

SUL CARBON

BRUSH-HOLDERS
CARBON BRUSHES
SELF-LUBRICATE BUSHINGS
KIT BUSHINGS

1st EDITION



Summary	2 - 3
---------	-------

BRUSH-HOLDER: STARTER MOTOR 5 - 77

BOSCH - WAPSA	5 - 27
COMSTAR	29
DELCO-REMY	29 - 41
DENSO	41 - 48
DIVERSOS	48
EFFA	48
FORD / MOTORCRAFT	49 - 50
HITACHI	51 - 53
ISKRA	53 - 58
MAGNETI MARELLI	58 - 61
MAHLE	61
MERCURY	61
MITSUBA	61 - 62
MITSUBISHI	62 - 69
PRESTOLITE - LUCAS INDIEL	69 - 71
VALEO	71 - 77

BRUSH-HOLDER: ALTERNATORS 79 - 90

BOSCH - WAPSA	79 - 80
DELCO-REMY	80 - 83
DENSO	83 - 84
FORD / MOTORCRAFT	88
PRESTOLITE - LUCAS INDIEL	89 - 90

BRUSH-HOLDERS: MOTORCYCLE 92 - 93

DENSO	92
HONDA	92
KAWASAKI	92
YAMAHA	93

BRUSH-HOLDERS: OTHERS 95 - 96

BOSCH - WAPSA	95
CARTO-MABUCHI	95
DELCO-REMY	95
DIVERSOS	96
MITSUBA	96
VALEO	96

CARBON BRUSHES: STARTER MOTORS 0

BOSCH - WAPSA	0
DELCO-REMY	0
DENSO	0
FIAT	0
FORD / MOTORCRAFT	0
HITACHI	0
ISKRA	0
MANDO	0
MITSUBISHI	0
PARIS-RHONE	0

CARBON BRUSHES: ALTERNATORS

BOSCH - WAPSA	0
DELCO-REMY	0
FORD / MOTORCRAFT	0
MAGNETI MARELLI	0
POONG SUNG	0
PRESTOLITE - LUCAS INDIEL	0
VALEO	0

CARBON BRUSHES: FAN MOTORS

BOSCH - WAPSA	0
DIVERSOS	0
FIAT	0
FORD / MOTORCRAFT	0
IMOBRA'S	0
THERMO KING	0
VALEO	0

CARBON BRUSHES: MOTORCYCLE

BOSCH - WAPSA	0
HONDA	0

CARBON BRUSHES: OTHERS

BOSCH - WAPSA	0
DELCO-REMY	0
DENSO	0
DIVERSOS	0

KIT BUSHINGS

103 - 128

ARNO	103
BOSCH - WAPSA	103 - 114
DELCO-REMY	114 - 117
DENSO	117
FORD / MOTORCRAFT	118
ISKRA	118 - 120
MAGNETI MARELLI	120
MITSUBISHI	120 - 122
PRESTOLITE - LUCAS INDIEL	122 - 126
VALEO	126 - 128

SELF-LUBRIFICATE BUSHINGS

130 - 161

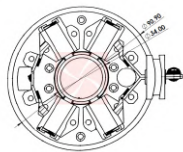

BOSCH - WAPSA	130 - 144
DELCO-REMY	144 - 149
DENSO	149 - 150
DIVERSOS	160 - 161
FORD / MOTORCRAFT	150
ISKRA	150 - 151
MAGNETI MARELLI	152
MITSUBISHI	152 - 153
PRESTOLITE - LUCAS INDIEL	154 - 157
VALEO	158 - 160

BRUSH-HOLDERS

STARTER MOTOR

BRUSH-HOLDERS

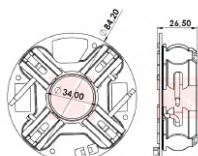
STARTER MOTORS



CODE	OEM	MOTOR TYPE	OEM Nº
A-004-12V	BOSCH - WAPSA		0001231002,0001231033
MOTOR Nº			BRUSHES DIMENSIONS
6033AD0189, 6033AD4054			6,3 x 24,8 x 16,4

APPLICATION

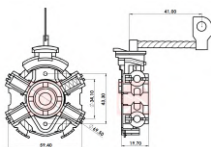
DIVERSAS VOLKSWAGEN **MERCEDES-BENZ** O-0500M, O-0500R, O-0500U, SÉRIE 12TL-L1218, SÉRIE 14TL- L1418, SÉRIE 16TL-L1622, SÉRIE 16TL-L618M, SÉRIE 24T-2423, SÉRIE 7T-712C, SÉRIE 9T-914C, SÉRIE 9T-915



CODE	OEM	MOTOR TYPE	OEM Nº
A-005-24V	BOSCH - WAPSA	HX87-M1.5KW	F002G20731
MOTOR Nº			BRUSHES DIMENSIONS
BC-4511001-BA, BC45Z1001BA, F002G20904			6,1 x 22,0 x 17,3

APPLICATION

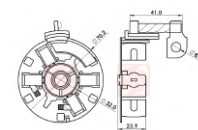
CUMMINS MOTOR ELETRÔNICO 24V, MOTOR ISC 4.5L, MOTOR ISC 6.7L 2010 **FORD** CARGO 1119, CARGO 1317, CARGO 1319, CARGO 1517, CARGO 1519, CARGO 1717, CARGO 1719, CARGO 1722, CARGO 1723, CARGO 1729, CARGO 2422, CARGO 2423, CARGO 2429, CARGO 2622, CARGO 2623, CARGO 2626, CARGO 2628, CARGO 2629, CARGO 816



CODE	OEM	MOTOR TYPE	OEM Nº
A-012-12V	BOSCH - WAPSA		1004336561,1004336765,053911209A
MOTOR Nº			BRUSHES DIMENSIONS
0001107103, 0001107106, 0001121026, 0001121027, 0001121030, 0001121035, 001911023B, 001911023C, 001911023CX, 001911023X, 036911023S, 085911023H, 085911023HX			5,0 x 12,0 x 11,6

APPLICATION

SEAT CORDOBA 1.0, CORDOBA 1.4, IBIZA 1.0, IBIZA II, IBIZA III, IBIZA IV 1.0 **VOLKSWAGEN** GOLF III, POLO CLASSIC 1.0 MI 16V;



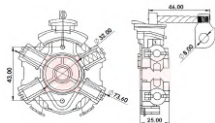
CODE	OEM	MOTOR TYPE	OEM Nº
A-013-12V	BOSCH - WAPSA		1004338102,1004338126,1004338140, 0399D77075
MOTOR Nº			BRUSHES DIMENSIONS
0001177000, 0001177001, 0001177002, 0001177003, 0001177004, 0001177005, 0001177006, 0001177007, 0001177008, 0001177009, 0001177010, 0001177011, 0001177012, 0001177013, 0001179500, 0001179501, 0001179502, 0001179503, 0001179504, 0001179505, 0001179506, 0001179507, 0001179508, 0001179509, 0001179510, 0001179511, 0001179512, 0001179513, 0001179514, 0001179515, 0001179516, 0001179517, 0001179518, 0001179519, 0001179522, 0001179523, 02M911024R, 02M911021H			5,0 x 16,0 x 13,5

APPLICATION

AUDI A1, A3, S3 **FIAT** DOBLO, FIORINO, PALIO, PUNTO FIRE 2010, SIENA, UNO **SEAT** MII **SKODA** CITIGO 1.0 **VOLKSWAGEN** FOX 1.0 BLUEMOTION 2013 ATÉ 2014, GOLF, JETTA 1.4, JETTA 1.6, JETTA 2.0, POLO 2.0R WRC 6R 2013, UP! 1.0 FLEX 2014 EM DIANTE

BRUSH-HOLDERS

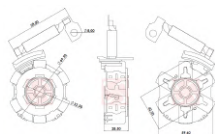
STARTER MOTORS



CODE	OEM	MOTOR TYPE	OEM Nº
A-014-12V	BOSCH - WAPSA		
MOTOR Nº			BRUSHES DIMENSIONS
0001115005, 0001115006, 0001115070, 0001115078, 0001115079, 0001115114, CC1T11000BB			6,0 x 18,0 x 14,5

APPLICATION

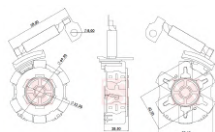
AUDI A3, A3 CONVERSÍVEL, RS3 2.5 TFSI SPORTBACK QUATTRO, TT, TT ROADSTER **CITROËN** JUMPER **FIAT** DUCATO **FORD** TRANSIT **MERCEDES-BENZ** CLASSE C 240, CLASSE C 280, CLASSE C 36 AMG, CLASSE CL 500, CLASSE CL 55 AMG, CLASSE CLK 320, CLASSE CLK 350, CLASSE CLK 430, CLASSE CLK 500, CLASSE CLK 55 AMG, CLASSE E 240, CLASSE E 320, CLASSE E 420, CLASSE G 320, CLASSE G 55 AMG, CLASSE ML 320 CDI, CLASSE ML 350 CDI, CLASSE ML 430, CLASSE ML 500, CLASSE ML 55 AMG, CLASSE S 500, CLASSE S 55 AMG, CLASSE S 600, CLASSE S 65, CLASSE SL 500, CLASSE SLK 55 AMG, CLASSE SLR 722 **PEUGEOT** BOXER **SEAT** ALTEA, ALTEA XL, LEON, TOLEDO III **SKODA** OCTAVIA COMBI, SUPERB ESTATE **VOLKSWAGEN** BEETLE, CADDY III BOX, CADDY III ESTATE, CC 3.6 FSI 4MOTION, EOS, GOLF MK IV, GOLF PLUS, GOLF V, GOLF V VARIANT, JETTA SALOON, PASSAT CC, PASSAT SALOON, PASSAT VARIANT, TOURAN



CODE	OEM	MOTOR TYPE	OEM Nº
A-017-12V	BOSCH - WAPSA		1004336681
MOTOR Nº			BRUSHES DIMENSIONS
0001139019, 0001139037, 0001145001, 0001145002			4,5 x 19,5 x 14,0

APPLICATION

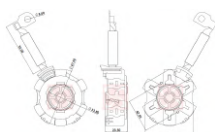
OBSERVAÇÕES Para motores start-stop / 6 escovas. **AUDI** A1, A3 **PORSCHE** PANAMERA **SEAT** CORDOBA, IBIZA **SUZUKI** SWIFT IV **VOLKSWAGEN** GOLF, POLO



CODE	OEM	MOTOR TYPE	OEM Nº
A-018-12V	BOSCH - WAPSA		1004337006, 1004337146, 1004337161
MOTOR Nº			BRUSHES DIMENSIONS
0001153001, 0001153005, 0001153007, 0001153008, 0001153009, 0001153010, 0001153013, 0001153015, 02E911024C, 02M911024C, 02Z911023H, 02Z911024H, 03G911209AA, 0AM911023G			4,5 x 19,5 x 14,0

APPLICATION

OBSERVAÇÕES Para motores start-stop / 4 escovas. **AUDI** A1 1.6 TDI, A3 1.6 TDI, A6 **SEAT** ALTEA 1.6 TDI, IBIZA 1.2, IBIZA 1.4, IBIZA 1.6, LEON 1.6 TDI, TOLEDO 1.4, TOLEDO 1.6 **SKODA** FABIA 1.2 TDI, FABIA 1.6 TDI, OCTAVIA 1.6 TDI, ROOMSTER 1.2, ROOMSTER 1.6, SUPERB 1.6 TDI, YETI 1.6, YETI 2.0 TDI **VOLKSWAGEN** BEETLE 1.6, BEETLE 2.0 TDI, GOLF 1.6 TDI, GOLF 2.0, JETTA 1.6, JETTA 2.0, POLO, TOURAN 1.6 TDI



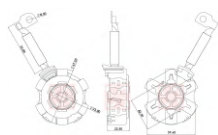
CODE	OEM	MOTOR TYPE	OEM Nº
A-019-12V	BOSCH - WAPSA		1004337160
MOTOR Nº			BRUSHES DIMENSIONS
0001138055, 0001138056, 361002B302			4,5 x 14,0 x 12,5

APPLICATION

OBSERVAÇÕES Para motores Start-Stop **ALFA ROMEO** GIULIETTA 1.4, GIULIETTA 1.4 TB, GIULIETTA 1.6 JTDM, MITO 0.9, MITO 1.4, MITO 1.4 T, MITO 1.6 JTD, MITO 1.6 JTDM **AUDI** A4 3.2 TFSI, A5 3.2 TFSI, A6 2.8 TFSI, A6 3.0 TFSI, A7 3.0 TFSI, A8 3.0 TFSI **FIAT** 500 0.9, 500 1.2, 500 1.4, 500 C 0.9, 500 L 0.9, 500 L 0.9 CNG, 500 L 1.6 MULTIJET, 500 X 1.6 MULTIJET, DOBLO 1.4, DOBLO 1.4 CARGO, DOBLO 1.6 DIESEL MULTIJET, IDEA 1.2 16V, IDEA 1.4 16V, PANDA 0.9, PANDA 0.9 4X4, PANDA 0.9 CNG, PUNTO 0.9 BIFUEL, PUNTO 0.9 TWINAIR TURBO, PUNTO 1.4, PUNTO EVO 1.4, PUNTO EVO 1.4 16V, PUNTO EVO 1.6 DIESEL MULTIJET **HYUNDAI** CRETA, VELOSTER 1.6 GDI **JEEP** RENEGADE 1.6 CRD **KIA** CARENS 1.6, CEE D 1.4, CEE D 1.6, RIO 1.4, RIO 1.6, SOUL 1.6 GDI, SPORTAGE 1.6 GDI **LANCIA** DELTA 1.4 16V, MUSA 1.6 DIESEL MULTIJET, YPSILON 0.9 TWINAIR **MINI** COOPER 1.6 D, COOPER 2.0 D, COOPER 2.0 D CLUBMAN, COOPER 2.0 SD CLUBMAN

BRUSH-HOLDERS

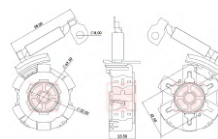
STARTER MOTORS



CODE	OEM	MOTOR TYPE	OEM Nº
A-020-12V	BOSCH - WAPSA		986025550,1004337013,1004337029,1004337042
MOTOR Nº			BRUSHES DIMENSIONS
0001148003, 0001148004, 0001148009, 0001148010, 0001148015, 0001148016			4,5 x 14,0 x 12,5

APPLICATION

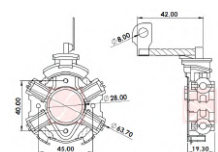
OBSERVAÇÕES Aplicado em motores start-stop. **BMW** 318D, M3 4.0, X1 2.0 **CHEVROLET - GM** MALIBU 2.0 D **OPEL** ASTRA 2.0 BITURBO CDT, ASTRA 2.0 CDTI, CASCADA 2.0 CDT, INSIGNIA 2.0 BITURBO CDTI, INSIGNIA 2.0 BITURBO CDTI 4X4, INSIGNIA 2.0 CDTI, INSIGNIA 2.0 CDTI 4X4, ZAFIRA 2.0 BITURBO CDTI, ZAFIRA 2.0 CDTI **VAUXHALL** ASTRA 2.0 BITURBO CDTI, ASTRA 2.0 CDTI, CASCADA 2.0 CDTI, INSIGNIA 2.0 BITURBO CDTI 4X4, INSIGNIA 2.0 CDTI, INSIGNIA 2.0 CDTI 4X4, INSIGNIA CDTI BITURBO 2.0, ZAFIRA 2.0 BITURBO CDTI



CODE	OEM	MOTOR TYPE	OEM Nº
A-021-12V	BOSCH - WAPSA		1004337066,1004337016,1004337020,1004337021,1004337036,1004337044,1004337062,1004337152
MOTOR Nº			BRUSHES DIMENSIONS
0001147402, 0001147403, 0001147404, 0001147405, 0001147406, 0001147407, 0001152410, 0986023137, A2709060700			4,5 x 14,0 x 12,5

APPLICATION

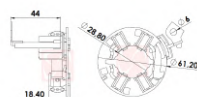
OBSERVAÇÕES Aplicado em motores start-stop. **MERCEDES-BENZ** CL 500 4.7, CL 63 5.5 AMG, CLS 500 4.7, CLS 500 4.7 4-MATIC, CLS 63 5.5 AMG, E 500 4.7, E 550 4.7, E 63 5.5 AMG, S 500 4.7 CGI, S 500 4.7 CGI 4-MATIC, S 63 5.5 AMG, SL 500 4.7, SL 63 5.5 AMG, SLK 55 5.5 AMG (01/2010 - 01/2012)



CODE	OEM	MOTOR TYPE	OEM Nº
A-022-12V	BOSCH - WAPSA	DB/LT	1004336519,1004336655,1004336896,02M911209C
MOTOR Nº			BRUSHES DIMENSIONS
0001107406, 0001107426, 0001107476, 0001107477, 0001107508, 0001107509, 0001107514, 0001107529, 0001121402, 0001121403, 0001121408, 0001121412, 0001121413, 0001121429, 0001121430, 0001121435, 0001121436, 0051513901, 02E911023J, 02E911023S, 02M911023G, 02M911024D, 02M911024DX, 02M911G, 02M911GX, 02M911S, 02M911SX, 02Z911023E, 02Z911023EX, 0AH911023, 28100-0T090, 28100-0T091, 8200792969C			4,6 x 12,0 x 11,5

APPLICATION

AUDI A1 2.0 TFSI QUATTRO, A3 1.8 TFSI SPORTBACK, Q3 2.0 TFSI QUATTRO, TT 2.0 TFSI COUPÉ QUATTRO **SEAT** IBIZA IV **VOLKSWAGEN** EOS 2.0 FSI, GOL VI, GOLF V, JETTA 2.0 TOTAL FLEX, JETTA 2.0 TSI, JETTA 2.5, JETTA 2.5 VARIANT, JETTA III, MULTIVAN V, PASSAT 2.0 FSI, PASSAT 2.0 TSI, PASSAT 2.0 TSI VARIANT, POLO, TIGUAN 2.0 TSI 4MOTION, TOURAN, TRANSPORTER V



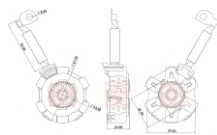
CODE	OEM	MOTOR TYPE	OEM Nº
A-025-12V	BOSCH - WAPSA		1004339005
MOTOR Nº			BRUSHES DIMENSIONS
28100T310A, 28100-0T310-A, 51997820, F000C60001, F000C60003, F000C60004, F000C60005, F000C60299, F000C60300, F000C60305, GN1511000BA, GN15-11000-BA			4,2 x 11,9 x 10,8

APPLICATION

FIAT DOBLO, FIORINO, PALIO, PUNTO FIRE 2010 EM DIANTE, SIENA, STRADA, UNO **TOYOTA** COROLLA 2015 EM DIANTE

BRUSH-HOLDERS

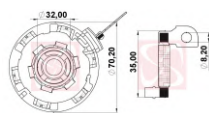
STARTER MOTORS



CODE	OEM	MOTOR TYPE	OEM Nº
A-034-12V	BOSCH - WAPSA		0001147425,0001147424,1004337153, 1004337154,1004337165
MOTOR Nº		BRUSHES DIMENSIONS	
0001138043, 0001138044, 0001138049, 0001138050, 0001138053, 0001138054, 0001138057, 0001138058, 0001138059, 0001138060, 0001138061, 0001138062, 0001147424, 0001147425		4,5 x 14,0 x 12,5	

APPLICATION

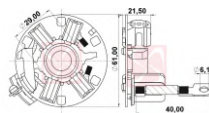
OBSERVAÇÕES Aplicado em motores start-stop. **BMW** 116 1.6i (2007-2011), 116 2.0i (2009-2012), 118 2.0i (2007-2012), 120 2.0i (2007 ->), 125 2.0i (2011 ->), 220 2.0i (2013 ->), 228 2.0i (2014 ->), 316 1.6i (2007 ->), 318 2.0i (2007 ->), 320 2.0i (2007-2014), 320 2.0i XDRIVE (2011 ->), 320i L4 2.0L 2013 ATÉ 2014, 320i XDRIVE L4 2.0L 2013 ATÉ 2014, 328 2.0i (2011 ->), 328 2.0i XDRIVE (2011 ->), 328i GT XDRIVE L4 2.0L 2014, 328i L4 2.0L 2012 ATÉ 2014, 328i XDRIVE L4 2.0L 2013 ATÉ 2014, 335 3.0 XI (2011 ->), 335 3.0i (2011 ->), 335 3.0i GT (2013 ->), 335 3.0i GT XDRIVE (2013 ->), 335 3.0i XDRIVE (2011 ->), 420 2.0i (2013 ->), 420 2.0i XDRIVE (2013 ->), 428 2.0i (2013 ->), 428 2.0i XDRIVE (2013 ->), 428i L4 2.0L 2014, 428i XDRIVE L4 2.0L 2014, 435 3.0i (2013 ->), 435 3.0i XDRIVE (2013 ->), 520 2.0i (2011 ->), 528 2.0i (2011 ->), 528 2.0i XDRIVE (2011 ->), 528i L4 2.0L 2014, 528i XDRIVE L4 2.0L 2014, 535 3.0i (2009 ->), 535 3.0i XDRIVE (2010 ->), 640 3.0i (2010 ->), 640 3.0i XDRIVE (2010 ->), 740 3.0i (2012 ->), M 135 3.0i (2011 ->), M 135 3.0i XDRIVE (2012 ->), X1 1.6 SDRIVE 16i (2013 ->), X1 2.0 SDRIVE 20i (2011 ->), X1 2.0 XDRIVE 28i (2011 ->), X1 L4 2.0L 2014, X3 2.0 SDRIVE 20i (2014 ->), X3 2.0 XDRIVE 28i (2011 ->), X3 3.0 XDRIVE 35i (2010 ->), X3 L4 2.0L 2014, X4 3.0 XDRIVE 35i (2014 ->), X5 3.0 XDRIVE 35i (2013 ->), X5 35i (2013 ->), Z4 2.0 SDRIVE 18i (2013 ->), Z4 2.0 SDRIVE 20i (2011 ->), Z4 2.0 SDRIVE 28i (2011 ->), Z4 L4 2.0L 2014



CODE	OEM	MOTOR TYPE	OEM Nº
A-037-12V	BOSCH - WAPSA		
MOTOR Nº		BRUSHES DIMENSIONS	
0001170421, 0001177401, 0001180603, 52033809, 52033810		4,5 x 14,0 x 12,5	

APPLICATION

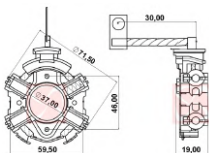
FIAT ARGO 1.0 3CIL COM MOTOR FIREFLY, CRONOS 1.3 3CIL ANO 2018 EM DIANTE, MOBI 1.0 3CIL COM MOTOR FIREFLY, NOVO UNO 1.0 3CIL COM MOTOR FIREFLY, UNO 1.0 3CIL COM MOTOR FIREFLY



CODE	OEM	MOTOR TYPE	OEM Nº
A-039-12V	BOSCH - WAPSA		1004339020
MOTOR Nº		BRUSHES DIMENSIONS	
0.001.194.001, 0.001.194.009, 0.001.194.010, 0.001.194.019 0.001.194.020, 0.399.709.301, 0.399.709.302, 52032619, 52033810, BC438000-3370		4,5 x 15,0 x 11,0	

APPLICATION

FIAT ARGO 1.0 FIREFLY 2017 ED, DOBLO, FIORINO, FURGÃO, MOBI 1.0 (C/ MOTOR FIREFLY), PALIO, PUNTO, SIENA, STRADA, UNO 1.0 FIREFLY 09/2016 ED, UNO 1.3 FIREFLY 09/2016 ED **TOYOTA** C-HR 2.0 2016 ED, COROLLA 2.0



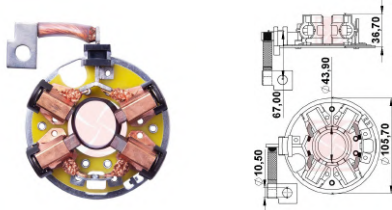
CODE	OEM	MOTOR TYPE	OEM Nº
A-041-12V	BOSCH - WAPSA		
MOTOR Nº		BRUSHES DIMENSIONS	
F000AL0309		4,5 x 12,0 x 11,5	

APPLICATION

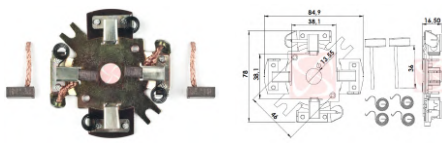
FIAT FIORINO 1.3L FURGÃO (ANO 2003 ATÉ 2006), PALIO 1.0 8V MPI FLEX (ANO 2005 ATÉ 2008), PALIO 1.0 MPI 8V (ANO 2000 ATÉ 2007), PALIO 1.3 MPI 8V (ANO 2002 ATÉ 2003), PALIO 1.3 MPI 8V FLEX (ANO 2003 ATÉ 2005), PALIO 1.4 MPI 8V FLEX (ANO 2005 ATÉ 2007), PALIO FIRE 1.0 MPI 8V (ANO 2002 ATÉ 2009), PALIO WEEKEND 1.3 MP (ANO 2002 ATÉ 2005), PALIO WEEKEND 1.4 MP (ANO 2005 ATÉ 2008), SIENA 1.0 MPI 8V FIRE (ANO 2002 ATÉ 2009), SIENA 1.0 MPI 8V FLEX FIRE (ANO 2005 ATÉ 2006), SIENA 1.0 MPI COM MOTOR 8V FLEX (ANO 2005 ATÉ 2007), SIENA 1.0L COM MOTOR SOHC 8V (ANO 2004 ATÉ 2005), SIENA 1.3 MPI 8V (ANO 2002 ATÉ 2004), SIENA 1.3 MPI 8V FLEX (ANO 2004 ATÉ 2005), SIENA 1.4 MPI 8V FLEX (ANO 2005 ATÉ 2007), STRADA 1.2 MPI 8V (ANO 2003 ATÉ 2005), STRADA 1.3 MPI 8V (ANO 2002 ATÉ 2005), STRADA 1.4 MPI 8V FLEX (ANO 2005 ATÉ 2006), UNO 1.0 MPI (ANO 2004 ATÉ 2006), UNO 1.0 MPI FLEX (2005 ATÉ 2008), UNO FURGONETA 1.3 MP (ANO 2004), UNO MILLE ECONOMY 1.0 (ANO 2009)

BRUSH-HOLDERS

STARTER MOTORS

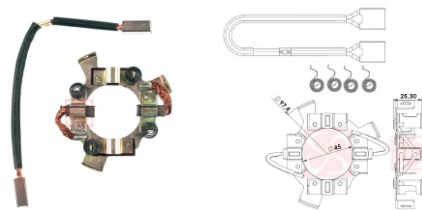


CODE	OEM	MOTOR TYPE	OEM N°
A-047-24V	BOSCH - WAPSA		2004336092,2004336111,6033AD0384, 6033AD6004
MOTOR N°			BRUSHES DIMENSIONS
0001330003, 0001330004, 0001330007, 0001330011, 0001330012, 0001330013, 0001330014, 0001330017, 0001330018, 0001330020, 0001330502			8,9 x 31,7 x 21,9
APPLICATION			



CODE	OEM	MOTOR TYPE	OEM N°
A-101-12V	BOSCH - WAPSA	EF	F000AL1459,9001082518,9001082239, 2004336013
MOTOR N°			BRUSHES DIMENSIONS
0001211219, 9000082009, 9000082021, 9000082023, 9000082024, 9000082025, 9000082028, 9000082030, 9000082031, 9000082032, 9000082033, 9000082034, 9000082035, 9000082039, 9000082040, 9000082041, 9000082042, 9000082043, 9000082045, 9000082046, 9000082047, 9000082048, 9000082049, 9000082050, 9000082051, 9000082053, 9000082054, 9000082055, 9000082058, 9000082059, 9000082061, 9000082062, 9000082063, 9000082064, 9000082065, 9000082066, 9000082069, 9000082070, 9000082072, 9000082073, 9000082074, 9000082076, 9000082077, 9000082078, 9000082079, 9000082081, 9000082082, 9000082083, 9000AL0301, F000AL0306, F000AL0329			7,0 x 10,0 x 18,0
APPLICATION			

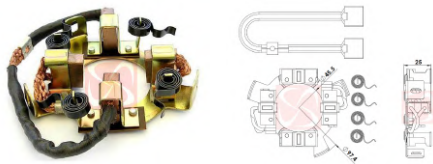
AGRALE (CAMINHÕES) 1100 TX, 8500 TDX **AGRALE DEUTZ** MOTOR M70, MOTOR M790, MOTOR M80, MOTOR M85, MOTOR M90, MOTOR M93 ID **FIAT** 147, 147 1050, 147 1300, 147 CITY, 147 EUROPA, 147 FIORINO, 147 GLS, 147 OGGI, 147 PANORAMA, 147 PICK-UP, 147 RALLY, 147 SPAZIO, 147 SPAZIO RACING, 147 SPAZIO TR, DUNA 60, DUNA 60 WEEKEND, DUNA 70, DUNA 70 WEEKEND, ELBA 1.3, ELBA 1.5, ELBA 1.6, FIORINO 1.5, FIORINO 1.6, FIORINO FURGÃO 1.0, FIORINO FURGÃO 1.3 SPI, FIORINO FURGÃO 1.5 SPI, FIORINO PICK-UP 1.0, FIORINO PICK-UP 1.3, FIORINO PICK-UP 1.5 OGGI 1300, PANORAMA 1300, PRÊMIO 1.5, PRÊMIO 1.5 SPI, PRÊMIO 1.6, SPAZIO 1.3, TEMPRA 2.0 MPI 16v, TEMPRA 2.0 SPI 8v, UNO 1.0, UNO 1.1, UNO 1.1 BRIO, UNO 1.5, UNO 1.6, UNO 1.6 MPI, UNO 1050, UNO 1300, UNO MILLE, UNO MILLE 1.0, UNO MILLE 1.5 SPI, UNO MILLE ELETTRONIC, UNO MILLE ELX, UNO MILLE EP **FIAT (CAMINHÕES)** 120, 140, 80 **FORD** BELINA II 1.6, BELINA II 1.8 EU, BELINA II 1.8 UD, CORCEL II 1.6, DEL REY 1.6, DEL REY 1.8, DEL REY 1.8 EU, DEL REY 1.8 UD, ESCORT 1.3, ESCORT 1.6, ESCORT 1.8, ESCORT GHIA, ESCORT GUARUJÁ AP 1.8, ESCORT XR3, PAMPA 1.6, PAMPA 1.6 4X4, PAMPA 1.6 AP, PAMPA 1.8, PAMPA 1.8i, ROYALE 1.8, ROYALE 1.8i AP, ROYALE 2.0, ROYALE 2.0i AP, VERONA 1.8, VERONA 1.8 AP, VERSAILLES 1.8, VERSAILLES 1.8i AP, VERSAILLES 2.0, VERSAILLES 2.0i AP **GM** CHEVETTE 1.0, CHEVETTE 1.4, CHEVETTE 1.6, CHEVETTE 1.6S, CHEVETTE HATCH 1.4, CHEVETTE HATCH 1.6, CHEVY 500 1.6, CHEVY 500 1.6 S, MARAJÓ 1.4, MARAJÓ 1.6, MARAJÓ 1.6 S **GURGEL** BR800, CARAJÁS 1.8, SUPERMINI, TOCANTINS 1.6 L, TOCANTINS 1.6 TR **LADA** NIVA 1.5, NIVA 1.6 **MOTOR TIETÉ** RD 900, RD 900L, RD 950, RD 950L **VOLKSWAGEN** APOLLO 1.8, APOLLO 1.8 GL, APOLLO 1.8 GLS AP, BRASILIA 1.3, BRASILIA 1.6, FOX 302, FOX 307, FOX 309, FUSCA 1.6, FUSCA 1300, FUSCA 1500, FUSCA 1600, GOL 1.0, GOL 1.6, GOL 1.6 AP, GOL 1.8, GOL G2 1.0i, GOL G2 1.8i, KARMANN GHIA 1600, KOMBI 1.3, KOMBI 1.5, KOMBI 1.6, PARATI 1.6, PARATI 1.6 AP, PASSAT 1.5, PASSAT 1.6, PASSAT 1.8, QUANTUM 1.8, QUANTUM 2.0, QUANTUM 2.0i, SANTANA 1.8, SANTANA 1.8i, SANTANA 2.0, SANTANA 2.0i, SAVEIRO 1.6, SAVEIRO 1.6 AP, VARIANT 1600, VARIANT G2 1600, VOYAGE 1.5, VOYAGE 1.6, VOYAGE 1.6 AP **ANMAR** MICROTRATOR TC11, MICROTRATOR TC11 SUPER **YANMAR (MOTORES)** MOTOR BT22, MOTOR BT33



CODE	OEM	MOTOR TYPE	OEM N°
A-102-12V	BOSCH - WAPSA	MPB	9001453023,246007
MOTOR N°			BRUSHES DIMENSIONS
9000453020, 9000453033, 9000453034, 9000453041, 9000453044, 9000453046, 9000453047, 9000453050, 9000453053, 9000453054, 9000453060, 9000453061, 9000453027			8,8 x 19,1 x 22,0
APPLICATION			

CASE PÁ CARREGADEIRA W7 COM MOTOR PERKINS 6 CIL, RETROESCAVADEIRA 580 CK COM MOTOR PERKINS 4 CIL, RETROESCAVADEIRA 580 E COM MOTOR PERKINS 4 CIL **CBT** TRATOR 1090 COM MOTOR PERKINS 6 CIL, TRATOR 1100 COM MOTOR PERKINS 6 CIL **CHEVROLET-GM** CAMINHÕES A60, CAMINHÕES A70, CAMINHÕES A80, CAMINHÕES A90, CAMINHÕES C/ PERKINS 4CIL, CAMINHÕES C/ PERKINS 6CIL **CHRYSLER (CAMINHÕES)** P-700 COM MOTOR PERKINS 6 CIL **CLARK** EMPILHADEIRA C300 HY40, EMPILHADEIRA C300 HY60, EMPILHADEIRA C300 HY80, TRATOR MICHIGAN 75A **EATON** EMPILHADEIRA D83C, EMPILHADEIRA D83P, EMPILHADEIRA D87P, PÁ CARREGADEIRA 1900, PÁ CARREGADEIRA 250A **FIAT-ALLIS** RETROESCAVADEIRA FB80.2 GENESIS 5.0 **FORD (CAMINHÕES)** CARGO 1113 D299-6, CARGO 1313 D299-6, F11000 COM MOTOR PERKINS 6 CIL, F11000 D229-6, F12000 COM MOTOR PERKINS 6 CIL, F12000 D229-6, F13000 COM MOTOR PERKINS 6 CIL, F13000 D229-6, F13000 TD229-6, F19000 D229-6, F2000 D229-4, F21000 D229-6, F22000 D229-6, F22000 TD229-6, F4000 D226-4, F4000 FTO 4.4, F4000 TC 4.4, F7000 D229-6 **FORD (TRATOR)** 4610, 5610, 6610, 6610 TR4, 7610 **HYSTER** EMPILHADEIRA 4236 COM MOTOR PERKINS 4 CIL, EMPILHADEIRA 4203 COM MOTOR PERKINS 4 CIL **MASSEY FERGUSON (TRATOR)** 95L COM MOTOR PERKINS 6 CIL, 95X COM MOTOR PERKINS 6 CIL, ESTEIRAS MF3366, ESTEIRAS MF400, MF295/4, MF296, MF296/4 **NEW HOLLAND (TRATOR)** 4630 OHV 3201, 5030 GENESIS, 5630 GENESIS, 6630 GENESIS, 7630 GENESIS, 7810 GENESIS, 7830 GENESIS, 8030 GENESIS **VOLKSWAGEN (CAMINHÕES)** 11160, 12140 H D229-6, 22160, 7110 S TD229 EC4, 7110 S TD229-4, 790 S D229-4

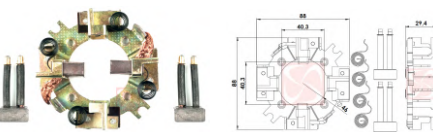
BRUSH-HOLDERS STARTER MOTORS



CODE	OEM	MOTOR TYPE	OEM Nº
A-103-12V	BOSCH - WAPSA	MPB	9001453024,246005
MOTOR Nº		BRUSHES DIMENSIONS	
224030, 9000453013, 9000453048		8,8 x 19,0 x 18,0	

APPLICATION

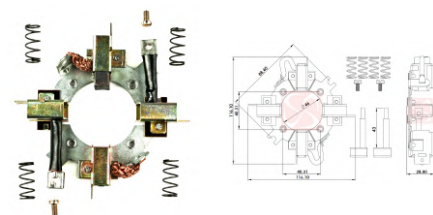
AGRALE-DEUTZ TRATOR 400 C/ MOTOR AGRALE M790, TRATOR 4000 C/ MOTOR AGRALE M790, TRATOR 4200 C/ MOTOR AGRALE M790, TRATOR 440 C/ MOTOR AGRALE M790 **FORD** MAVERICK V8 302



CODE	OEM	MOTOR TYPE	OEM Nº
A-104-12V	BOSCH - WAPSA	JF	9001083362,9001083392
MOTOR Nº		BRUSHES DIMENSIONS	
9000083027, 9000083028, 9000083029, 9000083031, 9000083035, 9000083036, 9000083038, 9000083053, 9000083055, 9000083056, 9000083058, 9000083059, 9000083061		10,0 x 22,0 x 23,5	

APPLICATION

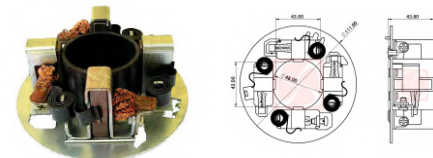
AGRALE DEUTZ 5000D, 6150, 7000D, 7500TD, BX 100, BX 4.100, BX 4.110, BX 4.130, BX 4.150, BX 4.60, BX 4.90, BX 60, BX 90, BX130 **CASE** 80 CR, 80 P, W18, W20, W20B **CBT** 1065, 1105, 2080, 2105, 2105CBT: 8000, 8000, 8060 4X4, 8240, 8260 4X4, 8440 **CHEVROLET-GM** D20, D20 PLUS, D6000 **FIAT ALLIS** FB80 **JOHN DEERE** JD 50 D **KOMATSU** D50A, D90E **MASSEY FERGUSON** MF 275, MF 275-4, MF 283, MF 290, MF 290-4, MF 292, MF 295, MF 295/4, MF 296, MF 296/4 TURBO, MF 3640, MF 5650, MF 6845, MF 6855, MF 6865, MF 1630 **MAXION** IDEAL 9070, IDEAL 9075, IDEAL 9090, IDEAL 9110, IDEAL 9130, IDEAL 9150, IDEAL 9170 **MERCEDES-BENZ** L/2216, L1013, L1111, L1113, L1313, L1313A, L1316, L1316A, L1516, L2013, L2016, L2213, L2215, L608D, L610, O 362 **MWM** SÉRIE D, SÉRIE TD **SLC** 6200, 6200 TURBO, 7200 TURBO, 7700 TURBO, OF1113, OH1112, OM 366 A, OM 366 C, OM 366 LA, SÉRIE 7000, SÉRIE 7700 TURBO, SÉRIE 9T-917, W18, W20, W20B **VALMET** 1101D, 118, 118-4, 128, 128 4X4, 138 TURBO, 138-4 TURBO, 148 4X4, 148 TURBO, 651D, 68, 68 CAFFEIRO, 68 ESPECIAL, 78 VE, 78S, 88, 880, 880 4X4, 980 4X4 TURBO **YANMAR** 1050, BT, BTD D1050.D 4X4



CODE	OEM	MOTOR TYPE	OEM Nº
A-105-12V	BOSCH - WAPSA	JF	9001083569
MOTOR Nº		BRUSHES DIMENSIONS	
9000083042, 9000083053, 9000083054, 9000083055, 9000083056, 9000083058, 9000083059, 9000083061, 9000083062, 9000083067, 9000083069, 9000083071, 9000083072, 9000083074, 9000083075, 9000083077, 9000453072, 9000453074, 9000453076, 9000453077, 9000453080, 9000453082, 9000453083, 9000453089, 9000453090, 9000453091, F006AL0602		10,0 x 22,2 x 19,0	

APPLICATION

AGRALE DEUTZ 100S, 120S, 1800 D, 6.150, 7000 DX, 7000 TDX, 80S, 8500 TDX, AX 4100, AX 4190, BX, BX 4.60, BX 60, MA 7.5 T, SÉRIES 5000, SÉRIES 6000, SÉRIES 7000, TX 1600 **CASE** 580H, 580L 80 CR, 80 P, SH 4X2, SH 4X4, W 18, W 20 E, W20, W20B **CBT** 1065, 1105, 2080, 2105, 8060 4X4, 8240, 8260 4X4, 8440 **CHEVROLET-GM** D 6000, D20 **FIAT** FB 80 **FORD** CARGO WORLD TRUCK C, F 4000 **JOHN DEERE** JD 50 D **KOMATSU** D30E, D50A, RETRO ESCAVADEIRA DE ESTEIRAS **MASSEY FERGUSON** MF 265, MF 296, MF 296/4, MF 296/5, MF 6865, MF1630, MF235, MF295, MF295/4, MF3640, MF5650, MF6845, MF6855 **MAXION** IDEAL 9070, IDEAL 9075, IDEAL 9090, IDEAL 9110, IDEAL 9130, IDEAL 9150, IDEAL 9170 **MERCEDES-BENZ** 917, O, OF, OF1113, OH, OH1113, OM, OM 366 A, OM 366 C, OM 366 LA, SÉRIE 10T, SÉRIE 11TL, SÉRIE 12TL, SÉRIE 13TL, SÉRIE 14TL, SÉRIE 15TL, SÉRIE 16TL, SÉRIE 17T, SÉRIE 20TL, SÉRIE 22TL, SÉRIE 23TL, SÉRIE 24T, SÉRIE 6TL, SÉRIE 7T, SÉRIE 7TL, SÉRIE 8TL, SÉRIE 9T **MÜLLER** ROLO COMPACTADOR VAP55, TRATOR TM12, TRATOR TM14, VIBRO RT 62, VIBRO RT 82 **MWM** D 229-3, D 229-4, D 229-5, D 229-6 TBD, TD, TD 229-6 **NEW HOLLAND** 8040, 8055, TC 55, TC 57, TC59, TM 120, TRATOR GAMALTA **PERKINS** TRATORES **PUMA** 7900, 7900 T, 914 **SLC** 7700 TURBO **TOYOTA** BANDEIRANTE **VALMET** SÉRIE 110, SÉRIE 118, SÉRIE 1180, SÉRIE 1180S, SÉRIE 128, SÉRIE 1280, SÉRIE 138, SÉRIE 1380S, SÉRIE 148, SÉRIE 1580, SÉRIE 1680S, SÉRIE 1780, SÉRIE 1880S, SÉRIE 62, SÉRIE 65, SÉRIE 68, SÉRIE 68S, SÉRIE 78, SÉRIE 78S, SÉRIE 88, SÉRIE 880, SÉRIE 88S, SÉRIE 885, SÉRIE 980, SÉRIE 985, SÉRIE 985S **VOLKSWAGEN** SÉRIE 12 T, SÉRIE 13 T, SÉRIE 14 T, SÉRIE 15 T, SÉRIE 16 T, SÉRIE 16.170 BT, SÉRIE 16.200, SÉRIE 17 T, SÉRIE 7 T, SÉRIE 8 T, SÉRIE 9 T **YANMAR** TRATOR 1050, TRATOR 1050.D, TRATOR 1050.D 4X4, TRATOR BT, TRATOR BTD



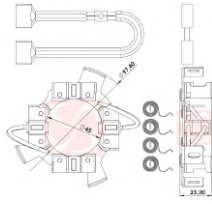
CODE	OEM	MOTOR TYPE	OEM Nº
A-106-12V	BOSCH - WAPSA	JE	9001453640
MOTOR Nº		BRUSHES DIMENSIONS	
0001370001, 87HLL11001AA, 9000453029, 9000453067		9,0 x 36,0 x 18,0	

APPLICATION

CASE PÁ CARREGADEIRA W36 B TURBO COM MOTOR 6 CT **CUMMINS** SÉRIE CT COM MOTOR 6 CT 8.3 **FORD (CAMINHÕES)** CARGO 2324, CARGO 3224 ATAC, CARGO C 4030, F7000 **KENWORTH** 13.210 COM MOTOR 6 CT, 22.210 COM MOTOR 6 CT **MERCEDES-BENZ (CAMINHÕES)** 1625 L, 1825 LG, 2325 L, 2325 LB, 2325 LK **PETERBILT** 13.210 COM MOTOR 6 CT 8.3 LITROS, 22.210 COM MOTOR 6 CT 8.3 LITROS, 23.210 COM MOTOR 6 CT 8.3 LITROS **VOLKSWAGEN** 16.210 COM MOTOR 6 CT, 16.210 COM MOTOR DE 6 CT

BRUSH-HOLDERS

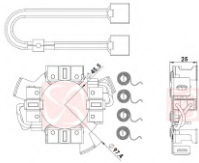
STARTER MOTORS



CODE	OEM	MOTOR TYPE	OEM Nº
A-110-12V	BOSCH - WAPSA	MPB	9001453025
MOTOR Nº		BRUSHES DIMENSIONS	
9000453016, 9000453038, 9000453043, 9000453045, 9000453049, 9000453051, 9000453052		8,8 x 19,0 x 13,0	

APPLICATION

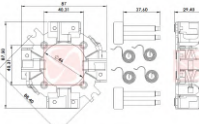
CASE RETROESCAVADEIRA 580 H **CBT (TRATOR)** 1000 PERKINS 4 CIL. **HYSTER** EMPILHADEIRA COM MOTOR GM2500 4 CIL, EMPILHADEIRA COM MOTOR GM4100 6 CIL. **MASSEY FERGUSON** COLHEITADEIRA MF220 **MASSEY FERGUSON (TRATOR)** MF235, MF250, MF265, MF275, MF283, MF285, MF290, MF50X, MF5300, MF5310, MF55X, MF65R, MF65X, MF85X



CODE	OEM	MOTOR TYPE	OEM Nº
A-111-12V	BOSCH - WAPSA	MPB	9001453023,246007
MOTOR Nº		BRUSHES DIMENSIONS	
9000453020, 9000453027, 9000453033, 9000453034, 9000453041, 9000453044, 9000453046, 9000453047, 9000453050, 9000453053, 9000453054, 9000453060, 9000453061		8,8 x 19,1 x 17,0	

APPLICATION

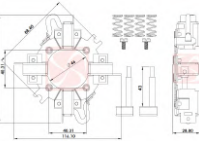
CASE PÁ CARREGADEIRA W7 COM MOTOR PERKINS 6 CIL, RETROESCAVADEIRA 580 CK COM MOTOR PERKINS 4 CIL, RETROESCAVADEIRA 580 E COM MOTOR PERKINS 4 CIL **CBT** TRATOR 1090 COM MOTOR PERKINS 6 CIL, TRATOR 1100 COM MOTOR PERKINS 6 CIL. **CLARK** EMPILHADEIRA C300 HY40, EMPILHADEIRA C300 HY50, EMPILHADEIRA C300 HY60, TRATOR MICHIGAN 75A **EATON** EMPILHADEIRA D83C, EMPILHADEIRA D83P, EMPILHADEIRA D87P, PÁ CARREGADEIRA 1900, PÁ CARREGADEIRA 250A **FIAT-ALLIS** RETROESCAVADEIRA FB80.2 GENESIS 5.0 **FORD (CAMINHÕES)** CARGO 1113 D299-6, CARGO 1313 D229-6, F11000 COM MOTOR PERKINS 6 CIL, F11000 D229-6, F12000 COM MOTOR PERKINS 6 CIL, F12000 D229-6, F13000 COM MOTOR PERKINS 6 CIL, F13000 D229-6, F13000 TD229-6, F19000 D229-6, F2000 D229-6, F21000 D229-6, F22000 D229-6, F22000 TD229-6, F4000 D226-4, F4000 FTO 4.4, F4000 TC 4.4, F7000 D229-6 **FORD (TRATOR)** 4610 5610, 6610, 6610 TR4, 7610 **GM (CAMINHÕES)** A60, A70, A80, A90 **HYSTER** EMPILHADEIRA 4236 COM MOTOR PERKINS 4 CIL, EMPILHADEIRA 4203 COM MOTOR PERKINS 4 CIL **MASSEY FERGUSON** TRATOR 95I COM MOTOR PERKINS 6 CIL, TRATOR 95X COM MOTOR PERKINS 6 CIL, TRATOR DE ESTEIRAS MF3366, TRATOR DE ESTEIRAS MF400, TRATOR DE ESTEIRAS MF295/4, TRATOR MF296, TRATOR MF296/4 **NEW HOLLAND** TRATOR 4630 OHV 3201, TRATOR 5030 GENESIS, TRATOR 5630 GENESIS, TRATOR 6630 GENESIS, TRATOR 7630 GENESIS, TRATOR 7810 GENESIS, TRATOR 7830 GENESIS, TRATOR 8030 GENESIS **VOLKSWAGEN (CAMINHÕES)** 11160, 12140 H D229-6, 22160, 7110 S TD229 EC4, 7110 S TD229-4, 790 S D229-4



CODE	OEM	MOTOR TYPE	OEM Nº
A-112-24V	BOSCH - WAPSA	JF	9001083392
MOTOR Nº		BRUSHES DIMENSIONS	
9000083043, 9000083045, 9000083046, 9000083050, 9000083052, 9000083063, 9000083064, 9000083065, 9000083066, 9000083068, 9000083073, 9000083076, 9000453075, 9000453079, 9000453080, 9000453086, 9000453088		10,0 x 22,0 x 23,5	

APPLICATION

CASE ESCAVADEIRA HIDRÁULICA 888 BCKE 6BT, ESCAVADEIRA HIDRÁULICA 888 CKE 6BT, PÁ CARREGADEIRA W18 D OM366, PÁ CARREGADEIRA W18 E OM366, PÁ CARREGADEIRA W20 D OM366 A, PÁ CARREGADEIRA W20 E OM366 A **EL DETALLE** ÔNIBUS OA101 BF6L 913C **FIAT** CAMINHÕES 120 8360, CAMINHÕES 130 CP3, CAMINHÕES 140 8360, CAMINHÕES 80 8340, CAMINHÕES 80 S 8340.05 **FIAT-ALLIS** ESCAVADEIRA FH200 TD229 EC.06, MOTONIVELADORA FG140 6CT 8.3, PÁ CARREGADEIRA FR10 B D229-6, PÁ CARREGADEIRA FR12 B D229-6, PÁ CARREGADEIRA FR120.2 6CT 8.3, TRATOR DE ESTEIRAS AD7 B D229-6, TRATOR DE ESTEIRAS FA120 TD229 EC.09, TRATOR DE ESTEIRAS FD9 TD229-6 EC.06 **FORD** CAMINHÕES CARGO 1618 6.10, ÔNIBUS B1618 6.10T, ÔNIBUS B1621 6.10T **IVECO** CAMINHÕES EUROCARGO 120 E15, CAMINHÕES EUROCARGO 140 E18, CAMINHÕES EUROCARGO 150 E18, CAMINHÕES EUROCARGO 150 E20, CAMINHÕES EUROCARGO 150 E20T, CAMINHÕES EUROCARGO 160 E21, CAMINHÕES EUROCARGO 160 E23, CAMINHÕES EUROCARGO 160 E23T **KOMATSU** MOTONIVELADORA A835 (CUMMINS 6BT 5.9), MOTONIVELADORA GD523A (CUMMINS 6BT 5.9), MOTONIVELADORA GD523R (CUMMINS 6BT 5.9), RETROESCAVADEIRA PC150 SE (CUMMINS 6BT 5.9) **MERCEDES-BENZ** CAMINHÕES 1214 L OM366, CAMINHÕES 1217 L OM366 A, CAMINHÕES 1218 L OM366 A, CAMINHÕES 1218 L OM366 A EURO L, CAMINHÕES 1317 L OM352 A, CAMINHÕES 1414 L OM366, CAMINHÕES 1418 L OM366 A, CAMINHÕES 1418 L OM366 A EURO L, CAMINHÕES 1517 L OM352 A, CAMINHÕES 1614 L OM366, CAMINHÕES 1618 L OM366 A, CAMINHÕES 1621 L OM366 A, CAMINHÕES 917, ÔNIBUS O371 U OM366, ÔNIBUS O371 UL OM366 LA, ÔNIBUS O371 UL OM366 LA EURO L, ÔNIBUS OF1115 OM366, ÔNIBUS OF1315 OM366, ÔNIBUS OF1318 OM366 A, ÔNIBUS OF1618, ÔNIBUS OF1620 OM366 LA, ÔNIBUS OF1721 OM366 LA, ÔNIBUS OH1315 G OM366, ÔNIBUS OH1318 OM366 A, ÔNIBUS OH1420, ÔNIBUS OH1421 L, ÔNIBUS OH1621 LE, ÔNIBUS OH1621 LG OM366, ÔNIBUS OH1623 LG OM366, ÔNIBUS OHL1620, ÔNIBUS OHL1621 **VOLKSWAGEN** CAMINHÕES 16180 CO 6.10, CAMINHÕES 16210 CO 6.10 TCA, CAMINHÕES 17210 OD 6.10 TCA, CAMINHÕES 17240 OT 6.10 TCA, CAMINHÕES L80 4.10 TCA, ÔNIBUS B16180 6.10 **YANMAR** MOTOR ESTACIONÁRIO, MOTOR MARÍTIMO



CODE	OEM	MOTOR TYPE	OEM Nº
A-113-24V	BOSCH - WAPSA	JF	9001083596
MOTOR Nº		BRUSHES DIMENSIONS	
9000083043, 9000083054, 9000083063, 9000083064, 9000083065, 9000083066, 9000083068, 9000083073, 9000083076, 9000453075, 9000453079, 9000453086, 9000453088, F000AL0700		10,0 x 22,2 x 19,0	

APPLICATION

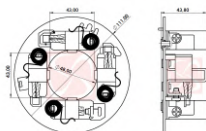
CASE EL DETALLE (ÔNIBUS), ESCAVADEIRA HIDRÁULICA 888 BCKE 6BT, ESCAVADEIRA HIDRÁULICA 888 CKE 6BT, OA101 BF6L 913C, PÁ CARREGADEIRA W18 D OM366, PÁ CARREGADEIRA W18 E OM366, PÁ CARREGADEIRA W20 D OM366 A, PÁ CARREGADEIRA W20 E OM366 A **FIAT** CAMINHÕES 120 8360, CAMINHÕES 130 CP3, CAMINHÕES 140 8360, CAMINHÕES 80 8340, CAMINHÕES 80 S 8340.05 **FIAT-ALLIS** ESCAVADEIRA FH200 TD229 EC.06, MOTONIVELADORA FG140 6CT 8.3, PÁ CARREGADEIRA FR10 B D229-6, PÁ CARREGADEIRA FR12 B D229-6, PÁ CARREGADEIRA FR120.2 6CT

BRUSH-HOLDERS

STARTER MOTORS



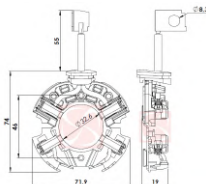
8.3, TRATOR DE ESTEIRAS AD7 B D229-6, TRATOR DE ESTEIRAS FA120 TD229 EC.09, TRATOR DE ESTEIRAS FD9 TD229-6 EC.06 **FORD** CAMINHÕES CARGO 1618 6.10, ÔNIBUS B1618 6.10T, ÔNIBUS B1621 6.10T **IVECO** EUROARGO 120 E15, EUROARGO 140 E18, EUROARGO 150 E18, EUROARGO 150 E20, EUROARGO 150 E20T, EUROARGO 160 E21, EUROARGO 160 E23, EUROARGO 160 E23T **KOMATSU** MOTONIVELADORA A835 (CUMMINS 6BT 5.9), MOTONIVELADORA GD523A (CUMMINS 6BT 5.9), MOTONIVELADORA GD523R (CUMMINS 6BT 5.9), RETROESCAVADEIRA PC150 (CUMMINS 6BT 5.9), RETROESCAVADEIRA PC150 SE (CUMMINS 6BT 5.9) **MERCEDES-BENZ** CAMINHÕES 1214 L OM366, CAMINHÕES 1217 L OM366 A, CAMINHÕES 1218 L OM366 A, CAMINHÕES 1218 L OM366 A EURO L, CAMINHÕES 1317 L OM352 A, CAMINHÕES 1414 L OM366, CAMINHÕES 1418 L OM366 A, CAMINHÕES 1418 L OM366 A EURO L, CAMINHÕES 1517 L OM352 A, CAMINHÕES 1614 L OM366, CAMINHÕES 1618 L OM366 A, CAMINHÕES 1621 L OM366 A, CAMINHÕES 917, ÔNIBUS O371 U OM366, ÔNIBUS O371 UL OM366 LA, ÔNIBUS O371 UL OM366 LA EURO L, ÔNIBUS OF1115 OM366, ÔNIBUS OF1315 OM366, ÔNIBUS OF1318 OM366 A, ÔNIBUS OF1618, ÔNIBUS OF1620 OM366 LA, ÔNIBUS OF1721 OM366 LA, ÔNIBUS OH1315 G OM366, ÔNIBUS OH1318 OM366 A, ÔNIBUS OH1420, ÔNIBUS OH1421 L, ÔNIBUS OH1621 LE, ÔNIBUS OH1621 LG OM366, ÔNIBUS OH1623 LG OM366, ÔNIBUS OHL1620, ÔNIBUS OHL1621 **VOLKSWAGEN** CAMINHÕES 16180 CO 6.10, CAMINHÕES 16210 CO 6.10 TCA, CAMINHÕES 17210 OD 6.10 TCA, CAMINHÕES 17240 OT 6.10 TCA, CAMINHÕES L80 4.10 TCA, ÔNIBUS B16180 6.10 **YANMAR** MOTOR ESTACIONÁRIO, MOTOR MARÍTIMO



CODE	OEM	MOTOR TYPE	OEM Nº
A-114-24V	BOSCH - WAPSA	JE	9001453625
MOTOR Nº		BRUSHES DIMENSIONS	
9000453068, F000AL0801		9,0 x 36,0 x 18,0	

APPLICATION

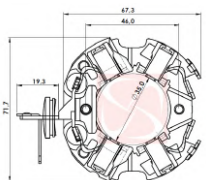
DECAROLI 714 COM MOTOR OM 449 A, 784 T1/2 COM MOTOR OM 447 LA, NG 4 T1 COM MOTOR OM 447 LA **MERCEDES-BENZ (CAMINHÕES)** 1625 LS, 1630 LS, 1825 LS, 1935 LS, 1938 LS, 1941 LS 2325 L, 2635 L, 2638 LS **MERCEDES-BENZ (ÔNIBUS)** O400 R, O400 RS, O400 RSD, O400 RSL, O400 UP, O400 UPA, OH1625 L, OH1635 L, OHL1624 G, OHL1630, OHL1635



CODE	OEM	MOTOR TYPE	OEM Nº
A-115-12V	BOSCH - WAPSA	DA/DM	F000AL1013,F000AL1054,9001081092
MOTOR Nº		BRUSHES DIMENSIONS	
9000081010, F000AL0306, F000AL0313, F000AL0401, F000AL0414		5,0 x 12,0 x 11,6	

APPLICATION

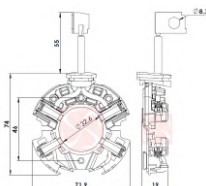
OBSERVAÇÕES Base maior que DW's (A-117 / 118 / 119). **CHEVROLET-GM** CORSA 1.6EFI **CITROEN** BERLINGO 1.8 I, EVASION 2.0 I TURBO **FIAT** DOBLO 1.3 FIRE, DUCATO 10, DUCATO 13, DUCATO 14, DUCATO 18, PALIO 1.0, PÁLIO 1.0 8V, PALIO 1.3 MPI 16V, PALIO WEEKEND, PÁLIO WEEKEND 1.0 8V, SIENA, STRADA, STRADA 1.0 8V, UNO 1.0 SPI **MERCEDES-BENZ** ESCORT 1.3, ESCORT 1.4 EXPRESS 55, ESCORT 1.4 EXPRESS 75, ESCORT CABRIO, ESCORT TURNIER, KA 1.3 I, ORION 1.6I 16V **GURGEL** BR 800, TOCANTINS L, TOCANTINS TR **MERCEDES-BENZ** CLASSE A 160 **OPEL** CALIBRA 2.0 I TURBO **PEUGEOT** 205, 306, 405, 605, PARTNER **TRANSPORTER** 1600, VARIANT, VARIANT II **VOLKSWAGEN** FUSCA 1300, FUSCA 1500, FUSCA 1600, GOL 1.3, GOL 16V TURBO GOL II, GOL III 1.0MI, KOMBI 1.4 TOTAL FLEX, KOMBI 1.6 MI, PARATI 16V TURBO, PARATI II, PARATI III 1.0MI **VOLVO** S40, V40



CODE	OEM	MOTOR TYPE	OEM Nº
A-115-B-12V	BOSCH - WAPSA	DA/DM	9001081092,F000AL1013,F000AL1054, F000AL1459,F000AL1919
MOTOR Nº		BRUSHES DIMENSIONS	
0001112003, 0001112038, 9000081010, F000AL0306, F000AL0313, F000AL0329, F000AL0401, F000AL0402, F000AL0414, F000AL0415		5,0 x 12,0 x 11,6	

APPLICATION

OBSERVAÇÕES Base maior que DW's (A-117 / 118 / 119). Porta-escovas com terminal saída para o lado esquerdo. **GM** CORSA 1.6 EFI **GURGEL** BR800, TOCANTINS L, TOCANTINS TR **SEAT** CORDOBA 1.6, CORDOBA 1.8, IBIZA 1.6 **TRANSPORTER** 1600, VARIANT **VOLKSWAGEN** CROSSFOX 1.6 TOTAL FLEX, FOX 1.0, FOX 1.0 TOTAL FLEX, FOX 1.6, FOX 1.6 MOTION TOTAL FLEX, FOX 1.6 TOTAL FLEX, FUSCA 1300, FUSCA 1500, FUSCA 1600, GOL 1.3, GOL II 1.0 MI, GOL II 1.0 MI 16V, GOL II SPECIAL 1.0 MI 8V, GOL III 1.0 MI, GOL III 1.0 MI 16V, GOL III 1.0 MI 16V TURBO, GOL III 1.0 MI TOTAL FLEX, GOL IV 1.0, GOL IV 1.0 ECOMOTION, GOL IV 1.0 TOTAL FLEX, GOL V 1.0 TOTAL FLEX, GOL V 1.6 TOTAL FLEX, GOL VI 1.0 TOTAL FLEX, GOL VI 1.6 MOTION TOTAL FLEX, GOL VI 1.6 TOTAL FLEX, GOLF III 1.8, GOLF IV 1.6, GOLF IV 1.6 TOTAL FLEX, KOMBI 1.4 TOTAL FLEX, KOMBI 1.6 MI, PARATI II 1.0 MI 16V, PARATI III 1.0 MI 16V TURBO, PARATI III 1.0 MI 16V, POLO 1.6, POLO 1.6 TOTAL FLEX, POLO SEDAN 1.6, POLO SEDAN 1.6 TOTAL FLEX, SAVEIRO V 1.6 TOTAL FLEX, SPACECROSS 1.6 TOTAL FLEX, SPACEFOX 1.6 TOTAL FLEX, TRANSPORTER 1600 UG, TRANSPORTER BG, VARIANT 1600 VARIANT II 1600, VOYAGE 1.0 FLEX, VOYAGE 1.0 TOTAL FLEX, VOYAGE 1.6 FLEX, VOYAGE 1.6 MOTION FLEX, VOYAGE 1.6 TOTAL FLEX



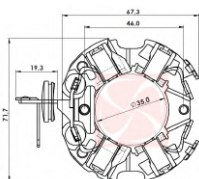
CODE	OEM	MOTOR TYPE	OEM Nº
A-116-12V	BOSCH - WAPSA	DM	1004336809;F000AL1055;F000AL1283
MOTOR Nº		BRUSHES DIMENSIONS	
0001107027, 0001107028, 0001107044, 0001107059, 0001107063, 0001107076, 0001107082, 0001113009, 9000081003, F000AL0003, F000AL0301, F000AL0302, F000AL0304, F000AL0309, F000AL0310, F000AL0314, F000AL0400		5,0 x 12,0 x 11,6	

APPLICATION

OBSERVAÇÕES Base maior que DW's (A-117 / 118 / 119). **CHEVROLET-GM** CELTA, CORSA **CITROËN** BERLINGO 1.8I, BREACK, COUPE 2.0 16V, EVASION 2.0I TURBO, XANTIA 1.6, XANTIA 1.8, XANTIA 2.0I, XM 2.0I 16V TURBO, XSARA 1.8I 16V, ZX 1.8I **FIAT** DOBLO EX FIRE 1.3I, DUCATO 10, DUCATO 13, DUCATO 14, DUCATO 18, PALIO 1.0, PÁLIO 1.0 8V, PALIO 1.3 MPI 16V, PALIO WEEKEND, PÁLIO WEEKEND 1.0 8V, SIENA, STRADA, STRADA 1.0 8V, ULYSSE, UNO MILLE 1.0 SPI **FORD** CABRIO, ESCORT, ESCORT 1.3, EXPRESS 55/75, KA 1.3I, ORION 1.6I 16V, TURNIER 1.4 **MERCEDES-BENZ** CLASSE A 160 **OPEL** CALIBRA 2.0I TURBO **PEUGEOT** 205, 306, 405, 605, PARTNER **VOLKSWAGEN** GOL, PARATI, SAVEIRO, VOYAGE **VOLVO** S40, V40

BRUSH-HOLDERS

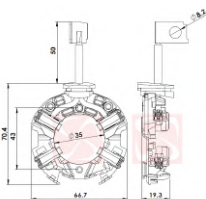
STARTER MOTORS



CODE	OEM	MOTOR TYPE	OEM Nº
A-116-B-12V	BOSCH - WAPSA	DM	1004336809,F000AL1054, F000AL1055F000AL1283,F000AL1396,
MOTOR Nº		BRUSHES DIMENSIONS	
0001107027, 0001107028, 0001107044, 0001107059, 0001107063, 0001107076, 0001107082, 0001112033, 0001113009, 001112041, 5228C2, 5825C2, 77364844, 9000081003, F000AL0003, F000AL0301, F000AL0302, F000AL0304, F000AL0309, F000AL0310, F000AL0314, F000AL0324, F000AL0326, F000AL0328, F000AL0330, F000AL0334, F000AL0400, F000AL0413		5,0 x 12,0 x 11,6	

APPLICATION

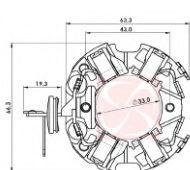
OBSERVAÇÕES Base maior que DW's (A-117 / 118 / 119). Porta-escovas com terminal saída para o lado direito. **CITROËN** BERLINGO 1.8i, EVASION 2.0i, EVASION 2.0i TURBO, XANTIA 1.6i, XANTIA 1.8i, XANTIA 1.8i 16V, XANTIA 1.8i 16V BREAK, XANTIA 1.8i BREAK, XANTIA 2.0i, XANTIA 2.0i 16V, XANTIA 2.0i 16V BREAK, XANTIA 2.0i TURBO BREAK, XM 2.0i, XM 2.0i 16V, XM 2.0i TURBO, XSARA 1.8i, XSARA 1.8i 16V, XSARA 1.8i 16V BREAK, XSARA 1.8i 16V COUPE, XSARA 1.8i BREAK, XSARA 1.8i COUPE, XSARA 2.0i 16V, XSARA 2.0i 16V BREAK, XSARA 2.0i 16V COUPE, ZX 1.8i **FIAT** DUCATO 10 2.0, DUCATO 14 2.0, DUCATO 18 2.0, PALIO 1.0 16V MPI, PALIO 1.0 8V FIRE, PALIO 1.3 16V MPI, PALIO WEEKEND 1.0 16V MPI, PALIO WEEKEND 1.0 8V FIRE, PALIO WEEKEND 1.3 16V MPI, STRADA 1.0 8V FIRE, ULYSSE 1.8, ULYSSE 2.0, ULYSSE 2.0 TURBO **FORD** ESCORT 1.1, ESCORT 1.6i 16V, FIESTA 1.0, FIESTA 1.0i, FIESTA 1.3, FIESTA 1.3i, FIESTA 1.4i FLAIR FUN, KA 1.3i **GM** AGILE 1.4 FLEX, CALIBRA, CELTA 1.0 MPFI, CELTA 1.0 VHC, CELTA 1.0 VHC FLEXPOWER, CELTA 1.0i, CELTA 1.4 MPFI, CLASSIC 1.0 VHC, CORSA 1.0 EFI, CORSA 1.0 MPFI, CORSA 1.0 MPFI 16V, CORSA 1.0 VHC FLEXPOWER, CORSA 1.4 EFI, CORSA 1.6 EFI, CORSA 1.6 EFI SOHC, CORSA 1.6 MPFI, CORSA 1.6 MPFI 16V, CORSA GSI 1.6 SFI 16V, CORSA PICK-UP 1.6 EFI, CORSA PICK-UP 1.6 MPFI, CORSA SEDAN 1.0 MPFI, CORSA SEDAN 1.0 MPFI 16V, CORSA SEDAN 1.0 VHC, CORSA SEDAN 1.0 VHC FLEXPOWER, CORSA SEDAN 1.6 MPFI, CORSA SEDAN 1.6 MPFI 16V, CORSA WAGON 1.0 MPFI, CORSA WAGON 1.0 MPFI 16V, CORSA WAGON 1.6 MPFI, CORSA WAGON 1.6 MPFI 16V, MERIVA 1.4 ECONOFLEX, MONTANA 1.4 ECONOFLEX **MERCEDES-BENZ** CLASSE A 160 **OPEL** CALIBRA 2.0i TURBO **PEUGEOT** 205 1.9i, 306 1.8i, 306 1.8i 16V, 306 1.8i 16V BREAK, 306 1.8i 16V CABRIOLET, 306 1.8i BREAK, 306 1.8i CABRIOLET, 306 2.0i, 306 2.0i 16V CABRIOLET, 405 1.6i, 405 1.8i, 405 2.0i, 605 2.0i 16V, 806 2.0i, 806 2.0i TURBO, PARTNER 1.8i **VOLKSWAGEN** GOL 1.6, GOL II 1.6 MI, GOL II 1.6i, GOL II SPECIAL 1.0 MI 8V, GOL III 1.6 MI, GOL III 1.6 MI TOTAL FLEX, GOL IV 1.6 TOTAL FLEX, PARATI 1.6, PARATI II 1.6 MI, PARATI II 1.6i, PARATI III 1.6 MI, PARATI III 1.6 MI TOTAL FLEX, PARATI IV 1.6 TOTAL FLEX, SAVEIRO 1.6, SAVEIRO 1.6 MI, SAVEIRO II 1.6 MI, SAVEIRO III 1.6 MI, SAVEIRO III 1.6 MI TOTAL FLEX, SAVEIRO IV 1.6 TOTAL FLEX, VOYAGE 1.6 UM **VOLVO** S40 1.8 16V, V40 T4 **YANMAR** MOTOR NS18



CODE	OEM	MOTOR TYPE	OEM Nº
A-117-12V	BOSCH - WAPSA	DW	1004336801,1004336821,1004336827, 1004336951,F000AL1051,F000AL1391
MOTOR Nº		BRUSHES DIMENSIONS	
0001106015, 0001107003, 0001107007, 0001107016, 0001107019, 0001107020, 0001107021, 0001107022, 0001107039, 0001107054, 0001107063, 0001107066, 0001107068, 0001107091, 0001108094, 0001121006, 0001121008, 0001121009, 020911023F		5,0 x 12,0 x 11,6	

APPLICATION

OBSERVAÇÕES Base menor que DM's (A-115 / 116). **AUDI** A3, COUPE, TT **CITROËN** BERLINGO, EVASION, XANTIA, XM, XSARA **FIAT** BRAVO, BTAVA, DOBLO, DUCATO 10, DUCATO 13, DUCATO 14, DUCATO 18, MAREA, MAREA WEEKEND, PALIO, PALIO WEEKEND, SIENA, STRADA, ULYSSE **FORD** ESCORT, MONDEO **NISSAN** SENTRA **OPEL** CORSA **PEUGEOT** 205, 306, 405, 605, 806, PARTNER **SEAT** ALHAMBRA, CITY, CORDOBA, GOLF, IBIZA **SKODA** SUPERB 1.8 T, SUPERB 2.0 **VOLKSWAGEN** BEETLE, GOL, GOLF, PARATI, PASSAT IMPORTADO **VOLVO** S40 1.6 16V, S40 1.8 16V, S40 1.9 T4, S40 2.0 T 16V, V40 1.6 16V, V40 1.8 16V, V40 2.0 16V, V40 2.0 T4



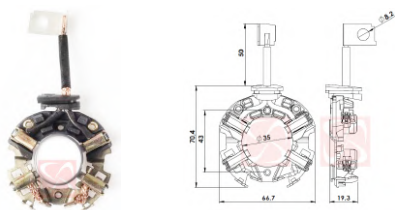
CODE	OEM	MOTOR TYPE	OEM Nº
A-117-B-12V	BOSCH - WAPSA	DB/DW	1004336801,1004336821,1004336827, 1004336951,1004336964,F000AL1051, F000AL1391,
MOTOR Nº		BRUSHES DIMENSIONS	
0001106011, 0001106015, 0001107003, 0001107007, 0001107016, 0001107019, 0001107020, 0001107021, 0001107022, 0001107023, 0001107030, 0001107039, 0001107049, 0001107054, 0001107062, 0001107063, 0001107066, 0001107068, 0001107091, 0001108094, 0001121006, 0001121007, 0001121008, 0001121009, 0001121016, 0001121017, 0001121018, 0001121019, 0001121023, 020911023F, 9000081001, 9000081002		5,0 x 12,0 x 11,6	

APPLICATION

OBSERVAÇÕES Base menor que DM's (A-115 / 116). Porta-escovas com terminal saída para o lado esquerdo. **AUDI** A3, COUPE, TT **CITROËN** BERLINGO, EVASION, XANTIA, XM, XSARA **FIAT** BRAVA, BRAVO, DOBLO, DUCATO 10, DUCATO 13, DUCATO 14, DUCATO 18, MAREA, MAREA WEEKEND, PALIO, PALIO WEEKEND, SIENA, STRADA, ULYSSE **FORD** ESCORT, MONDEO **GM** CORSA 1.0i **NISSAN** SENTRA **OPEL** CORSA **PEUGEOT** 205, 306, 405, 605, 806, PARTNER **SEAT** ALHAMBRA, CITY, CORDOBA, GOLF, IBIZA **SKODA** SUPERB 1.8 T, SUPERB 2.0 **VOLKSWAGEN** BEETLE, GOL, GOLF, PARATI, PASSAT IMPORTADO **VOLVO** S40 1.6 16V, S40 1.8 16V, S40 1.9 T4, S40 2.0 T 16V, V40 1.6 16V, V40 1.8 16V, V40 2.0 16V, V40 2.0 T4

BRUSH-HOLDERS

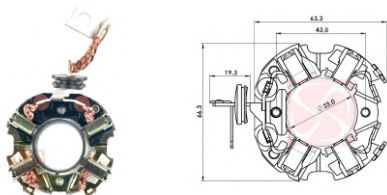
STARTER MOTORS



CODE	OEM	MOTOR TYPE	OEM Nº
A-118-12V	BOSCH - WAPSA	DW	F000AL1052,F000AL1053
MOTOR Nº			BRUSHES DIMENSIONS
0001107015, 9000081004, 9000081005, 9000081006, 9000081007, 9000081008, F000AL0102, F000AL0104, F000AL0502			5,0 x 12,0 x 11,6

APPLICATION

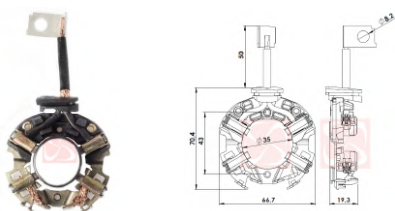
OBSERVAÇÕES Base menor que DM's (A-115 / 116). **CHEVROLET-GM** ASTRA, ASTRA SEDAN, BLAZER, IPANEMA, KADETT, OMEGA, OMEGA SUPREMA, VECTRA, ZAFIRA **CITROËN** PICASSO, XSARA **FIAT** TEMPRA, TEMPRA TURBO **OPEL** ASTRA, CCALIBRA, OMEGA, VECTRA **VOLKSWAGEN** GOL, PARATI, SANTANA, SANTANA QUANTUN, SAVEIRO, VOYAGE



CODE	OEM	MOTOR TYPE	OEM Nº
A-118-B-12V	BOSCH - WAPSA	DB/DW	F000AL1052,F000AL1053, F000AL1171F000AL1222,F000AL2057, F000AL0100
MOTOR Nº			BRUSHES DIMENSIONS
0001107015, 9000081004, 9000081005, 9000081006, 9000081007, 9000081008, F000AL0101, F000AL0102, F000AL0104, F000AL0106, F000AL0121, F000AL0502, F000AL0507			5,0 x 12,0 x 11,6

APPLICATION

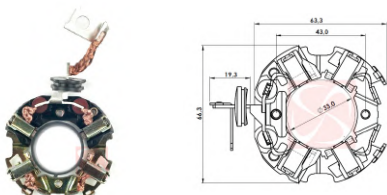
OBSERVAÇÕES Base menor que DM's (A-115 / 116). Porta-escovas com terminal saída para o lado direito. **CITROËN** XSARA PICASSO 2.0 16V **FIAT** MAREA 1.8i 16V, MAREA 2.4i 20V, MAREA TURBO 2.0i 20V, PALIO 1.6 16V, PALIO WEEKEND 1.6 16V, TEMPRA 2.0 8V, TEMPRA 2.0 MPI 16V, TEMPRA 2.0 SPI 8V, TEMPRA TURBO 2.0 MPI 8V **FORD** ROYALE 1.8i, ROYALE 2.0, ROYALE 2.0i, VERSAILLES 1.8i, VERSAILLES 2.0, VERSAILLES 2.0i **GM** ASTRA 1.8 MPFI, ASTRA 2.0 MPFI, ASTRA SEDAN 1.8 MPFI, IPANEMA 2.0 MPFI, KADETT 2.0 MPFI, OMEGA 2.0 MPFI, OMEGA SUPREMA 2.0 MPI, VECTRA 2.0, VECTRA 2.0 GSI 16V, VECTRA 2.0 MPFI, ZAFIRA 2.0 MPFI **OPEL** ASTRA, CALIBRA, OMEGA, VECTRA **VOLKSWAGEN** GOL 1.8, GOL 2.0 GTI, GOL II 1.8 MI, GOL II 1.8i, GOL II 2.0 MI, GOL II 2.0i, GOL III 1.8 MI, GOL III 2.0 MI, PARATI 1.6, PARATI 1.8, PARATI II 1.8 MI, PARATI II 2.0 MI, PARATI II 2.0i, PARATI III 1.8 MI, PARATI III 2.0 MI, QUANTUM 1.8, QUANTUM 1.8 MI, QUANTUM 1.8i, QUANTUM 2.0 MI, SANTANA 1.8 MI, SANTANA 1.8i, SANTANA 2.0 MI, SANTANA 2.0i, SAVEIRO 1.8, SAVEIRO II 1.6 MI, SAVEIRO II 1.8 MI, SAVEIRO II 2.0 MI, SAVEIRO III 1.6 MI, SAVEIRO III 1.8 MI, SAVEIRO III 2.0 MI, VOYAGE 1.8, VOYAGE 1.8 SPECIAL



CODE	OEM	MOTOR TYPE	OEM Nº
A-119-12V	BOSCH - WAPSA	DW	1004336957,F000AL1052
MOTOR Nº			BRUSHES DIMENSIONS
0001107015, 0001107045, F000AL0100			5,0 x 12,0 x 11,6

APPLICATION

OBSERVAÇÕES Base menor que DM's (A-115 / 116) **CHEVROLET-GM** ASTRA 1.8, ASTRA 2.0 I, ASTRA SEDAN 1.8, ASTRA SEDAN 2.0 I MPFI 16V, BLAZER 2.2 EFI, IPANEMA 2.0 MPFI, KADETT 2.0 MPFI OMEGA 2.0, OMEGA 2.2i, OMEGA SUPREMA 2.0, OMEGA SUPREMA 2.2, OMEGA SUPREMA 3.0i, S10 EFI, S10 MPFI, VECTRA 2.0, VECTRA GSI 16V, ZAFIRA 2.0 I 16V **OPEL** ASTRA 2.0i, CALIBRA 2.0i TURBO 16V, FIAT, OMEGA 1.8, OMEGA 2.0 I, VECTRA 2.0 I 16V 2000 4X4



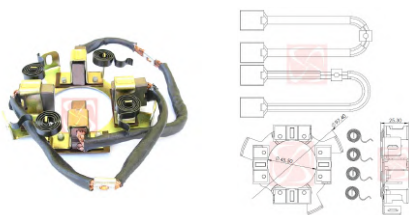
CODE	OEM	MOTOR TYPE	OEM Nº
A-119-B-12V	BOSCH - WAPSA	DW	1004336957,F000AL1052
MOTOR Nº			BRUSHES DIMENSIONS
0001107015, 0001107045, F000AL0100			5,0 x 12,0 x 11,6

APPLICATION

OBSERVAÇÕES Porta-escovas com terminal saída para o lado direito. **FIAT** BRAVA 1.6 MPI 16V, BRAVA 1.8 MPI 16V, LINEA 1.8 16V FLEX, LINEA 1.8 16V FLEX DUALOGIC, LINEA 1.8 16V FLEX DUALOGIC LX, LINEA 1.8 16V FLEX LX, LINEA 1.9 16V FLEX DUALOGIC, MAREA 1.6 MPI 16V, MAREA 1.8 MPI 16V, MAREA 2.0 MPI 20V, MAREA 2.0 MPI 20V TURBO, MAREA 2.4 MPI 20V, MAREA WEEKEND 1.6 MPI 16V, MAREA WEEKEND 1.8 MPI 16V, MAREA WEEKEND 2.0 MPI 20V, MAREA WEEKEND 2.0 MPI 20V TURBO, MAREA WEEKEND 2.4 MPI 20V, PALIO 1.6 16V, PALIO ADVENTURE 1.6 MPI 16V, PALIO WEEKEND 1.6 16V 1.6, SIENA 1.8 MPI 16V, STRADA 1.6 MPI 16V, TEMPRA 2.0 MPI 16V, TEMPRA 2.0 SPI 8V **FORD** ROYALE 1.8i, ROYALE 2.0, ROYALE 2.0i, VERSAILLES 1.8i, VERSAILLES 2.0, VERSAILLES 2.0i **GM** ASTRA 1.8 MPFI, ASTRA 2.0 MPFI, ASTRA SEDAN 1.8 MPFI, ASTRA SEDAN 2.0 MPFI, BLAZER 2.2 EFI, IPANEMA 1.8, IPANEMA 1.8 EFI, IPANEMA 2.0, IPANEMA 2.0 EFI, IPANEMA 2.0 MPFI, KADETT 1.8, KADETT 1.8 EFI, KADETT 2.0 EFI, KADETT 2.0 MPFI, KADETT GS 2.0, KADETT GSI 2.0, MONZA 1.6, MONZA 1.8, MONZA 1.8 EFI, MONZA 2.0, MONZA 2.0 EFI, MONZA HATCH 1.6, MONZA HATCH 1.8, MONZA HATCH 2.0, MONZA MPFI, OMEGA 2.0 MPFI, OMEGA 2.2 MPFI, OMEGA SUPREMA 2.0 MPFI, OMEGA SUPREMA 2.2 MPFI, VECTRA 2.0 GSI SFI 16V, VECTRA 2.0 MPFI, VECTRA 2.2 MPFI **VOLKSWAGEN** GOL 1.8, GOL 2.0 GTI, GOL II 1.8 MI, GOL II 1.8i, GOL II 2.0 MI, GOL II 2.0i, GOL III 1.8 MI, GOL III 1.8 MI TOTAL FLEX, GOL III 2.0 MI, GOL IV 1.8 TOTAL FLEX, PARATI 1.8, PARATI II 1.8 MI, PARATI II 1.8i, PARATI II 2.0 MI, PARATI II 2.0i, PARATI III 1.8 MI, PARATI III 1.8 MI TOTAL FLEX, PARATI III 2.0 MI, PARATI IV 1.8 TOTAL FLEX, QUANTUM 1.8 MI, QUANTUM 1.8i, QUANTUM 2.0 MI, QUANTUM 2.0i, SANTANA 1.8 MI, SANTANA 1.8i, SANTANA 2.0 MI, SANTANA 2.0i, SAVEIRO 1.8, SAVEIRO 1.8 MI, SAVEIRO II 1.8 MI, SAVEIRO II 2.0 MI, SAVEIRO III 1.8 MI, SAVEIRO III 1.8 MI TOTAL FLEX, SAVEIRO III 2.0 MI, SAVEIRO IV 1.8 TOTAL FLEX

BRUSH-HOLDERS

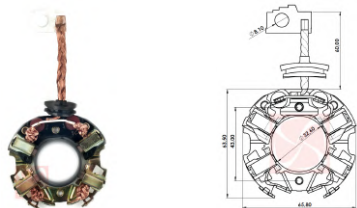
STARTER MOTORS



CODE	OEM	MOTOR TYPE	OEM Nº
A-124-24V	BOSCH - WAPSA	EMT	
MOTOR Nº			BRUSHES DIMENSIONS
9135081000			8,8 x 19,0 x 22,0

APPLICATION

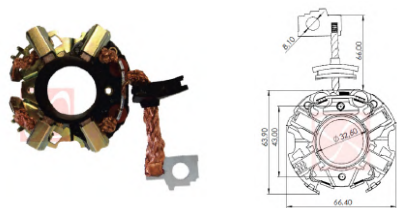
DIVERSAS EMPILHADEIRAS;



CODE	OEM	MOTOR TYPE	OEM Nº
A-125-12V	BOSCH - WAPSA	DW	1004336423,1004336677,1004336740,1004336762,1004336806,1004336832,1004336954,1004336960,1004336968,1004336998
MOTOR Nº			BRUSHES DIMENSIONS
0001108010, 0001108018, 0001108026, 0001108027, 0001108048, 0001108064, 0001108065, 0001108070, 0001108079, 0001108080, 0001108101, 0001108102, 0001108105, 0001108106, 0001108113, 0001108115, 0001108121, 0001108122, 0001108128, 0001108130, 0001108133, 0001108135, 0001108136, 0001108138, 0001108139, 0001108140, 0001108143, 0001108146, 0001108155, 0001108159, 0001108166, 0001108167, 0001108173, 0001108176, 0001108183, F010AL0103			5,0 x 16,0 x 13,0

APPLICATION


OBSERVAÇÕES Para motor de partida com terminal com saída para lado direito e, gira sentido-horário. **ALFA ROMEO** ALFA 155 2.0, ALFA 156 2.5 24V, ALFA 165 3.0I.E, ALFA 166 3.0 V6 24V, SPIDER 3.0 V6 12V **AUDI** 100 2.2, 200 2.2 TURBO, 80 2.2 RS2, S4 2.2 AVANT QUATTRO, S4 2.2 QUATTRO, S6 2.2 T, S6 2.2T AVANT QUATTRO **BMW** 325i, 525i **CHRYSLER** GRAND CARAVAN 3.0i **CITROËN** BERLINGO 1.8i, BERLINGO 1.9i, EVASION 2.0i, EVASION 2.0i TURBO, XANTIA 1.6i, XANTIA 1.8i, XANTIA 1.8i 16V, XANTIA 2.0i 16V, XM 2.0i, XM 2.0i 16V, XM 2.0i TURBO, XSARA 1.8i, XSARA 2.0i 16V, XSARA PICASSO 2.0 TURBO, ZX 2.0i **FIAT** BRAVA 1.9 ELX JTD DIESEL, CROMA 2.0i.E, FIORINO 1.7 DIESEL, MAREA 1.9 ELX JTD DIESEL, MAREA WEEKEND 1.9 ELX JTD DIESEL, PALIO 1.7 SX TURBO DIESEL, PALIO ELX TURBO DIESEL, PALIO EX TURBO DIESEL, PALIO WEEKEND ELX TURBO DIESEL, SIENA ELX TURBO DIESEL, SIENA EX TURBO DIESEL, STILO 1.9 JTD DIESEL, STRADA 1.7 TURBO DIESEL, ULYSSE 1.9 TD, ULYSSE 2.0i.E. TURBO, ULYSSE 2.1 TD **FORD** ESCORT 1.6i 16V, ESCORT 1.6i 16V CABRIO, ESCORT 1.6i 16V TURNIER, ESCORT 1.6i 16V XR3i CABRIO, ESCORT 1.8i 16V XR3 CABRIO, ESCORT 2.0i 16V RS2000, ESCORT 2.0i 16V RS2000 4X4, MONDEO 1.8i, MONDEO 1.8i TURNIER, MONDEO 2.0i, MONDEO 2.0i TURNIER, TRANSIT FT 080 2.0i NSG, TRANSIT FT 100 2.0i NSG, TRANSIT FT 120 2.0i NSG, TRANSIT FT 150 2.0i NSG, TRANSIT FT 190 2.0i NSG **GM** C20 4.1 MPFI, C20 POWERTECH, OMEGA 3.0 MPFI, OMEGA 3.0i, OMEGA 4.1i, OMEGA SUPREMA 3.0 MPFI, OMEGA SUPREMA 3.0i, OMEGA SUPREMA 4.1i, SILVERADO 4.1 POWERTECH **OPEL** OMEGA 2.4i, OMEGA 2.6i, OMEGA 3.0i, OMEGA 3.0i EVOLUTION 500, OMEGA 3.6i **PEUGEOT** 306 1.8i 16V, 306 2.0i 16V, 405 1.8i 16V, 405 2.0i MI 16V, 605 2.0i 16V, 605 3.0i 24V, 806 2.0i, PARTNER 1.8i, PARTNER 1.9 **VOLKSWAGEN** GOL 1.6 D, KOMBI 1.6 D, PARATI 1.6 D, PARATI III 1.9 D, SAVEIRO 1.6 D, SAVEIRO III 1.9 D, TRANSPORTER DIESEL **VOLVO** 850 2.5 GLT, 850 2.5 TURBO, C70 T5 COUPÉ, S40 1.8 16V, S40 2.0 16V, S40 2.0 16V TURBO, S70 2.3, S70 2.5 20V, V40 1.8 16V, V70 2.3, V70 2.5 20V, V70 AWD



CODE	OEM	MOTOR TYPE	OEM Nº
A-126-12V	BOSCH - WAPSA		1004336811,1004336362,10043364261004336442,1004336467,10043367721004336904,1004336911,10043369191004336923,1004336961
MOTOR Nº			BRUSHES DIMENSIONS
0001106409, 0001107003, 0001108005, 0001108021, 0001108050, 0001108059, 0001108060, 0001108076, 0001108077, 0001108094, 0001108095, 0001108096, 0001108099, 0001108121, 0001108127, 0001108147, 0001108168, 0001108190, 0001108907, 0001111001, 0001111005			5,0 x 16,0 x 13,0

APPLICATION

OBSERVAÇÕES Porta-escovas com terminal saída para o lado esquerdo. **FIAT** TEMPRÁ 2.0 I.E., TEMPRÁ S.W., TIPO 1.8, TIPO 2.0 I.E. 16V **LADA** SAMARA 1.3, SAMARA 1.5, SHIGULI **VOLKSWAGEN** GOLF 1.8, GOLF II 1.8, PASSAT IMPORTADO 2.0



CODE	OEM	MOTOR TYPE	OEM Nº
A-127-12V	BOSCH - WAPSA	DB/DW	1004336257,1004336402,1004336408,1004336429,1004336440,1004336446,1004336459,1004336466,1004336732,1004336737,1004336777,1004336808,1004336847,1004336906,1004336926,1004336927,1004336933,1004336958,1004336983,1004336988,1004336990,1004336991,1004336800,1004336884
MOTOR Nº			BRUSHES DIMENSIONS
0001109011, 0001109012, 0001110001, 0001110002,			6,0 x 18,0 x 14,5


BRUSH-HOLDERS

STARTER MOTORS

0001110009, 0001110010, 0001110014, 0001110015, 0001110018, 0001110031, 0001110033, 0001110047, 0001110057, 0001110059, 0001110062, 0001110069, 0001110070, 0001110076, 0001110077, 0001110081, 0001110084, 0001110086, 0001110087, 0001110099, 0001110118, 0001110119, 0001124001, 0001124005, 0001124006, 0001124007, 0001124011, 0001124014, 0001125001, 0001125002, 0001125005, 0001125006, 0001125011, 0001125012, 0001125013, 0001125016, 0001125018, 0001125019, 0001125031, 0001125042, 0001125048;

APPLICATION

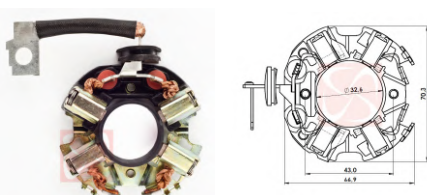
OBSERVAÇÕES Para motor de partida com terminal com saída para lado esquerdo, e giro sentido anti-horário. **AUDI** S3 1.8 QUATTRO **PORSCHE** 911 3.6 CARRERA 4, 911 3.6 CARRERA 4S, 911 3.6 TARGA, 911 3.6 TARGA 4 **SEAT** CORDOBA 1.9 DIESEL, CORDOBA 1.9 DIESEL TURBO, CORDOBA 1.9 SDI IBIZA 1.9 DIESEL, IBIZA 1.9 DIESEL TURBO **VOLKSWAGEN** PASSAT 2.8 VR6, TRANSPORTER 1.9 DIESEL TURBO, TRANSPORTER 2.4 DIESEL, TRANSPORTER CALIFORNIA 1.9 DIESEL TURBO, TRANSPORTER CALIFORNIA 2.4 DIESEL, TRANSPORTER CARAVELLE 1.9 DIESEL TURBO, TRANSPORTER CARAVELLE 2.4 DIESEL, TRANSPORTER MULTIVAN 1.9 DIESEL TURBO, TRANSPORTER MULTIVAN 2.4 DIESEL



CODE	OEM	MOTOR TYPE	OEM Nº
A-128-12V	BOSCH - WAPSA	DW	1004336361, 1004336460, 1004336463, 1004336465, 1004336802, 1004336835, 1004336845, 1004336908, 1004336949, 1004336994, 1004336848,
MOTOR Nº			BRUSHES DIMENSIONS
0001108182, 0001110003, 0001110026, 0001110095			6,0 x 18,0 x 14,5

APPLICATION


OBSERVAÇÕES Para motor de partida com terminal, com saída para lado direito. **RENAULT** CLIO 1.0I 8V, CLIO 1.6I, CLIO II 1.0I 8V, EXPRESS 1.6 DIESEL, EXTRA, RAPID 1.6, RAPID 1.7, SCÉNIC



CODE	OEM	MOTOR TYPE	OEM Nº
A-129-12V	BOSCH - WAPSA	DB/DW	1004336807, 1004336826, 1004336942, 1004336959, 1004336981, 1004336996
MOTOR Nº			BRUSHES DIMENSIONS
0001109014, 0001109021, 0001109036, 0001109040, 0001109306, 0001110011, 0001110017, 0001110025, 0001110029, 0001110030, 0001110041, 0001110063, 0001110079, 0001110100, 0001110104, 0001110106, 0001110107, 0001110120, 0001124015, 1004336962, F000AL0111, F000AL0131, F010AL0101, F042002065			6,0 x 18,0 x 14,5

APPLICATION

OBSERVAÇÕES Para motor de partida com terminal, com saída para lado direito. **AUDI** 80 1.9 DIESEL TURBO, 80 1.9 TDI, A6 1.9 TDI, A6 1.9 TDI AVANT, A6 4.2 V8 QUATTRO, A8 4.2 QUATTRO, S6 4.2, S8 4.2 QUATTRO **BMW** M5 3.8, M5 TOURING **FIAT** DUNA 1.7D, DUNA 1.7D WEEKEND **FORD** COURIER 1.8 DIESEL, ESCORT 1.8 DIESEL EXPRESS 55, ESCORT 1.8 DIESEL EXPRESS 75, ESCORT 1.8 DIESEL TURNIER, ESCORT 1.8 TURBO DIESEL, ESCORT 1.8 TURBO DIESEL CABRIO, ESCORT 1.8 TURBO DIESEL EXPRESS, ESCORT 1.8 TURBO DIESEL TURNIER, MONDEO 1.8 TURBO DIESEL **IVECO** DAILY **JAGUAR** XJ6 4.0 **LAND ROVER** DEFENDER 3.5, DISCOVERY 3.9I V8, NEW DISCOVERY 4.0I, RANGE ROVER 3.5I, RANGE ROVER 3.9I, RANGE ROVER 3.9I CLASSIC, RANGE ROVER 4.2 VOGUE, RANGE ROVER II 4.0I V8, RANGE ROVER II 4.6I V8 **MERCEDES-BENZ** CAMINHÕES SPRINTER 312D, CAMINHÕES SPRINTER 410D, CAMINHÕES SPRINTER JAMES COOK 312D **PEUGEOT** 306 1.9 DIESEL, 306 1.9D, 405 1.9 DIESEL, 405 1.9D **PORSCHE** BOXSTER 2.5I **RENAULT** SAFRANE 2.2I **TOYOTA** HILUX 3.0 2002 EM DIANTE **VOLKSWAGEN** PASSAT 2.5 TDI **VOLVO** 850 2.5 GLT, 960 3.0



CODE	OEM	MOTOR TYPE	OEM Nº
A-131-12V	BOSCH - WAPSA		9003334314, 1004112906, 1004112907
MOTOR Nº			BRUSHES DIMENSIONS
0001218004, 0001218006, 0001218009, 0001218011, 0001218012, 0001218013, 0001218015, 0001218016, 0001218018, 0001218019, 0001218021, 0001218023, 0001218025, 0001218029, 0001218101, 0001218103, 0001218107, 0001218108, 0001218115, 0001218118, 0001218122, 0001218125, 0001218126, 0001218128, 0001218135, 0001218136, 0001218137, 0001218138, 0001218140, 0001218142, 0001218152, 0001218153, 0001218157, 0001218158, 0001218159, 0001218160, 0001218161, 0001218163, 0001218165, 0001218168, 0001218171, 0001218174, 0001218176, 0001218177, 6003AB1J00, 6033ABC1J00, 9000331411, 9000331419, 9000331432, 9000331433			7,5 x 18,0 x 17,0

APPLICATION

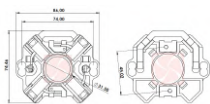
ALFA ROMEO 155 2.5 TD, 164 2.5 TD, 33 1.8 SW TD **BMW** 750 I IL, 850 CI, 850 CSI, 850 I **CHEVROLET-GM** BLAZER 2.5 DIESEL **CHRYSLER** DODGE DAKOTA 2.5 D, VOYAGER 2.5 TD **FIAT** DUCATO 10, DUCATO 14, DUCATO 18 **FORD** CABRIO, COURRIER 1.8 DIESEL, ESCORT 1.8, EXPRESS 55/75, F 1000, F 1000 HSD, MONDEO 1.8 TURBO DIESEL, TURNIER DIESEL TURBO **IVECO** DAILY 10 **LAND ROVER** LAND ROVER: 825 2.5 TD, LAND ROVER: RANGE ROVER II 2.5 DSE, LAND ROVER: RANGE ROVER II 2.5 DT **MARCOPOLO** VOLARE **MERCEDES-BENZ** CLASSE SL 600

BRUSH-HOLDERS

STARTER MOTORS



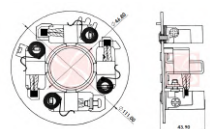
COUPE SEC V12 SEL, MB 100, MB 180 D, SPRINTER 310 D, SPRINTER 312D, SPRINTER 412 D OPEL FROTERA 2.3 TD, OMEGA 2.3 D, OMEGA 2.3 DT PEUGEOT BOXER 2.5 TDI RENAULT ESPRESS, EXTRA, RAPID 1.6 ROVER 825 2.5 TD SSANGYONG MUSSO 2.9 DIESEL TROLLER T4 C/ MOTOR MWM 2.8 DIESEL



CODE	OEM	MOTOR TYPE	OEM Nº
A-132-12V	BOSCH - WAPSA		9003334341,9003334158, 138424CQ2050080CQ,1014462
MOTOR Nº		BRUSHES DIMENSIONS	
0001218104, 0001218116, 0001218117, 0001218148, 0001218149, 0001311115, 9000331201, 9000331203		7,5 x 18,0 x 17,0	

APPLICATION

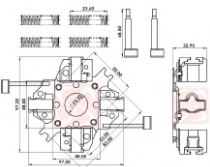

IVECO CAMINHÕES DIVERSOS VOLKSWAGEN TRANSPORTER 2.4 DIESEL



CODE	OEM	MOTOR TYPE	OEM Nº
A-136-24V	BOSCH - WAPSA	JE	2004336077,2004336078
MOTOR Nº		BRUSHES DIMENSIONS	
0001371004, 0001371005, 0001371006, 0001371007, 0001371008, 0001371009, 0001371019		9,0 x 36,0 x 18,0	

APPLICATION

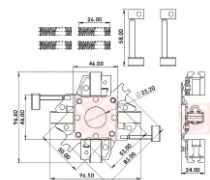
MERCEDES-BENZ CAMINHÕES ACTROS 2553 SCANIA CAMINHÕES P114, CAMINHÕES P124, CAMINHÕES P322, CAMINHÕES P340, CAMINHÕES P360, CAMINHÕES P400, CAMINHÕES P420, CAMINHÕES R114, CAMINHÕES R124, CAMINHÕES R144, CAMINHÕES R164, CAMINHÕES R320, CAMINHÕES R322, CAMINHÕES R340, CAMINHÕES R360, CAMINHÕES R400, CAMINHÕES R420, CAMINHÕES R460, CAMINHÕES R480, CAMINHÕES R530, CAMINHÕES R580, CAMINHÕES T114, CAMINHÕES T124, CAMINHÕES T144, CAMINHÕES T320, CAMINHÕES T340, CAMINHÕES T360, CAMINHÕES T400, CAMINHÕES T420, CAMINHÕES T460, CAMINHÕES T480, CAMINHÕES T530, ÔNIBUS K124, ÔNIBUS K360, ÔNIBUS K420



CODE	OEM	MOTOR TYPE	OEM Nº
A-150-24V	BOSCH - WAPSA	JF/DD	2004336031,2004336040,2009994113
MOTOR Nº		BRUSHES DIMENSIONS	
0001368001, 0001368002, 0001368005, 0001368007, 0001368009, 0001368010, 0001368012, 0001368013, 0001368016, 0001368018, 0001368019, 0001368020, 0001368021, 0001368024, 0001368027, 0001368028, 0001368030, 0001368034, 0001368035, 0001368036, 0001368038, 0001368040, 0001368055, 0001368059, 0001368063, 0001368069, 0001368071, 0001368085, 0001368086, 0001368300, 0001368301, 0001368306, 0001368307, 0001368309		7,5 x 25,0 x 17,0	

APPLICATION

CASE ESCAVADEIRA 900 C/ MOTOR 6T, ESCAVADEIRA 988 C/ MOTOR 6T DIVERSAS DEUTZ, FORD, HANOMAG, IHC, KHD, MAGIRUS, VOLVO, WHITE FIAT CAMINHÕES 130, CAMINHÕES 70-10 IVECO CAMINHÕES 110-13, CAMINHÕES 110-16, CAMINHÕES 120-13, CAMINHÕES 130-13, CAMINHÕES 130-16, CAMINHÕES 60-9, CAMINHÕES 75-9, CAMINHÕES 80-13, CAMINHÕES 80-16, CAMINHÕES 90-13, CAMINHÕES EUROCARGO 135 E18, CAMINHÕES EUROCARGO 150 E21, CAMINHÕES EUROCARGO 320 E27 MERCEDES-BENZ CAMINHÕES 1414, CAMINHÕES 1617, CAMINHÕES 1720 L, CAMINHÕES 817 LO, ÔNIBUS O371, ÔNIBUS OF1115, ÔNIBUS OF1315, ÔNIBUS OH1315, ÔNIBUS OH1318 RENAULT 135, 150, 180, 210, 220, 250, 270, 300, CE, D, G, JE, M, ME, MIDLUM, R, S, SE, SZM SCANIA CAMINHÕES P124, CAMINHÕES P360, CAMINHÕES P400, CAMINHÕES P420, CAMINHÕES P93H, CAMINHÕES P94, CAMINHÕES R124, CAMINHÕES R144, CAMINHÕES R164, CAMINHÕES R360, CAMINHÕES R400, CAMINHÕES R420, CAMINHÕES R460, CAMINHÕES R480, CAMINHÕES R530, CAMINHÕES R580, CAMINHÕES T124, CAMINHÕES T144, CAMINHÕES T360, CAMINHÕES T400, CAMINHÕES T420, CAMINHÕES T460, CAMINHÕES T530, ÔNIBUS K124, ÔNIBUS L94/220, ÔNIBUS L94/260, ÔNIBUS L94/310



CODE	OEM	MOTOR TYPE	OEM Nº
A-151-12V	BOSCH - WAPSA	JF/DD	2004336027,2004336041,2004336099
MOTOR Nº		BRUSHES DIMENSIONS	
0001207001, 0001207004, 0001354092, 0001362005, 0001362006, 0001362020, 0001362034, 0001362036, 0001362037, 0001362038, 0001362039, 0001362040, 0001362041, 0001362042, 0001362043, 0001362044, 0001362045, 0001362046, 0001362047, 0001362048, 0001362049, 0001362050, 0001362051, 0001362053, 0001362055, 0001362056, 0001362057, 0001362058, 0001362059, 0001362060, 0001362061, 0001362062, 0001362063, 0001362064, 0001362065, 0001362069, 0001362070, 0001362071, 0001362072, 0001362073, 0001362074, 0001362075, 0001362076, 0001362077, 0001362078, 0001362079, 0001362081, 0001362083,		9,0 x 16,0 x 17,0	

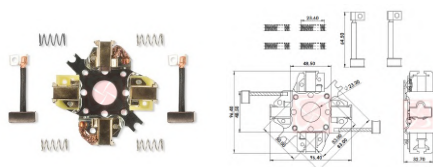
BRUSH-HOLDERS

STARTER MOTORS

0001362084, 0001362085, 0001362086, 0001362088,
0001362089, 0001362090, 0001362091, 0001362092,
0001362093, 0001362094, 0001362095, 0001362096,
0001362097, 0001362100, 0001362102, 0001362103,
0001362104, 0001362105, 0001362300, 0001362301,
0001362303, 0001362305, 0001362306, 0001362307,
0001362312, 0001362313, 0001362314, 0001362316,
0001362321, 0001362600, 0001362601, 0001362602,
0001362603, 0001362606, 0001362607, 0001362700,
0001362701, 0001362702, 0001362703, 0001362704,
0001362705, 0001366001, 0001366002, 0001366003,
0001366004, 0001366005, 0001366006, 0001366008,
0001366009, 0001366010, 0001366011, 0001366012,
0001366013, 0001366014, 0001366015, 0001366016,
0001366017, 0001366018, 0001366019, 0001366020,
0001366021, 0001366022, 0001366024, 0001366025,
0001366026, 0001366027, 0001366028, 0001366029,
0120488259, 0120488260, 9000143111, 9000143203,
9000143204, 9000143408, 9000143411, 9000143413,
9000143414, 9000143420, F002G20108

APPLICATION

DIVERSAS AUDI, CASE, DEUTZ, MASSEY FERGUSON, MERCEDES-BENZ, NEW HOLLAND **IVECO** CAMINHÕES 110-13, CAMINHÕES 130-13, CAMINHÕES 80-13, CAMINHÕES 90-13 **JOHN DEERE** MÁQUINAS DIVERSAS **KAEBLE** 3 WT (ROLO COMPACTADOR EM TANDEM COM VIBRADOR DE COMPRESSÃO HIDRÁULICA), W COM MOTOR (ROLO COMPACTADOR EM TANDEM COM VIBRADOR DE COMPRESSÃO HIDRÁULICA), WTV COM MOTOR (ROLO COMPACTADOR EM TANDEM COM VIBRADOR DE COMPRESSÃO HIDRÁULICA) **KHD** MOTORES **PEUGEOT** 504 2.3 PICK-UP DIESEL **VOLVO** DIESEL



CODE	OEM	MOTOR TYPE	OEM Nº
A-152-12V	BOSCH - WAPSA	JF/DD	2004336044,2004336028,2004336067
MOTOR Nº			BRUSHES DIMENSIONS
0001367001, 0001367002, 0001367003, 0001367004, 0001367005, 0001367006, 0001367007, 0001367008, 0001367009, 0001367010, 0001367011, 0001367012, 0001367013, 0001367014, 0001367015, 0001367016, 0001367018, 0001367021, 0001367022, 0001367023, 0001367024, 0001367025, 0001367027, 0001367028, 0001367029, 0001367030, 0001367032, 0001367034, 0001367036, 0001367039, 0001367042, 0001367044, 0001367045, 0001367046, 0001367048, 0001367050, 0001367052, 0001367055, 0001367058, 0001367063, 0001367070, 0001367076, 0001367300			10,0 x 25,0 x 17,0

APPLICATION

DIVERSAS DEUTZ, FORD, IHC, IVECO, JOHN DEERE, KHD, MACK TRUCK, MAGIRUS, MASSEY FERGUSON, MERCEDES-BENZ, RENAULT, VOLVO **MERCEDES-BENZ (CAMINHÕES)** 1114 L, 613 L, 710, 712, 812 LO, 911, UNIMOG U1300, UNIMOG U2150 **NEW HOLLAND** TRATOR 8430, TRATOR 8630, TRATOR 8830 **SCANIA** TRUCK 93L



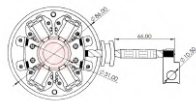
CODE	OEM	MOTOR TYPE	OEM Nº
A-162-12V	BOSCH - WAPSA	EV	6033AD0368,6033AD1244,6033AD1246
MOTOR Nº			BRUSHES DIMENSIONS
0001218174, 0001218774, 0001223001, 0001223003, 0001223005, 0001223007, 0001223010, 0001223011, 0001223012, 0001223013, 0001223014, 0001223018, 0001223019, 0001223024, 6033AD0014, 6033AD0159, 6033AD0160, 6033AD0221, 6033AD0401, 6033AD0404, 6033AD0407, 6033AD1155, 6033AD1250, 6033AD1252, 6033AD1294, 6033AD1311, 6033AD1349, 6033AD1350			6,1 x 22,0 x 15,5

APPLICATION

CITROËN JUMPER 2.8, JUMPER 2.8 HDI, JUMPER 2.8 T **FIAT** DUCATO 2.5 D, DUCATO 2.8 D, DUCATO 2.8 D TURBO, DUCATO 2.8 D TURBO INTERCOOLER, DUCATO CARGO 2.3, DUCATO CARGO 2.8 D, DUCATO CARGO 2.8 D TURBO, DUCATO CARGO 2.8 D TURBO INTERCOOLER, DUCATO COMBIANTO 2.3, DUCATO MAXI CARGO 2.3, DUCATO MINIBUS 2.3, DUCATO MULTI 2.3 **FORD** F250 COM MOTOR MWM 6.07 TCA (03/1999 EM DIANTE) **IVECO** CITY CLASS COM MOTOR 2.8 8140.43S (10/2005 EM DIANTE), DAILY COM MOTOR 8140 (11/1997 EM DIANTE), DUCATO COM MOTOR 2.8 8140.43S (10/2005 EM DIANTE), SCUDATO COM MOTOR 2.8 8140.43S **IVECO (CAMINHÕES)** DAILY 35 C11, DAILY 35 C9, DAILY 35 S11, DAILY 35 S9, DAILY 50 C11, DAILY 50 C13 **PEUGEOT** BOXER 2.8 D, BOXER 2.8 D INTERCOOLER, BOXER 2.8 D TURBO, BOXER 2.8 HDI

BRUSH-HOLDERS

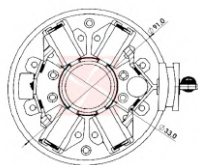

STARTER MOTORS



CODE	OEM	MOTOR TYPE	OEM Nº
A-164-12V	BOSCH - WAPSA	EV	6033AD0161,6033AD0409, 6033AD04116033AD1255,6033AD1259, 6033AD0216,6033AD0404,6033AD0370, 6033AD1250,6033AD0161,6033AD0369
MOTOR Nº			BRUSHES DIMENSIONS
0001218774, 0001223002, 0001223004, 0001223016, 0001223021, 0001223022, 0001223505, 0001230007, 93828721, F000AL0130			6,1 x 22,0 x 15,5

APPLICATION

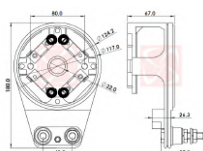
DIVERSAS CATERPILLAR, DEUTZ, ISUZU, IVECO, KHD **FORD** F1000 C/ MOTOR CUMMINS, F250 C/ MOTOR CUMMINS, F350 C /MOTOR CUMMINS, F4000 C/ MOTOR CUMMINS 4BTAA (11/1998 EM DIANTE) **NEW HOLLAND** TL 100 (09/1997 EM DIANTE), TL 70, TL 80, TL 90



CODE	OEM	MOTOR TYPE	OEM Nº
A-165-24V	BOSCH - WAPSA	EV	6033AD0189,6033AD4054,6033AD0128, 6033AD4064,6033AD4093,6033AD4096, 6033AD4107,6033AD4109,6033AD4177, 6033AD0161,6033AD0411,6033AD1259
MOTOR Nº			BRUSHES DIMENSIONS
0001231001, 0001231002, 0001231003, 0001231004, 0001231005, 0001231006, 0001231007, 0001231008, 0001231009, 0001231010, 0001231011, 0001231012, 0001231014, 0001231017, 0001231018, 0001231019, 0001231032, 0001231033			6,4 x 25,0 x 16,5

APPLICATION

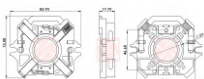

MERCEDES-BENZ CAMINHÕES 1215 C, CAMINHÕES 1218 L, CAMINHÕES 1315, CAMINHÕES 1318, CAMINHÕES 1418, CAMINHÕES 1418 L, CAMINHÕES 1518, CAMINHÕES 1618 M, CAMINHÕES 1622 L, CAMINHÕES 1718 M, CAMINHÕES 1725, CAMINHÕES 1728, CAMINHÕES 1933, CAMINHÕES 2423, CAMINHÕES 2425, CAMINHÕES 2428, CAMINHÕES 2533, CAMINHÕES 712C, CAMINHÕES 914 C, CAMINHÕES 914 LO, CAMINHÕES 915 C, CAMINHÕES 915 E, CAMINHÕES 915 LO, CAMINHÕES ACCELO, CAMINHÕES ATEGO, CAMINHÕES AXOR, CAMINHÕES UNIMOG U500, ÔNIBUS O500 M, ÔNIBUS O500 R, ÔNIBUS O500 U, ÔNIBUS OF1417, ÔNIBUS OF1418, ÔNIBUS OF1722, ÔNIBUS OH1418



CODE	OEM	MOTOR TYPE	OEM Nº
A-166-24V	BOSCH - WAPSA	KB	2005885110,9001084104
MOTOR Nº			BRUSHES DIMENSIONS
0001416009, 0001416036, 0001416061, 0001416071, 0001417005, 0001417023, 0001417036, 0001417042, 0001417047, 0001417055, 0001417064, 9000084007, 9000084008, 9000084009, 9000084011, 9000084012, 9000084013, 9000084014, 9000084015, 9000084016, 9000084018, 9000084020, 9000084022, 9000084023, 9000084024, 9000084026			12,0 x 36,0 x 27,0

APPLICATION

ATLAS COPCO SÉRIE AX **CASE** SÉRIE 2000, SÉRIE 4000, SÉRIE 800, SÉRIE W **CATERPILLAR** SÉRIE 100, SÉRIE 3300, SÉRIE 631E, SÉRIE 900, SÉRIE D, SÉRIE D8L **CUMMINS** SÉRIE C, SÉRIE CT, SÉRIE CTA, SÉRIE N **DECAROLI** SL **EL DETALLE** SÉRIE AO **FIAT** SÉRIE 190 **FIAT-ALLIS** SÉRIE AD, SÉRIE FD, SÉRIE FG, SÉRIE FR **IVECO** SÉRIE 180, SÉRIE 190, SÉRIE 240, SÉRIE 260, SÉRIE 440, SÉRIE 450, SÉRIE 619 **KOMATSU** LIEBHERR, SÉRIE A, SÉRIE D, SÉRIE GD, SÉRIE R, SÉRIE WA **MAFERSA** SÉRIE M **MASSEY FERGUSON** SÉRIE MF 4000 **MERCEDES-BENZ** SÉRIE 13T L, SÉRIE 14T L, SÉRIE 15T L, SÉRIE 19T L, SÉRIE 20T L, SÉRIE 22T L, SÉRIE 26T L, SÉRIE O, SÉRIE OH **MWM** DIESEL **SCANIA** SÉRIE 112, SÉRIE 113, SÉRIE 142, SÉRIE BR, SÉRIE DN, SÉRIE DS, SÉRIE DSC, SÉRIE DSI **VOLKSWAGEN** SÉRIE 14T, SÉRIE 16T **VOLVO** SÉRIE B10, SÉRIE B7R, SÉRIE C10, SÉRIE F80, SÉRIE FM10, SÉRIE G, SÉRIE N10, SÉRIE N12, SÉRIE N80, SÉRIE NL10, SÉRIE NL12, SÉRIE PENTA, VOLVO PENTA



CODE	OEM	MOTOR TYPE	OEM Nº
A-174-12V	BOSCH - WAPSA		1004336901,1004336102
MOTOR Nº			BRUSHES DIMENSIONS
0001208506, 0001208510, 0001208513, 0001208514, 0001208515, 0001208516, 0001208517, 0001208518, 0001208519, 0001208520, 0001208521, 0001208524, 0001208526, 0001208528, 0001208702, 0001208705, 0001208706, 0001208707, 0001208708, 0001208709, 0001208710, 0001208711, 0001208712, 0001208713, 0001208714, 0001208715, 0001208717, 0001208718, 0001208719, 0001211502, 0001211503, 0001211504, 0001211505, 0001211512, 0001211513, 0001211514, 0001211515, 0001211525, 0001211526, 0001211527,			7,0 x 10,0 x 15,5

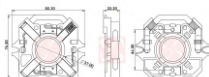
BRUSH-HOLDERS

STARTER MOTORS

0001211528, 0001211529, 0001211530, 0001211533,
0001211535, 0001211536, 82GB11000CA, 82GB11000EA,
85GB11000FA, 87GB11000AA, 87GB11000BA, 9000333104
9000333106, 9000333114, 9000333117, 9000333121,
9000333122

APPLICATION

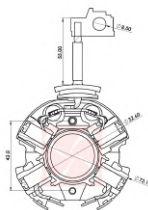
AUDI 100 1.8, 100 1.8 QUATTRO, 80 1.6, 80 1.8 GTE QUATTRO **CITROËN** BX 19 1.9 GTI, CX 22 2.2 **DIVERSAS** ALFA ROMEO, BMW, FIAT, LANCIA, MATRA, MERCEDES-BENZ, OPEL, SAAB, SEAT
FORD TAUNUS 1.3 **PEUGEOT** 205 1.6, 309 1.9 GTI, 405 1.6, 405 1.9, 505 2.0 **RENAULT** CLIO 1.0, CLIO 1.2, ESPACE 2.0, FUEGO 2.0, MASTER 2.0, MÉGANE 1.4, R11 1.1, R19 1.4, R25 2.0, R5 1.7
SUPER GTX, TRAFIC 1.7, TRAFIC 2.0 **TALBOT** SOLARA 1.3, SOLARA 1.4, SOLARA 1.6 **VOLKSWAGEN** PASSAT 1.6, PASSAT 1.8, SANTANA 1.6, SANTANA 1.8 **VOLVO** 340 1.7, 440 1.6, 440 1.8



CODE	OEM	MOTOR TYPE	OEM N°
A-175-12V	BOSCH - WAPSA		1004336900
MOTOR N°		BRUSHES DIMENSIONS	
0001312108, 0001312109, 0001317007, 0001317008, 0001317009, 0001317010, 0001317011, 0001317012, 0001317013, 0001317016, 0001317017, 0001317018, 0001317019, 0001317022, 0001317023, 0001317024, 0001317025		7,0 x 16,0 x 15,0	

APPLICATION

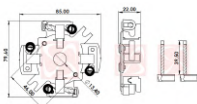
AUDI 80 1.6 D, 80 1.6 TD, 80 1.9 TDI, 90 1.6 TD, A3 1.9 TDI QUATTRO, A6 1.9 TDI QUATTRO **CHEVROLET - GM** KADETT **DIVERSAS** TRANSPORTER, VAUXHALL **FORD** COURIER 1.8 D, ESCORT III 1.6 D, ESCORT IV 1.6 D, ESCORT VI 1.8 D, FIESTA IV 1.8 D, MONDEO 1.8 TD **MAZDA** 121 III 1.8 D **OPEL** ASTRA 1.7 TD, VECTRA 1.7 D **SKODA** SUPERB 1.9 TDI **VOLKSWAGEN** GOLF 1.5 D GOLF 1.6, JETTA 1.6, PASSAT 1.6 D, PASSAT 1.6 TD, PASSAT 1.9 TD, PASSAT 1.9 TDI, TRANSPORTER 2.4



CODE	OEM	MOTOR TYPE	OEM N°
A-194-12V	BOSCH - WAPSA	DW	1004336445, 1004336836, 2004336237
MOTOR N°		BRUSHES DIMENSIONS	
0001109018, 0001109048, 0001109306, F000AL0105, F000AL0107, F000AL0112, F000AL0117, F000AL1973		6,0 x 18,0 x 14,5	

APPLICATION

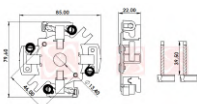
CHEVROLET GM BLAZER 2.8 DIESEL, BLAZER 2.8 DIESEL ELETRONIC, S10 2.8 4X4 DIESEL, S10 2.8 4X4 DIESEL ELETRONIC **DIVERSAS** IVECO, LANCIA, MERCEDES-BENZ **FIAT** STRADA 1.7 TDS, STRADA 1.9 D **NISSAN** FRONTIER 2.8 DIESEL, XTERRA 2.8 DIESEL **TROLLER** T4, T4-M **YANMAR** MOTOR BTD22



CODE	OEM	MOTOR TYPE	OEM N°
A-197-12V	BOSCH - WAPSA	EF	1004336046, 1004336043
MOTOR N°		BRUSHES DIMENSIONS	
0001312103, 0001314005, 0001314018, 0001314025, 0001314026, 0001314027, 0001314032, 0001314034, 0001314036, 0001314037, 0001314038, 0001314042, 0001314043, 0001314045, 0001314046, 0001314047, 0001314048, 0001315005		7,0 x 16,0 x 18,0	

APPLICATION

BMW 735i, 745i **MERCEDES-BENZ** CLASSE SEL 500, CLASSE W124 **VOLKSWAGEN** 12 VOLTS MÉXICO



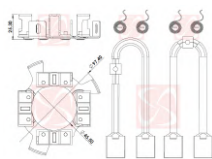
CODE	OEM	MOTOR TYPE	OEM N°
A-198-6V	BOSCH - WAPSA	EF	1004336027, 9001042176
MOTOR N°		BRUSHES DIMENSIONS	
0001207001, 0001207003, 0001207005, 0001207009, 0001207015, 0001207016, 0001207017, 0001207018, 0001207019, 0001207020		7,0 x 16,0 x 18,0	

APPLICATION

VOLKSWAGEN FUSCA 1.2, MÉXICO

BRUSH-HOLDERS

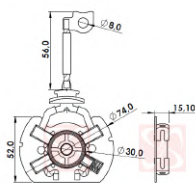
STARTER MOTORS



CODE	OEM	MOTOR TYPE	OEM Nº
A-201-12V	BOSCH - WAPSA	EMT	
MOTOR Nº			BRUSHES DIMENSIONS
			8,8 x 19,0 x 22,0

APPLICATION

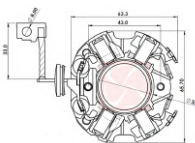
DIVERSAS EMPILHADEIRA, PLATAFORMA



CODE	OEM	MOTOR TYPE	OEM Nº
A-210-12V	BOSCH - WAPSA	K1	F000CD1203,F000CD1285
MOTOR Nº			BRUSHES DIMENSIONS
F000CD0900, F000CD0901, F000CD0902, F000CD0903, F000CD0905, F000CD09A0, F000CD09A3			4,5 x 8,7 x 10,5

APPLICATION

CHEVROLET-GM MONTANA **FIAT** BRAVO MOTOR E. TORQ, DOBLO MOTOR E. TORQ, FIORINO 1.3 FIRE MOTOR E. TORQ, IDEA MOTOR E. TORQ, PALIO MOTOR E. TORQ, PUNTO MOTOR E. TORQ STRADA 1.4 MOTOR E. TORQ, STRADA 1.6 MOTOR E. TORQ **VOLKSWAGEN** GOL, VOYAGE 1.0, VOYAGE 1.6



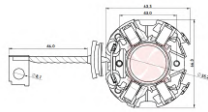
CODE	OEM	MOTOR TYPE	OEM Nº
A-217-12V	BOSCH - WAPSA	DW	F000AL1171,1004336801, 1004336809,1004336810,1004336813, 1004336814,1004336827,1004336828, 1004336831,1004336833,1004336842, 1004336853,1004336938,1004336957, 1004336964,1004336970,1004336975, 1004336980,1004336989
MOTOR Nº			BRUSHES DIMENSIONS
0001106007, 0001106008, 0001106009, 0001106010, 0001106011, 0001106012, 0001106014, 0001106015, 0001106017, 0001106018, 0001106019, 0001107009, 0001107010, 0001107012, 0001107013, 0001107014, 0001107015, 0001107016, 0001107017, 0001107018, 0001107019, 0001107025, 0001107026, 0001107027, 0001107028, 0001107029, 0001107030, 0001107031, 0001107032, 0001107033, 0001107034, 0001107037, 0001107038, 0001107041, 0001107043, 0001107044, 0001107045, 0001107047, 0001107048, 0001107049, 0001107054, 0001107055, 0001107056, 0001107059, 0001107060, 0001107061, 0001107062, 0001107063, 0001107064, 0001107065, 0001107066, 0001107067, 0001107068, 0001107069, 0001107072, 0001107075, 0001107076, 0001107077, 0001107079, 0001107082, 0001107083, 0001107085, 0001107087, 0001107088, 0001107089, 0001107091, 0001107092, 0001107093, 0001107094, 0001107095, 0001107096, 0001107097, 0001107098, 0001107100, 0001107101, 0001121001, 0001121002, 0001121003, 2810002080, 2810016230, F000AL0118			5,0 x 12,0 x 11,6

APPLICATION

TOYOTA COROLLA 1.6I 16V HATCHBACK, COROLLA 1.6I 16V SEDAN, COROLLA 1.6I 16V WAGON, COROLLA 1.8I 16V FIELDER, COROLLA 1.8I 16V SEDAN

BRUSH-HOLDERS

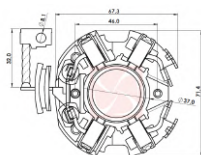
STARTER MOTORS



CODE	OEM	MOTOR TYPE	OEM Nº
A-218-12V	BOSCH - WAPSA	DW	1004336985,2004336212
MOTOR Nº			BRUSHES DIMENSIONS
0001107037, 0001107048, 0001107056, 0001107072			5,0 x 12,0 x 11,6

APPLICATION

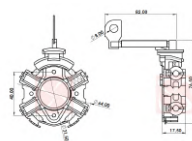
DIVERSAS ALFA ROMEO, AUDI, CITROËN, LANCIA, OPEL, PEUGEOT; RENAULT; SEAT, VAUXHALL, VOLKSWAGEN; **MERCEDES-BENZ** 200 E, CLASSE C 180, CLASSE C 180 T-MODELL, CLASSE C 200, CLASSE C 220, CLASSE C 230, CLASSE C 230 KOMPRESSOR, CLASSE CLK 230 KOMPRESSOR, CLASSE E 190 2.3, CLASSE E 200, CLASSE E 200 T-MODELL, CLASSE E 220, CLASSE E 230, CLASSE ML 230, CLASSE SLK 230 KOMPRESSOR



CODE	OEM	MOTOR TYPE	OEM Nº
A-219-12V	BOSCH - WAPSA	DM	9001081094,9001081068,9030731
MOTOR Nº			BRUSHES DIMENSIONS
0001112041, 9000081009, 9001081009, F000AL0300, F000AL0305, F000AL1094			5,0 x 12,0 x 11,6

APPLICATION

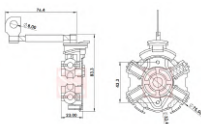

FIAT ELBA 1.5 SPI, FIORINO FURGÃO 1.0, FIORINO FURGÃO 1.5 MPI, FIORINO FURGÃO 1.5 SPI, PALIO 1.0 MPI 8V, PALIO 1.5, PALIO 1.5 MPI 8V, PALIO WEEKEND 1.0, PALIO WEEKEND 1.0 MPI 8V, PALIO WEEKEND 1.5, PALIO WEEKEND 1.5 8V, SIENA 1.0, SIENA 1.0 MPI 8V, SIENA 1.5, SIENA 1.5 MPI 8V, STRADA 1.5, STRADA 1.5 MPI 8V, UNO 1.5 SPI, UNO MILLE 1.0 MPI, UNO MILLE 1.0 SPI



CODE	OEM	MOTOR TYPE	OEM Nº
A-222-12V	BOSCH - WAPSA	DB	1004337027,1004336506,1004336526, 1004336637,1004336842,1004336879, 1004336957,020911209B,020911209F
MOTOR Nº			BRUSHES DIMENSIONS
0000112040, 0001107017, 0001107018, 0001107025, 0001120400, 0001120401, 0001120402, 0001120403, 0001120404, 0001120405, 0001120406, 0001120407, 0001120408, 0001120409, 0001120410, 0001120411, 0001120412, 0001120440, 0001121001, 0001121002, 0001121402, 0001121403, 0001121408, 0001121409, 0001121410, 0001121411, 0001121412, 0001121413, 0001121422, 0001121423, 0001121427, 0001121428, 0001121439, 0001121440, 0001121443, 0001121444, 51865316, 6G9N11000LB, F004A94403			4,5 x 10,0 x 13,0

APPLICATION

AUDI A3 ATÉ 2018 **BMW** X1 **FIAT** 1.6 MPI 16V FLEX, ADVENTURE 1.8 16V FLEX, ADVENTURE LOCKER 1.8 MPI 16V FLEX, BRAVO, BRAVO ATÉ 2016, DOBLO 1.8 MPI 16V FLEX, DOBLO ATÉ 2017 GRAND SIENA 1.6 FLEX/DUALOGIC, IDEA 1.4 FLEX, IDEA 1.6 16V FLEX, IDEA 1.8 16V FLEX, LINEA, LINEA ATÉ 2016, LOCKER 1.8 MPI 16V FLEX, PALIO 1.6 16V FLEX/DUALOGIC, PALIO WEEKEND 1.6 FLEX, PALIO WEEKEND DE 2011 A 2017, PUNTO 1.4 FLEX, PUNTO 1.6 16V FLEX, PUNTO 1.8 16V FLEX, SIENA 1.6 MPI 16V FLEX, STRADA 1.6 FLEX, STRADA 1.8 MPI 16V FLEX, STRADA ADVENTURE 1.8 FLEX, STRADA DE 2011 A 2018, UNO ATÉ 2018 **FORD** MONDEO ATÉ 2006 **LAND ROVER** FREELANDER, RANGE ROVER **SEAT** CORDOBA ATÉ 2009, IBIZA ATÉ 2018, TOLEDO ATÉ 2018 **VOLKSWAGEN** EOS ATÉ 2015, GOLF ATÉ 2018, JETTA ATÉ 2018, PASSAT, POLO ATÉ 2017



CODE	OEM	MOTOR TYPE	OEM Nº
A-223-12V	BOSCH - WAPSA	JF/JD/LT	1004336518,1004336586,1004336599, 6004AE0016
MOTOR Nº			BRUSHES DIMENSIONS
0.001.109.064, 0.001.109.065, 0.001.109.204, 0.001.109.264 0.001.109.267, 0.001.109.270, 0.001.109.275, 0.001.109.276 0.001.109.280, 0.001.109.281, 0.001.109.300, 0.001.109.301 0.001.109.306, 0.001.109.307, 0.001.109.309, 0.001.109.310 0.001.109.311, 0.001.109.321, 0.001.109.322, 0.001.109.330 0.001.109.331, 0.001.109.332, 0.001.109.333, 0.001.109.336 0.001.109.337, 0.001.109.340, 0.001.109.341, 0.001.109.342 0.001.109.343, 0.001.109.355, 0.001.109.358, 0.001.109.361 0.001.109.362, 0.001.109.364, 0.001.109.366, 0.001.109.371 0.001.109.375, 0.001.109.376, 0.001.109.379, 0.001.109.389 0.001.109.390, 0.001.109.395, 0.001.109.396, 0.001.109.397 0.001.109.398, 0.001.109.403, 0.001.109.404, 0.001.109.407 0.001.109.408, 0.001.110.086, 0.001.110.087, 0.001.110.118 0.001.110.119, 0.001.110.130, 0.001.110.131, 0.001.110.133			6,0 x 18,0 x 14,5

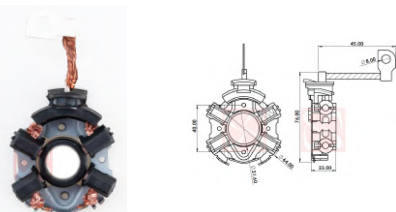
BRUSH-HOLDERS

STARTER MOTORS

0.001.110.134, 0.001.123.016, 0.001.123.017, 0.001.123.036
 0.001.123.037, 0.001.123.044, 0.001.123.045, 0.001.124.001
 0.001.124.008, 0.001.124.013, 0.001.124.014, 0.001.124.022
 0.001.124.027, 0.001.125.003, 0.001.125.004, 0.001.125.007
 0.001.125.008, 0.001.125.011, 0.001.125.012, 0.001.125.025
 0.001.125.031, 0.001.125.032, 0.001.125.035, 0.001.125.036
 0.001.125.039, 0.001.125.040, 0.001.125.042, 0.001.125.043
 0.001.125.046, 0.001.125.047, 0.001.125.048, 0.001.125.049
 0.001.125.051, 0.001.125.052, 0.001.125.053, 0.001.125.054
 0.001.125.057, 0.001.125.060, 0.001.125.511, 0.001.125.517
 0.001.125.518, 0.001.125.600, 0.001.125.601, 0.001.125.605
 0.001.125.606, 0.001.125.617, 0.001.125.618, 0.399.501.002
 0.399.501.007, 02E.911.023.H, 03G.911.023.AX,
 03G.911.053.A, 069.911.023.L, 069.911.023.LX,
 069.911.023.M, 069.911.023.MX, 31.65143.39053.5,
 69503857, 9000083054, 900008328, F.000.AL0.111,
 F.000.AL0.128, F.000.AL0.129, F.000.AL0.130, F.000.AL0.138
 F.000.AL0.139, F.004.A94.008, F.004.A94.011

APPLICATION

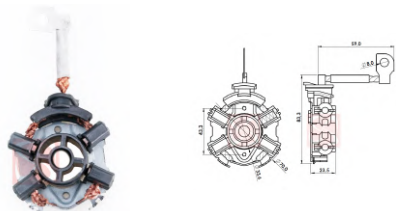
OBSERVAÇÕES Design evoluído para agregar também as aplicações dos porta-escovas A-263-12V, A-264-12V, A-265-12V, A-266-12V, A-267-12V, A-277-12V e A-278-12V **ALFA ROMEO** 147 1.9 JTD, 147 1.9 JTD 16V, 156 1.9 JTD 16V, 156 1.9 JTD 16V Q4, 156 2.4 JTD, 159 1.9 JTDM 8V, 159 2.4 JTDM, 159 2.4 JTDM Q4, 166 2.4 JTD, BRERA 2.4 JTDM 20V, BRERA GT 1.9 JTD, MITO 1.6 JTDM, SPIDER 2.4 JTDM **AUDI** A2 1.4 TDI, A3, A3 1.8 TURBO, A3 1.9 TDI, A3 1.9 TDI QUATTRO, A3 1.9 TDI AUDI: A6, A3 CONVERSIVEL, A3 SPORTBACK, S3 1.8 TURBO QUATTRO, TT, TT ROADSTER **CHRYSLER** THEMA 3.0 CRD, THEMA 3.0 D, THEMA 3.0 V6 CRD **DODGE** RAM 1500 3.0 V6 D **FIAT** BRAVO 1.6 MULTIJET, BRAVO 1.9 DIESEL MULTIJET, CROMA 1.9 DIESEL MULTIJET, CROMA 2.4 JTDM MULTIJET, DUCATO MULTIJET 2.3, LINEA 1.6 MULTIJET, MAREA WEEKEND, SEDICI 1.9 DIESEL MULTIJET, STILO 1.9 JTDF **FORD** CARGO ELETRÔNICO 1317, CARGO ELETRÔNICO 1517, CARGO ELETRÔNICO 1717, CARGO ELETRÔNICO 1722, CARGO ELETRÔNICO 2422, CARGO ELETRÔNICO 2428, CARGO ELETRÔNICO 715, CARGO ELETRÔNICO 815, F-250 CUMMINS 4CC 3.9 ELETRÔNICO 2006-2011, F-4000 CUMMINS 2010 EM DIANTE, GALAXY 1.9 TDI, GALAXY 2.0, GALAXY 2.3 16V **IVECO** DAILY 10 2.3, DAILY 11 2.3, DAILY 11 2.8, DAILY 11 2.8IVECO: DAILY 12 2.3, DAILY 11 3.0, DAILY 12 2.3, DAILY 13 2.3, DAILY 13 2.3IVECO: DAILY 14 3.0, DAILY 13 2.8, DAILY 14 2.3, DAILY 14 3.0, DAILY 14G 3.0, DAILY 15 2.8, DAILY 15 3.0, DAILY 17 3.0, DAILY 18 3.0, DAILY 29 L 10 2.3, DAILY 35 S 11 2.3, DAILY 35 C 10 2.3, DAILY 35 S 10 2.3, DAILY 40 C 10 2.3, DAILY 55 S 17 3.0, DAILY 60 C 14 3.0, DAILY 65 C 14 3.0, DAILY 70 C 14 3.0, DAILY 9 2.8, DAILY 9 2.8, MASSIF 3.0 HPI, MASSIF 3.0 HP **JEEP** GRAND CHEROKEE 3.0 CRD, GRAND CHEROKEE 3.0 CRD V6 4X4, GRAND CHEROKEE 3.0 TD V6 4X4, GRAND CHEROKEE 3.0 V6 CRD **JOHN DEERE** 244J, 304J, 317, 320, 325, 328, 332, 4120, 4320, 4520, 4720, 5225, 5325 **LANCIA** DELTA 2.0 MULTIJET, KAPPA 2.4 JTD, LYBRA 2.4 JTD SW, THEMA 3.0 CRD, THEMA 3.0 D, THEMA 3.0 V6 CRD, THESIS 2.4 JTD **LDV** MAXUS 2.5 CDI **MERCEDES BENZ** CAMINHÃO 1316, CAMINHÃO 1513, CAMINHÃO 1714, CAMINHÃO 1718, CAMINHÃO 1720, CAMINHÃO 1721, CAMINHÃO 1722, CAMINHÃO 1723, CAMINHÃO 2418, CAMINHÃO 709, CAMINHÃO 710 CAMINHÃO 712, CAMINHÃO 912, CAMINHÃO 914, CAMINHÃO 1013, CAMINHÃO L 1111, CAMINHÃO L 1114, CAMINHÃO L 1116, CAMINHÃO L 1117, CAMINHÃO L 1214, CAMINHÃO L 1218, CAMINHÃO L 1314, CAMINHÃO L 1316, CAMINHÃO L 1317, CAMINHÃO L 1318, CAMINHÃO L 1418, CAMINHÃO L 1513, CAMINHÃO L 1516, CAMINHÃO L 1517, CAMINHÃO L 1518, CAMINHÃO L 1620, CAMINHÃO L 2013 CAMINHÃO L 2014, CAMINHÃO L 2016, CAMINHÃO L 2213, CAMINHÃO L 2214, CAMINHÃO L 2216, CAMINHÃO L 2217, CAMINHÃO L 2218, CAMINHÃO L 1113, CAMINHÃO L1313, CAMINHÃO L608D, CAMINHÃO LO 809, CAMINHÃO LO 812, CAMINHÃO LO 814, CAMINHÃO O362, CAMINHÃO OM 366C, C-CLASS, CLK, E-CLASS, G-CLASS, M-CLASS, MIXTO, ONIBUS/ BUS O364 -- MOTOR/ ENGINE OM352/ 352, S-CLASS, SPRINTER 2-T, SPRINTER 3-T, SPRINTER 5-T, UNIMOG, VARIO, V-CLASS, VIANO, VITO **NEW HOLLAND** COLHEITADEIRA COMBINE FNH 8040, COLHEITADEIRA COMBINE FNH 8225 **PEUGEOT** BOXER **RENAULT** MASCOTT 110.35 2.8, MASCOTT 110.50 2.8, MASCOTT 110.55 2.8, MASCOTT 110.60 2.8, MASCOTT 130.35 2.8, MASCOTT 130.55 2.8, MASCOTT 130.65 2.8, MASCOTT 140.35 2.8, MASCOTT 140.55 2.8, MASCOTT 140.65 2.8, MASCOTT 150.35 2.8, MASCOTT 150.55 2.8, MASCOTT 150.65 2.8, MASCOTT 90.35 2.8 **SEAT** 2.8 V6 4-MOTION, ALHAMBRA 1.9 TDI, ALHAMBRA 1.9 TDI 4-MOTION, ALHAMBRA 2.0 TDI, ALTEA, ALTEA XL, CORDOBA 1.9 TDI, IBIZA 1.9 TDI, LEON 1.8 TURBO 20V, LEON 1.8 TURBO 20V 4 SYNCRO, LEON 1.9 TDI, LEON 1.9 TDI SYNCRO, LEON 2.8 CUPRA 4, TOLEDO 1.8 TURBO 20V, TOLEDO 1.9 TDI, TOLEDO III **SKODA** COMBI, OCTAVIA, SUPERB, SUPERB ESTATE **SUZUKI** SX4 1.9 DDIS, SX4 1.9 DDIS 4WD **TOYOTA** BANDEIRANTES MOTOR OM 352, BANDEIRANTES MOTOR OM 364, HILUX DIESEL 2002 EM DIANTE, HILUX SW4 2.5, HILUX SW4 2.8 **VOLKSWAGEN** 28-46 II, BORA 1.8 TURBO, BORA 1.9 TDI, BORA 1.9 TDI 4-MOTION, BORA 2.8 V6 4-MOTION, BORA 2.8 VR6, CADDY III BOX, CADDY III ESTATE, EOS, GOLF IV 1.8, GOLF IV 1.8 GTI TURBO, GOLF IV 1.8 TURBO, GOLF IV 1.9 TDI, GOLF IV 1.9 TDI 4-MOTION, GOLF IV 2.3 V5, GOLF IV 2.3 V5 4-MOTION, GOLF IV 2.8 V6 4-MOTION, GOLF IV 3.2 4-MOTION, GOLF MK IV, GOLF PLUS, GOLF V, GOLF V 3.2 R32 4-MOTION, JETTA 1.8 TURBO GLS, JETTA I SALOON, LT 28-35 2.5 TDI, LT 40-55 2.5 TDI, MULTIVAN 2.5 TDI, MULTIVAN 2.5 TDI 4-MOTION, NEW BEETLE, NEW BEETLE 1.8, NEW BEETLE 3.2 RSI, PASSAT CC, PASSAT SALOON, PASSAT VARIANT, POLO 1.9 TDI, SHARAN 1.9 TDI, SHARAN 1.9 TDI 4-MOTION, SHARAN 2.0 TDI, SHARAN 2.8 V6 VR6 SYNCRO, TOURAN, TRANSPORTER 2.5 TDI, TRANSPORTER 2.5 TDI 4-MOTION, TRANSPORTER 2.5 TDI PF, TRANSPORTER IV BOX BUS, VARIANT **VOLVO** C30, C70, S40, S60, S80, V50, V60, V70, XC60, XC70, XC90



CODE	OEM	MOTOR TYPE	OEM Nº
A-224-12V	BOSCH - WAPSA		1004336530
MOTOR Nº			BRUSHES DIMENSIONS
0001108401, 0001108411, 0001108412, 30667299, 36000041, 6G9N11000CC, 6G9N11000CD, 82667299, F000AL0903, F000AL0901			5,0 x 16,0 x 13,5

APPLICATION

DIVERSAS BMW, CITROËN, PEUGEOT **FIAT** DUCATO **MERCEDES-BENZ** SPRINTER 311 CDI, SPRINTER 415 CDI, SPRINTER 515 CDI **VOLVO** AWD 2008, S60 II T6 AWD, S80 3.0L ANO 2008, S80 3.2L T6 AWD 2007 ATÉ 2008, S80 II 3.2, V60 3.0 T6 AWD, V70 III 3.2L, XC60 T6 AWD, XC60 T6 AWD 3.2, XC70 3.2L ANO 2008, XC70 II 3.2 AWD, XC70 II T6 AWD, XC90 3.2L 2007 ATÉ 2008, XC90 I 3.2 AWD, XC90 I 3.2 FWD



CODE	OEM	MOTOR TYPE	OEM Nº
A-225-12V	BOSCH - WAPSA		07C.911.023.F,07C.911.023.FX,07C.911.023.G 07C.911.023.H,07C.911.023.HX,07D.911.023.A 07D.911.023.AX,F.002.G20.326,F.002.G20.348 F.002.G20.546,F.002.G20.582,F.002.G20.593, F.002.G20.820,F.026.T02.002/FIAT:51832955, 55193410,55195503/LADA:21100370801003/ VOLKSWAGEN:07C911023D
MOTOR Nº			BRUSHES DIMENSIONS
0.001.107.107, 0.001.108.190, 0.001.108.196, 0.001.108.200 0.001.108.201, 0.001.108.202, 0.001.108.203, 0.001.108.204 0.001.108.206, 0.001.108.207, 0.001.108.208, 0.001.108.209 0.001.108.210, 0.001.108.211, 0.001.108.212, 0.001.108.217 0.001.108.218, 0.001.108.222, 0.001.108.223, 0.001.108.224 0.001.108.225, 0.001.108.228, 0.001.108.229, 0.001.108.230 0.001.108.231, 0.001.108.234, 0.001.108.236, 0.001.108.237 0.001.108.238, 0.001.108.239, 0.001.108.240, 0.001.108.241			5,0 x 16,0 x 13,5


BRUSH-HOLDERS

STARTER MOTORS

0.001.108.242, 0.001.108.400, 0.001.108.431, 0.001.108.463
 0.001.151.421, 1.004.336.228, 1.004.336.511, 1.004.336.512
 1.004.336.521, 1.004.336.528, 1.004.336.533, 1.004.336.536
 1.004.336.552, 1.004.336.566, 1.004.336.567, 1.004.336.568
 1.004.336.577, 1.004.336.579, 1.004.336.638, 1.004.336.712
 1.004.336.727, 1.004.336.753, 1.004.336.770, 1.004.336.771
 1.004.336.773, 1.004.336.788, 1.004.336.888, 1.004.336.889
 1.004.336.898, 77364127, 9949601

APPLICATION

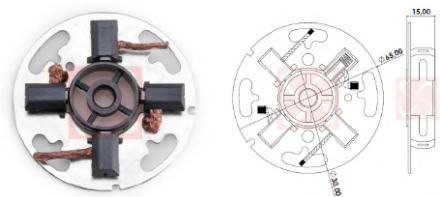
OBSERVAÇÕES Design evoluído para agregar também as aplicações dos porta-escovas A-279-12V, A-280-12V, A-281-12V e A-282-12V. **ALFA ROMEO** 155 2.0 16V T.SPARK, 155 2.0 8V T.SPARK, 155 2.5 V6 164 2.0 T.SPARK, 164 2.0 V6 TURBO, 164 3.0 V6 12V, 166 2.0 V6 TURBO, GT 3.2 V6, GTV 2.0 V6 TURBO, GTV 3.2, SPIDER 2.0 V6 TURBO, SPIDER 3.0 V6 12V **AUDI** 5.2 FSI QUATTRO, A6 2.0 TDI, A6 2.0 TDI AVANT, A8 6.0 QUATTRO, A8 6.0 V12 QUATTRO, Q7 4.2 FSI, Q7 5.0 TFSI QUATTRO, RS6 5.0 TFSI AVANT QUATTRO, S6 5.2 FSI AVANT QUATTRO, S8 5.2 FSI QUATTRO **BMW** 318 TI, 318i, 325 2.5L, 325 Ci, 325i **FIAT** BRAVA II, CROMA I 2.5 I.E V6, CROMA I 2.5 I.E. V6, DOBLO, PALIO 1.0, PUNTO, STRADA **LADA** KALINA, PRIORA 1.4L **LANCIA** JTD, THEMA 3.0 I.E. V6 **MERCEDES-BENZ** CAMINHÃO SPRINTER 318 CDI, CAMINHÃO SPRINTER 319 CDI, CAMINHÃO SPRINTER 418 CDI, CAMINHÃO SPRINTER 518 CDI, CLASSE A 160 1.7 CDI, CLASSE A 170 1.7 CDI, CLASSE B, CLASSE C 240 2.4, CLASSE C 280 2.8, CLASSE C 320 3.0 CDI, CLASSE C 350 3.0 CDI, CLASSE C 55 5.4 AMG, CLASSE CL 500 5.0, CLASSE CL 55 5.4 AMG KOMPRESSOR, CLASSE SLR 5.4, Vaneo 1.7 CDI, VIANO 3.0 CDI, VITO 120 3.0 CDI **MINI** COOPER 1.6 CLUBMAN, COOPER 1.6 ROADSTER **OPEL** VECTRA B 2.2i 16V, ZAFIRA B 2.2 **PORSCHE** 968 **SAAB** 9-3 1.9 TTID **VOLKSWAGEN** PASSAT 4.0 W8 4-MOTION, TOUAREG 4.2 FSI, VARIANT 4.0 W8 4-MOTION



CODE	OEM	MOTOR TYPE	OEM Nº
A-226-12V	BOSCH - WAPSA	LT	1004336530, 1004336631, 1004336707
MOTOR Nº		BRUSHES DIMENSIONS	
0001108400, 0001108401, 0001108409, 0001108411, 0001108412, 0001108444, 751539003, 751539103, 9648111680, F000AL0903		5,0 x 16,0 x 13,5	

APPLICATION

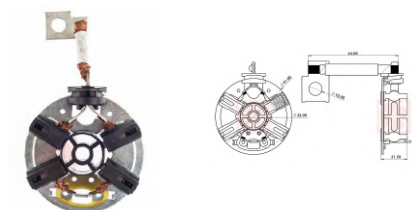
CITROËN BERLINGO 1.9, BERLINGO 2.0 HDI **DIVERSAS** BMW **FIAT** DUCATO 2.0 JTD **MERCEDES-BENZ** R 500 4MATIC, SPRINTER 311 CDI, SPRINTER 415 CDI, XC90 I 3.2 AWD **PEUGEOT** 306 2.0 HDI, 307 2.0 HDI, 407 **VOLVO** S60 II T6 AWD, S80 II 3.2, V60 3.0 T6 AWD, XC60 T6 AWD, XC70 II 3.2 AWD, XC70 II T6 AWD, XC90 I 3.2 FWD



CODE	OEM	MOTOR TYPE	OEM Nº
A-227-12V	BOSCH - WAPSA	CDS	F000CD1042
MOTOR Nº		BRUSHES DIMENSIONS	
51876031, F000CD0001, F000CD0002, F000CD0003, F000CD1020		4,5 x 8,5 x 11,0	

APPLICATION

DACIA DUSTER, LOGAN, LOGAN MCV, SANDERO **FIAT** DOBLÒ 1.3 EX FIRE 16V, DOBLÒ 1.3 MPI 16V, DOBLÒ 1.4 MPI FLEX 8V, FIORINO FURGÃO 1.3 MPI 8V, FIORINO FURGÃO 1.3 MPI 8V FLEX, GRAND SIENA 1.4 FLEX, GRAND SIENA 1.4 TETRAFUEL, IDEA 1.4 FLEX, PALIO 1.0 FIRE 8V, PALIO 1.0 FLEX, PALIO 1.0 MPI 16V, PALIO 1.0 MPI 8V, PALIO 1.0 MPI 8V FLEX, PALIO 1.3 MPI 16V, PALIO 1.3 MPI 8V, PALIO 1.3 MPI 8V FLEX, PALIO 1.4 MPI 8V, PALIO FIRE 1.0 MPI 8V, PALIO FIRE 1.0 MPI 8V FLEX, PALIO FIRE ECONOMY 1.0 MPI 8V FLEX, PALIO WEEKEND 1.0 FIRE 8V, PALIO WEEKEND 1.0 MPI 16V, PALIO WEEKEND 1.3 MPI 16V, PALIO WEEKEND 1.3 MPI 8V, PALIO WEEKEND 1.3 MPI 8V FLEX, PALIO WEEKEND 1.4 MPI 8V FLEX, PUNTO 1.4 FLEX, SIENA 1.0 FLEX, SIENA 1.0 MPI 16V, SIENA 1.0 MPI 8V, SIENA 1.0 MPI 8V FLEX, SIENA 1.3 MPI 16V, SIENA 1.3 MPI 8V, SIENA 1.3 MPI 8V FLEX, SIENA 1.4 MPI 8V FLEX, SIENA 1.4 MPI 8V FLEX, SIENA 1.4 MPI 8V FLEX, SIENA FIRE 1.0 MPI 8V, SIENA FIRE 1.0 MPI 8V FLEX, STRADA 1.0 FIRE 8V, STRADA 1.3 FIRE 16V, STRADA 1.3 MPI 8V, STRADA 1.4 FLEX, STRADA 1.4 MPI 8V FLEX, STRADA FIRE 1.4 MPI 8V FLEX, UNO 1.0 FLEX, UNO 1.4 FLEX, UNO ECONOMY 1.4 FLEX, UNO FURGONETA 1.3 MPI 8V, UNO FURGONETA 1.3 MPI 8V FLEX, UNO FURGONETA 1.4 FLEX, UNO MILLE 1.0 MPI, UNO MILLE 1.0 MPI FLEX, UNO MILLE ECONOMY 1.0 MPI FLEX **RENAULT** DUSTER 1.6 16V HI-FLEX, KANGOO 1.6i 16V, KANGOO 1.6i 16V HI-FLEX, LOGAN 1.4, LOGAN 1.6, LOGAN 1.6 16V, LOGAN 1.6 16V HI-FLEX, LOGAN 1.6 HI-POWER FLEX, LOGAN 1.6 HI-TORQUE FLEX, MÉGANE 1.6 16V, MÉGANE 1.6 16V GRANDTOUR, MÉGANE 1.6 16V GRANDTOUR HI-FLEX, MÉGANE 1.6 16V HI-FLEX, SANDERO 1.4, SANDERO 1.6 16V, SANDERO 1.6 16V HI-FLEX, SANDERO 1.6 16V HI-TORQUE FLEX, SCÉNIC 1.6i 16V, SCÉNIC 1.6i 16V HI-FLEX, SYMBOL 1.6 16V HI-FLEX, SYMBOL 1.6 16V HI-TORQUE FLEX



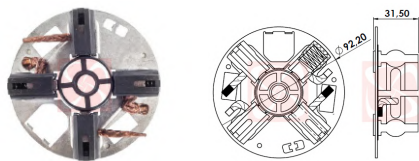
CODE	OEM	MOTOR TYPE	OEM Nº
A-233-24V	BOSCH - WAPSA	HEF95	6033AD4016, 6033AD4194, 6033AD5128, 6033AD5179, 6033AD5194, 6033AD5316, 6033AD4054, 6033AD5016, 6033AD4212, F042050027
MOTOR Nº		BRUSHES DIMENSIONS	
0001161002, 0001231004, 0001231011, 0001231016, 0001231033, 0001231039, 0001231046, 0001231133, 0001231146, 0001241001, 0001241003, 0001241005, 0001241014, 0001241015, 0001241016, 0001241019, 0001241020, 0001241128, 0002242002, 0002242002F042002135		5,5 x 28,0 x 18,0	

APPLICATION

KAMAZ 18T 5460 740.50-360 EURO 2, 27T 6520 740.51-320 EURO 2 **MERCEDES-BENZ** CAMINHÕES ACTROS 2546 BLUETEC, CAMINHÕES ACTROS 2646 BLUETEC, CAMINHÕES ACTROS 4144 BLUETEC, CAMINHÕES ATRON 1635, CAMINHÕES AXOR 2036, CAMINHÕES AXOR 2041, CAMINHÕES AXOR 2536, CAMINHÕES AXOR 2541, CAMINHÕES AXOR 2641, CAMINHÕES AXOR 3341, CAMINHÕES AXOR 3344, CAMINHÕES AXOR 4141, ÔNIBUS O500 MA, ÔNIBUS O500 MDA, ÔNIBUS O500 RSD, ÔNIBUS O500 UA, ÔNIBUS O500 UDA **SCANIA** CAMINHÕES G380, CAMINHÕES G420, CAMINHÕES P230, CAMINHÕES P270, CAMINHÕES P310, CAMINHÕES P340, CAMINHÕES P380, CAMINHÕES P420, CAMINHÕES P470, CAMINHÕES P480, CAMINHÕES R230, CAMINHÕES R270, CAMINHÕES R310, CAMINHÕES R340, CAMINHÕES R380, CAMINHÕES R420, CAMINHÕES R470, CAMINHÕES R480, CAMINHÕES T340, CAMINHÕES T380, CAMINHÕES T420, CAMINHÕES T470, ÔNIBUS K270, ÔNIBUS K310, ÔNIBUS K340, ÔNIBUS K380, ÔNIBUS K420 **VOLVO** ÔNIBUS B7R

BRUSH-HOLDERS

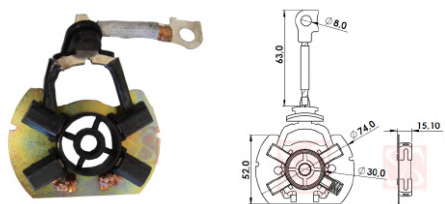
STARTER MOTORS



CODE	OEM	MOTOR TYPE	OEM Nº
A-235-24V	BOSCH - WAPSA	HEF95	2004336100
MOTOR Nº		BRUSHES DIMENSIONS	
0001161002, 0001250001, 0001250002, 0001251009, 0001261001, 0001261002, 0001261003, 0001261004, 0001261013, 0001261021, 0001261025, 0001261026, 0001263019, 0001263021, 0986021480, 2031368, 20313686146, 5801381129, 6033AD4194		6,5 x 28,0 x 18,0	

APPLICATION

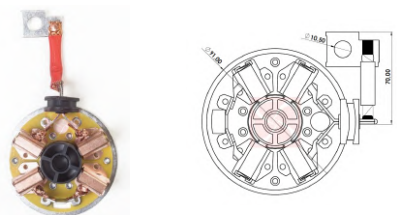
DAF CAMINHÕES XF105.460, CAMINHÕES XF105.510 **SCANIA** CAMINHÕES G420, CAMINHÕES G440, CAMINHÕES G470, CAMINHÕES P114, CAMINHÕES P124, CAMINHÕES P144, CAMINHÕES P230, CAMINHÕES P270, CAMINHÕES P310, CAMINHÕES P340, CAMINHÕES P380, CAMINHÕES P420, CAMINHÕES P470, CAMINHÕES R114, CAMINHÕES R124, CAMINHÕES R144, CAMINHÕES R230, CAMINHÕES R270, CAMINHÕES R310, CAMINHÕES R340, CAMINHÕES R380, CAMINHÕES R420, CAMINHÕES R440, CAMINHÕES R470, CAMINHÕES T114, CAMINHÕES T124, CAMINHÕES T144, CAMINHÕES T340, CAMINHÕES T380, CAMINHÕES T420, CAMINHÕES T470, ÔNIBUS K310, ÔNIBUS K310 URBANO



CODE	OEM	MOTOR TYPE	OEM Nº
A-238-12V	BOSCH - WAPSA	K1	F000CD1285
MOTOR Nº		BRUSHES DIMENSIONS	
51888975, F000CD0800, F000CD0801, F000CD0802, F000CD0A0		4,5 x 8,7 x 10,5	

APPLICATION


VOLKSWAGEN FOX COM MOTOR 1.0, FOX COM MOTOR 1.6, GOL COM MOTOR 1.0, GOL COM MOTOR 1.6, GOL G5, GOLF COM MOTOR 2.0, POLO COM MOTOR 1.0, POLO COM MOTOR 1.6, SAVEIRO COM MOTOR 1.0, SAVEIRO COM MOTOR 1.6, SPACEFOX COM MOTOR 1.0, SPACEFOX COM MOTOR 1.6, VOYAGE 1.0., VOYAGE COM MOTOR 1.6



CODE	OEM	MOTOR TYPE	OEM Nº
A-239-12V	BOSCH - WAPSA	EV	6033AD0166,6033AD0370,6033AD0374, 6033AD2022,6033AD3267,6033AD3042, 6033AD3328,9003334368,RE501910,RE508815 RE508818,9971889,5001855189,1319759, 1319875,IH82035765
MOTOR Nº		BRUSHES DIMENSIONS	
0001230002, 0001230003, 0001230004, 0001230005, 0001230006, 0001230007, 0001230008, 0001230009, 0001230011, 0001230018, 0001230020, 0001230021, 0001230022, 0001230023, 0001230025, 0001230026, 0001230027		6,5 x 25,0 x 16,5	

APPLICATION

OBSERVAÇÕES RE501910, RE508815, RE508818, Iveco: 9971889, RENAULT: 5001855189, KHD: 1319759, 1319875, Case: IH 82035765 **DIVERSAS** DEUTZ, LIEBHERR, MERCEDES-BENZ, VOLVO **FORD** CAMINHÃO SÉRIE 21, CAMINHÕES F12000, CAMINHÕES F14000, CAMINHÕES F16000, CAMINHÕES F4000, F350 **IVECO** CAMINHÕES VERTIS 130 V18, CAMINHÕES VERTIS 130 V19, CAMINHÕES VERTIS 90 V16, CAMINHÕES VERTIS 90 V18 **JOHN DEERE** COMBINE 2254, COMBINE 4045, COMBINE 5410, COMBINE 5415, COMBINE 5420, COMBINE 5510, COMBINE 5615, COMBINE 5715, COMBINE 6205, COMBINE 6505, COMBINE 6510, COMBINE 6520, COMBINE 6605, COMBINE 6610, COMBINE 6615, COMBINE 6620, COMBINE 6715, COMBINE 6810, COMBINE 6820, COMBINE 6910, COMBINE 6920, COMBINE 7220, COMBINE 7320, COMBINE 7420, COMBINE 7520 **NEW HOLLAND** TRATOR TL100, TRATOR TL70, TRATOR TL80, TRATOR TL90



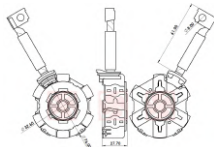
CODE	OEM	MOTOR TYPE	OEM Nº
A-240-24V	BOSCH - WAPSA	HX87-M	
MOTOR Nº		BRUSHES DIMENSIONS	
		6,0 x 18,0 x 14,5	

APPLICATION

FORD CARGO 2422 C/ MOTOR CUMMINS ELETRÔNICO, CARGO 2626 C/ MOTOR CUMMINS ELETRÔNICO, CARGO 2628 C/ MOTOR CUMMINS ELETRÔNICO

BRUSH-HOLDERS

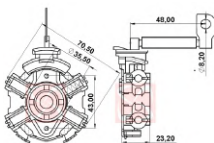
STARTER MOTORS



CODE	OEM	MOTOR TYPE	OEM Nº
A-251-12V	BOSCH - WAPSA	S78-M-START/ STOP	1004336612,1004336649,1004337145, 0011516714,A0011516714,1004336674, 1004336695,1004337153,77365121
MOTOR Nº		BRUSHES DIMENSIONS	
0001136002, 0001136003, 0001137001, 0001137002, 0001137003, 0001137004, 0001137005, 0001137006, 0001137011, 0001138001, 0001138002, 0001138009, 0001138010, 0001138017, 0001138018, 0001138019, 0001138020, 0001138043, 0001138044, 0001138045, 0001138046, 0001138051, 0001138052, 0001139001, 0001139002, 0001139005, 0001139006, 0001139015, 0001139016, 0001139025, 0001139026, 0001139047, 001137012, 06E911021D, 06E911021DX, 12417550975, 12417567788, 12417589350, 12417589352, 12417589354, 12417589355, 12417589356, 12417610342, 12417610349, 55572440, F000AL0159		5,5 x 18,0 x 14,5	

APPLICATION

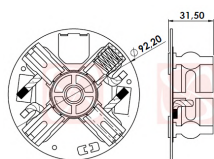
OBSERVAÇÕES Para motor de partida S78-M com função Start-Stop **ALFA ROMEO** GIULIETTA 2.0 JTDM **AUDI** A3, A4, A5, A5 3.2 TSI, A6, A7, A7 3.0 TFSI, Q5 **BMW** 116D 2.0, 116I, 118D 2.0 XDRIVE, 118I, 120D 2.0, 120I, 125I, 218D 2.0, 220D 2.0, 220I, 228I, 316D 2.0, 316I, 318I, 320D 2.0, 320I, 328I, 335I, 420I, 428I, 435I, 520, 525D 2.0, 528I, 530D 3.0 XDRIVE, 535D 3.0 XDRIVE, 640I, X1, X3, X3 3.0 XDRIVE, X5 3.0 XDRIVE, X6 3.0 XDRIVE, Z4 **CHEVROLET - GM** AVEO, CRUZE, ORLANDO, TRAX AWD **CITROËN** C3 PICASSO, C4, C4 GRAND PICASSO, C4 PICASSO, C5, C5 BREAK, DS3 **CITROËN** BERLINGO **FIAT** DOBLÒ 2.0 D **FORD** F350 **HYUNDAI** I20, I30, I30CW, I40, IX 35, IX20, VELOSTER **JEEP** CHEROKEE III 2.8 CRD, WRANGLER III 2.8 CRD **KIA** CEE'D, RIO, SOUL SPORTAGE, VENGA **MERCEDES-BENZ** CAMINHÕES SPRINTER 209 2.1 CDI, CAMINHÕES SPRINTER 211 2.1 CDI, CAMINHÕES SPRINTER 213 2.1 CDI, CAMINHÕES SPRINTER 215 2.1 CDI, CAMINHÕES SPRINTER 309 2.1 CDI, CAMINHÕES SPRINTER 311 2.1 CDI, CAMINHÕES SPRINTER 313 2.1 CDI, CAMINHÕES SPRINTER 315 2.1 CDI, CAMINHÕES SPRINTER 411 2.1 CDI, CAMINHÕES SPRINTER 415 2.1 CDI, CAMINHÕES SPRINTER 509 2.1 CDI, CAMINHÕES SPRINTER 511 2.1 CDI, CAMINHÕES SPRINTER 515 2.1 CDI, CAMINHÕES SPRINTER 906 2.2 TDI **MINI** CLUBMAN COOPER S CLUBMAN JOHN COOPER WORKS MK, CLUBMAN ONE, CLUBVAN, COOPER JCW, COOPERS ALL4, COUNTRYMAN COOPER **NISSAN** JUKE 1.5 CDI, NOTE (E12) DCI, PULSAR (C13) DCI, QASHQAI (J11) DCI **OPEL** ADAM, ASTRA J, CASCADA, CORSA, INSIGNIA, MERIVA, MOKKA 4X4, MOKKA TURBO, ZAFIRA **PEUGEOT** 207, 207 CC, 207 SW, 3008, 308, 308 CC, 308 SW **RENAULT** CAPTUR 1.5 DCI 90, CLIO 1.5 DCI 90, CLIO 1.5 DCI 90 **RENAULT**: CLIO IV GRANDTOUR, GRAND SCENIC III 1.5 DCI, KANGOO 1.5 DCI, MEGANE III GRANDTOUR 1.5 DCI **VOLKSWAGEN** EOS, FUSCA TSI, GOLF GTI, GOLF TSI, PASSAT



CODE	OEM	MOTOR TYPE	OEM Nº
A-268-12V	BOSCH - WAPSA	DW	1004336523,1004336558,1004336653, 1004336700,1004336759,02M911209A, 03G911209B,1004336598,1004336513, 1004336522,1004336553,1004336584, 1004336591,1004336663,1004336677, 1004336678,1004336754,1004336792, 1004336798,1004336876,1004336890, 1004336899
MOTOR Nº		BRUSHES DIMENSIONS	
0001115008, 0001115021, 0001115025, 0001115040, 0001115041, 0001115045, 0001115048, 0001115078, 0001115079, 0001115081, 0001115089, 0001123002, 0001123003, 0001123016, 0001123017, 0001123024, 0001123025, 0001123036, 0001123037, 0001123044, 0001123045, 012911023E, 012911023F, 012911023G, 012911023GX, 012911023H, 012911023HX, 02E.911.023.H 02E911023AX, 02E911023HX, 02E911023L, 02E911023LX, 02E911024A;, 9556041070700, 95560410707010, 95560410707011		6,0 x 18,0 x 12,5	

APPLICATION

OBSERVAÇÕES Também utilizado em substituição ao A-270-12V. **AUDI** RS3 2.5 TFSI SPORTBACK QUATTRO **BMW** SERIE 1, SÉRIE 2, SERIE 3, SERIE 5, SERIE 6, SERIE 7, X3, X5, X6 **CITROËN** JUMPER **DIVERSAS** SEAT **FIAT** DUCATO **FORD** TRANSIT **MERCEDES BENZ** CLASSE C, CLASSE C 240, CLASSE C 280, CLASSE C 36 AMG, CLASSE CL 500, CLASSE CL 55 AMG, CLASSE CLK 320, CLASSE CLK 350, CLASSE CLK 430, CLASSE CLK 500, CLASSE CLK 55 AMG, CLASSE E 240, CLASSE E 320, CLASSE E 420, CLASSE G 320, CLASSE G 55 AMG, CLASSE ML 320 CDI, CLASSE ML 350 CDI, CLASSE ML 430, CLASSE ML 500, CLASSE ML 55 AMG, CLASSE S 500, CLASSE S 55 AMG, CLASSE S 600, CLASSE S 65, CLASSE SL 500, CLASSE SLK 55 AMG, CLASSE SLR 722, CLASSE T **PEUGEOT** BOXER **SKODA** OCTAVIA 2.0 **VOLKSWAGEN** TOURAN 1.9TDI



CODE	OEM	MOTOR TYPE	OEM Nº
A-302-12V	BOSCH - WAPSA		2004336090,RE526375,RE527400,SE501868, 2004336094,2004336096,2004336097
MOTOR Nº		BRUSHES DIMENSIONS	
0001260001, 0001260002, 0001260003, 0001260004, 0001260025, 0001260026, 0001262001, 0001262002, 0001262003, 0001262004, 0001262005, 0001262006, 0001262007, 0001262008, 0001262019, 0001262020, 0001262021, 0001262022, 0001262029, 0001262030, 0001262031, 0001262032, 0001262033, 0001262034		6,5 x 28,0 x 18,0	

APPLICATION


CASE TRATOR JX85, TRATOR JX90, TRATOR JX95, TRATOR JXU105, TRATOR JXU95 **JOHN DEERE** 6090 MC, 6100 MC, 6105M 77KW/ 105PS 0.0L 08.2012 -, 6105M 85KW/ 115PS 4.5L 08.2012 -, 6105R 77KW/ 105PS 4.5L 08.2012 -, 6110 MC, 6115M 85KW/ 116PS 4.5L 08.2012 -, 6115R 85KW/ 115PS 4.5L 01.2012 -, 6125M 92KW/ 125PS 0.0L 08.2012 -, 6125M 92KW/ 125PS 4.5L 08.2012 -, 6125R 92KW/ 125PS

BRUSH-HOLDERS

STARTER MOTORS

4.5L 01.2012 -, 6130 61-63KW/ 83-86PS 4.5L 12.2009 -, 6130M 4.5 96KW/ 130PS 4.5L 09.2009 -, 6130R 92KW/ 125PS 4.5L 09.2009 -, 6140M 103KW/ 140PS 4.5L 09.2009 -, 6140R 103KW/ 140PS 6.8L 09.2012 -, 6150M 110KW/ 150PS 6.8L 09.2012 -, 6150R 110KW/ 150PS 6.8L 09.2012 -, 6170M 125KW/ 170PS 6.8L 09.2012 -, 6170R 125KW/ 170PS 6.8L 09.2012, 6190R 140KW/ 190PS 6.8L 01.2012 -, 6210R 155KW/

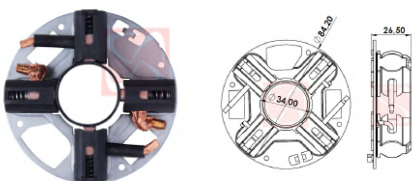
210PS 6.8L 01.2012 -, 6230 70KW/ 95PS 4.5L 12.2009 -, 6510 77KW/ 104PS 6.8L 01.1997 -, 6520 85KW/ 115PS 6.8L 01.2002 -, 6610 84KW/ 114PS 6.8L 01.1997 -, 6620 92KW/ 125PS 6.8L 01.2002 -, 6810 92KW/ 125PS 6.8L 01.1997 -, 6820 99KW/ 135PS 6.8L 01.2002 -, 6910 103KW/ 140PS 6.8L 01.2002 -, 6920 110KW/ 150PS 6.8L 01.2002 -, RC 66KW/ 90PS 4.5L 01.2013 -, RC 74KW/ 100PS 4.5L 01.2013 -, RC 81KW/ 110PS 4.5L 01.2013 - **KOMATSU** RETROESCAVADEIRA WD97S **NEW HOLLAND** TRATOR T6



CODE	OEM	MOTOR TYPE	OEM Nº
A-306-12V	BOSCH - WAPSA		6033AD3267
MOTOR Nº		BRUSHES DIMENSIONS	
0001230004, 0001230007, 0001230030		5,5 x 28,0 x 18,0	

APPLICATION


IVECO VERTIS 130V18, VERTIS 130V19, VERTIS 90V16, VERTIS 90V18 **NEW HOLLAND** TRATOR TL100, TRATOR TL70, TRATOR TL80, TRATOR TL90



CODE	OEM	MOTOR TYPE	OEM Nº
A-311-12V	BOSCH - WAPSA		0399D57009
MOTOR Nº		BRUSHES DIMENSIONS	
0001250003, 0001250004, 5801577138		6,0 x 22,0 x 15,0	

APPLICATION

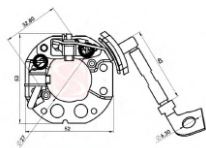
CASE MÁQUINAS DIVERSAS **IVECO** TRATORES **NEW HOLLAND** MINI CAVADEIRAS, TRATORES



CODE	OEM	MOTOR TYPE	OEM Nº
A-347-12V	BOSCH - WAPSA		2005854136,2005854084,2005854053,134092, 69-9102
MOTOR Nº		BRUSHES DIMENSIONS	
0001358200, 0001358201, 0001358202, 0001359001, 0001359002, 0001359003, 0001359008, 0001359010, 0001359012, 0001359013, 0001359014, 0001359016, 0001359018, 0001359019, 0001359020, 0001359023, 0001359024, 0001359025, 0001359026, 0001359027, 0001359030, 0001359031, 0001359032, 0001359033, 0001359034, 0001359035, 0001359037, 0001359038, 0001359041, 0001359043, 0001359044, 0001359045, 0001359046, 0001359049, 0001359051, 0001359053, 0001359054, 0001359055, 0001359056, 0001359057, 0001359058, 0001359059, 0001359060, 0001359061, 0001359063, 0001359064, 0001359066, 0001359067, 0001359068, 0001359069, 0001359070, 0001359071, 0001359072, 0001359073, 0001359074, 0001359075, 0001359076, 0001359077, 0001359078, 0001359081, 0001359082, 0001359083, 0001359084, 0001359085, 0001359086, 0001359087, 0001359088, 0001359089, 0001359090, 0001359091, 0001359092, 0001359093, 0001359094, 0001359095, 0001359096, 0001359097, 0001359098, 0001359099, 0001359101, 0001359102, 0001359103, 0001359104, 0001359105, 0001359106, 0001359107, 0001359108, 0001359109, 0001359110, 0001359111, 0001359112, 0001359113, 0001359114, 0001359115, 0001359116, 0001359117, 0001359118, 0001359119, 0001359120, 0001359121, 0001359122, 0001359124, 0001359126, 0001359127, 0001359128, 0001360009, 0001360013, 0001360016, 0001360023, 0001360024, 0011519401, 0021519401, 0025841042, 0031510501, 0031517301, 0031518701, 0041512201, 1542195, 1545417, 50.26201-7078, 5000049124, 5000559361, 5001014187, 5001759, 5010090371, 715F-11000-MA, 755F-11000-BB, 795F-11000-CA, 835F-11000-AA 835F-11000-BB, 9000143100, 9000143101, 9000143103, 9000143104, 9000143105, 9000143106, 9000143107, 9000143108, 9000143109, 9000143110, 9000143111,		10,0 x 25,0 x 23,5	

BRUSH-HOLDERS

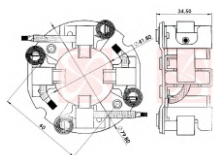
STARTER MOTORS



CODE	OEM	MOTOR TYPE	OEM Nº
A-032-12V	COMSTAR		
MOTOR Nº			BRUSHES DIMENSIONS
233004485R, 233004485R-B, 233006904R, 7045CM, 7082CI			5,2 x 12,9 x 11,2

APPLICATION

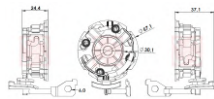
RENAULT DUSTER, KWID 1.0, LOGAN 1.0, SANDERO 1.0



CODE	OEM	MOTOR TYPE	OEM Nº
A-002-12V	DELCO-REMY	38MT	10528064
MOTOR Nº			BRUSHES DIMENSIONS
10461768, 10461769, 10461775, 19026027, 19026028, 19026029, 19026031, 19026035, 8200005, 8200007, 8200023, 8200025, 8200075, 8200076, 8200077, 8200211, 8200217, 8200235, 8200239, 8200324, 8200356, 8200408, 8200977, 8201002, 8201039, 8300005, 8300021, 8300022, 8300024, 8300026, 8300065, 8300066			9,5 x 28,0 x 22,0

APPLICATION

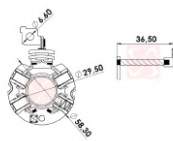
CUMMINS MOTOR C 8.3L, MOTOR ISC 8.3L **FORD** CAMINHÕES CARGO 1622 C/ MOTOR CUMMINS 8.3L, CAMINHÕES CARGO 1630 C/ MOTOR CUMMINS 8.3L, CAMINHÕES CARGO 2422 C/ MOTOR CUMMINS 8.3L, CAMINHÕES CARGO 2425 C/ MOTOR CUMMINS 8.3L, CAMINHÕES CARGO 2622 C/ MOTOR CUMMINS 8.3L, CAMINHÕES CARGO 2626 C/ MOTOR CUMMINS 8.3L, CAMINHÕES CARGO 2630 C/ MOTOR CUMMINS 8.3L, CAMINHÕES CARGO 2631 C/ MOTOR CUMMINS 8.3L, CAMINHÕES CARGO 3222 C/ MOTOR CUMMINS 8.3L, CAMINHÕES CARGO 4030 C/ MOTOR CUMMINS 8.3L, CARGO MOTOR CUMMINS ELETRÔNICO **FREIGHTLINER** CASCADIA COM MOTOR MBE400, CENTURY COM MOTOR MBE400 **VOLKSWAGEN** 17220 C/ MOTOR CUMMINS 8.3L, 17310 C/ MOTOR CUMMINS 8.3L, 23210 C/ MOTOR CUMMINS 8.3L, 23220 C/ MOTOR CUMMINS 8.3L, 23310 C/ MOTOR CUMMINS 8.3L, 24220 C/ MOTOR CUMMINS 8.3L, 26220 C/ MOTOR CUMMINS 8.3L, 26260 C/ MOTOR CUMMINS 8.3L, 26310 C/ MOTOR CUMMINS 8.3L



CODE	OEM	MOTOR TYPE	OEM Nº
A-026-12V	DELCO-REMY	PG260B	10536527
MOTOR Nº			BRUSHES DIMENSIONS
24579009, 8000444, 8000660, PG260B			5,0 x 15,0 x 13,0

APPLICATION

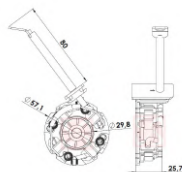
CHEVROLET-GM ONIX 1.0, ONIX 1.4 SPE/4 (SOCH) A PARTIR DE 2012, PRISMA LT, PRISMA LTZ 1.0L, PRISMA LTZ 1.4L SPE/4 (SOCH) A PARTIR DE 2013



CODE	OEM	MOTOR TYPE	OEM Nº
A-027-12V	DELCO-REMY		61007898M
MOTOR Nº			BRUSHES DIMENSIONS
24580797, 24581746, 24587020, 61008975P, 8000584, 8000818, PG260A			4,5 x 12,0 x 11,6

APPLICATION

CHEVROLET-GM AGILE, CELTA, CLASSIC, COBALT 1.4 FLEX, COBALT 1.8 FLEX, MONTANA 1.4 FLEX, MONTANA 1.8 FLEX, ONIX 1.4 FLEX, ONIX 1.8 FLEX, PRISMA 1.4 FLEX, PRISMA 1.8 FLEX, SPIN 1.4 FLEX, SPIN 1.8 FLEX **HYUNDAI** HB20 1.0 **KIA** PICANTO 1.0 **SSANGYONG** ACTYON, KYRON



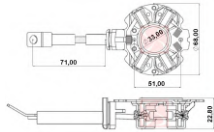
CODE	OEM	MOTOR TYPE	OEM Nº
A-038-12V	DELCO-REMY	PG260	
MOTOR Nº			BRUSHES DIMENSIONS
10G0402, 5N1511000AA, 5N1511000AB, 8000071, B10JL07F, DR8000071, PG260			5,0 x 15,0 x 13,0

APPLICATION

FORD ECOSPORT 2.0 16V MECÂNICO 2005 ATÉ 2013, FOCUS 2.0 16V MECÂNICO 2005 ATÉ 2013

BRUSH-HOLDERS

STARTER MOTORS

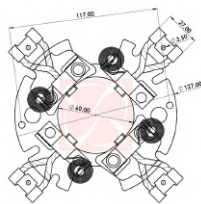


CODE	OEM	MOTOR TYPE	OEM Nº
A-042-12V	DELCO-REMY		10453919,WAI:69-121

MOTOR Nº			BRUSHES DIMENSIONS
10465578, 12564108, 12570823, 3231471, 9000879, PG260L			5,0 x 18,0 x 14,5

APPLICATION

CADILLAC ESCALADE 5.7 (1999-2000), ESCALADE 5.8 (1998->) **CHEVROLET GM** 2500 8.1 (2001-2002), ASTRO 4.3 (1992-2005), AVALANCHE 8.1 (2002->), BLAZER 4.3 (1994-2000), C1500 5.7 (1996-1999), C2500 5.7 (1996-1999), C2500 7.4 (1994-2000), C3500 7.4 (1994-2000), C3500 8.1 (2001->), EXPRESS 5.0 (1999-2002), EXPRESS 5.7 (1999-2002), EXPRESS 7.4 (1999-2000), EXPRESS 8.1 (2001-2002), G10 5.7 (1996-1997), G1500 5.7 (1998->), G20 5.7 (1996-1997), G2500 5.7 (1998->), G30 5.7 (1996->), G30 7.4 (1996->), G3500 5.7 (1998->), G3500 7.4 (1998->), K1500 5.7 (1996-1999), K2500 5.7 (1996-1999), K2500 7.4 (1994-2001), K3500 7.4 (1994-2001), P30 4.3 (1996-1999), P30 5.7 (1996-1999), P30 7.4 (1996-1999), S10 4.3 (1996-1998), SILVERADO 6.0 (1999->), SILVERADO 8.1 (2001-2002), TAHOE 5.7 (1995-2001) **CLARK** EMPILHADEIRAS C/ MOTOR VORTEC 4.3 **DIVERSAS** MERCURY **HYSTER** EMPILHADEIRAS C/ MOTOR VORTEC 4.3 **ISUZU** HOMBRE 4.3 (1997-2000) **OLDSMOBILE** BRAVADA 4.3 (1996-2000) **YALE** EMPILHADEIRAS C/ MOTOR VORTEC 4.3

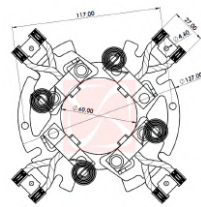


CODE	OEM	MOTOR TYPE	OEM Nº
A-120-12V	DELCO-REMY	37MT/41MT	10468705,10470140

MOTOR Nº			BRUSHES DIMENSIONS
10461001, 10461003, 10461004, 10461006, 10461008, 10461009, 10461010, 10461013, 10461039, 10461044, 10461066, 10461069, 10461084, 10461089, 10461108, 10461109, 10461200, 10461205, 10461225, 10461240, 10461273, 10461279, 10461280, 10461282, 10461303, 10461316, 10461394, 10461416, 10461440, 10461456, 10461496, 10461514, 10478818, 10478831, 10478926, 10478928, 10478957, 10479015, 10479034, 10479054, 10479071, 10479098, 10479102, 10479106, 10479107, 10479109, 10479121, 10479135, 10479166, 10479176, 10479206, 10479207, 10479226, 10479230, 10479242, 10479249, 10479250, 10479283, 10479300, 1993850, 1993853, 1993854, 1993855, 1993869, 1993870, 1993871, 1993873, 1993874, 1993878, 1993879, 1993880, 1993881, 1993884, 1993886, 1993887, 1993891, 1993894, 1993928, 1993931, 1993950, 1993957, 1993958, 1993963, 1993964, 1993979, 1993988, 1993994, 8300040			9,6 x 28,6 x 26,6

APPLICATION

CATERPILLAR COLHEITADEIRA MT875 (C/ MOTOR 41MT 12V), MOTOR 3114 (C/ MOTOR 37MT 12V), MOTOR 3116 (C/ MOTOR 37MT 12V), MOTOR 3176 (C/ MOTOR 37MT 12V) **FORD** CAMINHÕES CARGO 1622 (C/ MOTOR 37MT 12V CUMMINS 8.3L), CAMINHÕES CARGO 1630 (C/ MOTOR 37MT 12V CUMMINS 8.3L), CAMINHÕES CARGO 2422 (C/ MOTOR 37MT 12V CUMMINS 8.3L), CAMINHÕES CARGO 2425 (C/ MOTOR 37MT 12V CUMMINS 8.3L), CAMINHÕES CARGO 2622 (C/ MOTOR 37MT 12V CUMMINS 8.3L), CAMINHÕES CARGO 2626 (C/ MOTOR 37MT 12V CUMMINS 8.3L), CAMINHÕES CARGO 2630 (C/ MOTOR 37MT 12V CUMMINS 8.3L), CAMINHÕES CARGO 2631 (C/ MOTOR 37MT 12V CUMMINS 8.3L), CAMINHÕES CARGO 3222 (C/ MOTOR 37MT 12V CUMMINS 8.3L), CAMINHÕES CARGO 4030 (C/ MOTOR 37MT 12V CUMMINS 8.3L) **GMC** CAMINHÕES 12170 (C/ MOTOR 37MT 12V CATERPILLAR), CAMINHÕES 14190 (C/ MOTOR 37MT 12V CATERPILLAR), CAMINHÕES 15190 (C/ MOTOR 37MT 12V CATERPILLAR), CAMINHÕES 16220 (C/ MOTOR 37MT 12V CATERPILLAR) **MASSEY FERGUSON** TRATOR MF2360 (C/ MOTOR CUMMINS 41MT 12V) **MERCEDES-BENZ** CAMINHÕES 1625 L (C/ MOTOR 41MT 12V), CAMINHÕES 1825 LG (C/ MOTOR 41MT 12V), CAMINHÕES 2325 L (C/ MOTOR 41MT 12V), CAMINHÕES 2325 LB (C/ MOTOR 41MT 12V), CAMINHÕES 2325 LK (C/ MOTOR 41MT 12V) **VOLKSWAGEN** CAMINHÕES 17220 (C/ MOTOR 37MT 12V CUMMINS 8.3L), CAMINHÕES 17310 (C/ MOTOR 37MT 12V CUMMINS 8.3L), CAMINHÕES 23210 (C/ MOTOR 37MT 12V CUMMINS 8.3L), CAMINHÕES 23310 (C/ MOTOR 37MT 12V CUMMINS 8.3L), CAMINHÕES 24220 (C/ MOTOR 37MT 12V CUMMINS 8.3L), CAMINHÕES 26220 (C/ MOTOR 37MT 12V CUMMINS 8.3L), CAMINHÕES 26260 (C/ MOTOR 37MT 12V CUMMINS 8.3L), CAMINHÕES 26310 (C/ MOTOR 37MT 12V CUMMINS 8.3L)



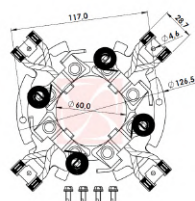
CODE	OEM	MOTOR TYPE	OEM Nº
A-121-24V	DELCO-REMY	37MT/41MT	10469238,10470208,10500113

MOTOR Nº			BRUSHES DIMENSIONS
10461016, 10461201, 10461202, 10461239, 10461257, 10461296, 10461417, 10461457, 10461458, 10461525, 10478815, 10478961, 10479013, 10479172, 10479196, 10479292, 10479302, 10479310, 1993910, 1993911, 1993914, 1993995			9,6 x 28,6 x 24,0

APPLICATION

CASE ESCAVADEIRA350C(MOTOR37MT24V), ESCAVADEIRA350C(MOTOR37MT24V), ESCAVADEIRA880C(MOTOR37MT24V), ESCAVADEIRA880C(MOTOR37MT24V), PÁCARREGADEIRA825SKIDKING(C/MOTOR37MT24V), PÁCARREGADEIRA10(C/MOTOR37MT24V), PÁCARREGADEIRA11(C/MOTOR37MT24V), PÁCARREGADEIRA14(C/MOTOR37MT24V), PÁCARREGADEIRA19(C/MOTOR37MT24V), PÁCARREGADEIRA8(C/MOTOR37MT24V), PÁCARREGADEIRA9(C/MOTOR37MT24V), PÁCARREGADEIRAW9B(C/MOTOR37MT24V), PULVERIZADOR(GAFANHOTO)1250(C/MOTOR37MT24V), RETROESCAVADEIRA680(C/MOTOR37MT24V), RETROESCAVADEIRA680G(C/MOTOR37MT24V), RETROESCAVADEIRA780(C/MOTOR37MT24V), RETROESCAVADEIRA780B(C/MOTOR37MT24V), TRATOR1200(C/MOTOR37MT24V), TRATOR800(C/ MOTOR37MT24V), TRATORDEESTEIRAS1000D(C/MOTOR37MT24V), TRATORDEESTEIRAS475(C/MOTOR37MT24V), TRATORDEESTEIRAS600(C/MOTOR37MT24V), TRATORDEESTEIRAS750(C/ MOTOR37MT24V), TRATORDEESTEIRAS850(C/MOTOR37MT24V) **CATERPILLAR** MOTONIVELADORA120K(C/MOTOR41MT24V), MOTONIVELADORA12K(C/MOTOR41MT24V), MOTONIVELADORA140K(C/MOTOR41MT24V), MOTONIVELADORA160K(C/MOTOR41MT24V), MOTOR3304(37MT24V), MOTOR3306(37MT24V) **CUMMINS** VEÍCULOSC/MOTORCUMMINS SÉRIE C **FORD** VEÍCULOSC/MOTORCUMMINS SÉRIE C **MERCEDES-BENZ** CAMINHÕES1632L(C/MOTORES37MTE41MT24VC/RELÉ), CAMINHÕES1632LS(C/MOTORES37MTE41MT24VC/RELÉ), CAMINHÕES1938L(C/MOTORES37MTE41MT24VC/RELÉ), CAMINHÕES1938LS(C/MOTORES37MTE41MT24VC/RELÉ), CAMINHÕES1938S(C/MOTORES37MTE41MT24VC/RELÉ), CAMINHÕES1944L(C/MOTORES37MTE41MT24VC/RELÉ), CAMINHÕES2638(C/MOTORES37MTE41MT24VC/RELÉ), CAMINHÕES2638LK(C/MOTORES37MTE41MT24VC/RELÉ), CAMINHÕES2638LS(C/MOTORES37MTE41MT24VC/RELÉ), ÔNIBUSO371(C/MOTOR37MT24V), ÔNIBUSO400(C/MOTOR37MT24V), ÔNIBUSO500R(C/MOTOR41MT24VC/RELÉ), ÔNIBUSO500RSD(C/ MOTOR41MT24VC/RELÉ), ÔNIBUSO500SR(C/MOTOR41MT24VC/RELÉ), ÔNIBUSOF1722(C/MOTORES37MTE41MT24VC/RELÉ), ÔNIBUSOH1628L(C/MOTORES37MTE41MT24VC/RELÉ), ÔNIBUSOH1636L(C/MOTOR37MT24V) **VOLKSWAGEN** CAMINHÕES18310TITANTRATOR, VEÍCULOSC/MOTORSÉRIE C

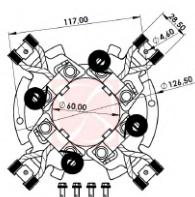
BRUSH-HOLDERS STARTER MOTORS



CODE	OEM	MOTOR TYPE	OEM Nº
A-122-12V	DELCO-REMY	42MT	1988121
MOTOR Nº		BRUSHES DIMENSIONS	
10461063, 10461166, 10461172, 10461266, 10461323, 10461324, 10461331, 10461511, 10461585, 10478809, 10478810, 10478832, 10478935, 10478962, 10478971, 10478984, 10478987, 10478992, 10479019, 10479021, 10479027, 10479030, 10479041, 10479052, 10479080, 10479104, 10479113, 10479117, 10479131, 10479158, 10479159, 10479160, 10479183, 10479191, 10479251, 10479260, 10479282, 10479295, 1990337, 1990348, 1990352, 1990355, 1990372, 1990376, 1990379, 1990385, 1990387, 1990393, 1990394, 1990405, 1990406, 1990420, 1990428, 1990430, 1990483, 1990484, 1990486, 1990489, 1990490, 1993772, 1993775, 1993795, 1993848, 1993938, 1993961, 1993975, 1993990, 8200015, 8200253, 8300079		10,6 x 36,6 x 25,0	

APPLICATION

CATERPILLAR EMPILHADEIRA AH40, EMPILHADEIRA AH46, EMPILHADEIRA AH52, EMPILHADEIRA AH60, EMPILHADEIRA AM36, EMPILHADEIRA AM40, EMPILHADEIRA V160, EMPILHADEIRA V160B, EMPILHADEIRA V180, EMPILHADEIRA V180B, EMPILHADEIRA V200, EMPILHADEIRA V200B, EMPILHADEIRA V225, EMPILHADEIRA V250, EMPILHADEIRA V250B, EMPILHADEIRA V300, EMPILHADEIRA V300B, EMPILHADEIRA V330B, ESCAVADEIRA 320D, MOTOR 1140 V8, MOTOR 1145 V8, MOTOR 1150 V8, MOTOR 1160 V8, MOTOR 1670, MOTOR 1673, MOTOR 1674, MOTOR 1676, MOTOR 3208, MOTOR 3304, MOTOR 3306, MOTOR 3406, MOTOR 3408, MOTOR 3412 **CHALLENGER** TRATOR DE ESTEIRAS 65, TRATOR DE ESTEIRAS 70 **CLARK** EMPILHADEIRA C400, EMPILHADEIRA C450, EMPILHADEIRA C500, EMPILHADEIRA C550, EMPILHADEIRA C650, MOTONIVELADORA 301, MOTONIVELADORA 501, PÁ CARREGADEIRA 101, PÁ CARREGADEIRA 125, PÁ CARREGADEIRA 125A, PÁ CARREGADEIRA 125B, PÁ CARREGADEIRA 125III, PÁ CARREGADEIRA 175III, PÁ CARREGADEIRA 275, PÁ CARREGADEIRA 45C, PÁ CARREGADEIRA 55B, PÁ CARREGADEIRA 55C, PÁ CARREGADEIRA 55III, PÁ CARREGADEIRA 75B, PÁ CARREGADEIRA 75C, PÁ CARREGADEIRA 75III, PÁ CARREGADEIRA 75IV, PÁ CARREGADEIRA 85A, PÁ CARREGADEIRA 85CIII, PÁ CARREGADEIRA 85II **CUMMINS** MOTOR 855 V8.3L, MOTOR 855 V9.1L, MOTOR L10 V8.3L, MOTOR L10 V9.1L, MOTOR L14 V8.3L, MOTOR L14 V9.1L **DYNAPAC** MÁQUINAS DIVERSAS (C/ MOTORES CUMMINS 8.3L) **HYSTER** EMPILHADEIRA H150, EMPILHADEIRA H150E, EMPILHADEIRA H165, EMPILHADEIRA H165E, EMPILHADEIRA H180, EMPILHADEIRA H180E, EMPILHADEIRA H200, EMPILHADEIRA H200E, EMPILHADEIRA H200ES, EMPILHADEIRA H225, EMPILHADEIRA H225E, EMPILHADEIRA H250A, EMPILHADEIRA H250E, EMPILHADEIRA H300, EMPILHADEIRA H360A, EMPILHADEIRA H360AD, EMPILHADEIRA H400A, EMPILHADEIRA H400AD, EMPILHADEIRA H460AD, EMPILHADEIRA H700, EMPILHADEIRA H800A, EMPILHADEIRA M500, EMPILHADEIRA M600, EMPILHADEIRA P125A, EMPILHADEIRA P150A, EMPILHADEIRA P165A, EMPILHADEIRA P180A **INTERNATIONAL NAVISTAR** CAMINHÕES 9200, CAMINHÕES 9200 - 4X2, CAMINHÕES 9200 - 6X4, NAVISTAR 9000 **JOHN DEERE** COLHEITADEIRA CHT2500B (C/ MOTOR SCANIA), COLHEITADEIRA CHW2500B (C/ MOTOR SCANIA) **MASSEY FERGUSON** COLHEITADEIRA MF34, COLHEITADEIRA MF38 **TEREX** EMPILHADEIRA 81SH, EMPILHADEIRA 82SH, EMPILHADEIRA 83SH, EMPILHADEIRA 84SH, RASPADOR (SCRAPER) S11E, RASPADOR (SCRAPER) TS14, RASPADOR (SCRAPER) TS14B, RASPADOR (SCRAPER) TTS14



CODE	OEM	MOTOR TYPE	OEM Nº
A-123-24V	DELCO-REMY	42MT	1988439
MOTOR Nº		BRUSHES DIMENSIONS	
10461024, 10461025, 10461027, 10461029, 10461030, 10461035, 10461043, 10461054, 10461068, 10461101, 10461103, 10461134, 10461142, 10461148, 10461184, 10461187, 10461217, 10461222, 10461259, 10461350, 10461351, 10461357, 10461359, 10461360, 10461365, 10461397, 10461410, 10461413, 10461418, 10461488, 10478837, 10478892, 10478893, 10478937, 10478938, 10478939, 10478940, 10478941, 10478942, 10478943, 10478945, 10478946, 10478947, 10478948, 10478952, 10478959, 10478980, 10478981, 10478986, 10478988, 10478989, 10478990, 10478998, 10479008, 10479009, 10479010, 10479011, 10479012, 10479097, 10479100, 10479103, 10479114, 10479115, 10479118, 10479119, 10479120, 10479136, 10479149, 10479164, 10479168, 10479171, 10479178, 10479182, 10479211, 10479212, 10479220, 10479223, 10479224, 10479225, 10479252, 10479261, 10479273, 10479276, 10479280, 10479286, 10479288, 10479290, 10479291, 10479303, 10479308, 1990357, 1990359, 1990360, 1990364, 1990366, 1990367, 1990368, 1990371, 1990378, 1990402, 1990411, 1990413, 1990415, 1990416, 1990422, 1990432, 1990434, 1990435, 1990436, 1990447, 1990453, 1990454, 1990455, 1990456, 1990459, 1990462, 1990463, 1990464, 1990493, 1993784, 1993786, 1993796, 1993801, 1993802, 1993804, 1993805, 1993808, 1993810, 1993812, 1993814, 1993822, 1993833, 1993835, 1993924, 1993933, 1993941, 1993944, 1993945, 1993980, 1993998, 8200396, 8200529, 8200957		10,6 x 36,6 x 25,0	

APPLICATION

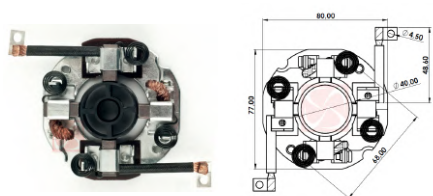
CASE TRATOR 180 **CATERPILLAR** CAMINHÃO DE MINERAÇÃO (FORA DE ESTRADA) 776, CAMINHÃO DE MINERAÇÃO (FORA DE ESTRADA) 776B, CAMINHÃO DE MINERAÇÃO (FORA DE ESTRADA) 777, CAMINHÃO DE MINERAÇÃO (FORA DE ESTRADA) 777B, COMPACTADOR DE ATERRIO 826C, COMPACTADOR DE SOLO 825C, ESCAVADEIRA 215, ESCAVADEIRA 215C, ESCAVADEIRA 219, ESCAVADEIRA 225, ESCAVADEIRA 225B, ESCAVADEIRA 227, ESCAVADEIRA 229, ESCAVADEIRA 235, ESCAVADEIRA 235B, ESCAVADEIRA 245, ESCAVADEIRA 245D, MOTONIVELADORA 112F, MOTONIVELADORA 120, MOTONIVELADORA 120G, MOTONIVELADORA 120M, MOTONIVELADORA 120F, MOTONIVELADORA 12G, MOTONIVELADORA 130G, MOTONIVELADORA 140, MOTONIVELADORA 140G, MOTONIVELADORA 14E, MOTONIVELADORA 14G, MOTONIVELADORA 16G, MOTONIVELADORA 180M, MOTOR 1670, MOTOR 1673, MOTOR 3304, MOTOR 3306, MOTOR 3406, MOTOR 3408, MOTOR 3412, MOTOR 3508, MOTOR 3512, MOTOR 3516, MOTOR MARÍTIMO 3208, PÁ CARREGADEIRA 910, PÁ CARREGADEIRA 916, PÁ CARREGADEIRA 920, PÁ CARREGADEIRA 926, PÁ CARREGADEIRA 926E, PÁ CARREGADEIRA 930, PÁ CARREGADEIRA 936, PÁ CARREGADEIRA 936E, PÁ CARREGADEIRA 941, PÁ CARREGADEIRA 950, PÁ CARREGADEIRA 950B, PÁ CARREGADEIRA 950E, PÁ CARREGADEIRA 966, PÁ CARREGADEIRA 966C, PÁ CARREGADEIRA 966D, PÁ CARREGADEIRA 966E, PÁ CARREGADEIRA 980, PÁ CARREGADEIRA 980B, PÁ CARREGADEIRA 980C, PÁ CARREGADEIRA 980F, RASPADOR (SCRAPER) 615, RASPADOR (SCRAPER) 615C, RASPADOR (SCRAPER) 621, RASPADOR (SCRAPER) 621B,

BRUSH-HOLDERS

STARTER MOTORS



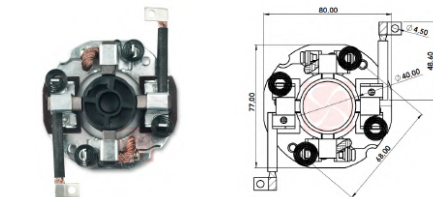
RASPADOR (SCRAPER) 621E, RASPADOR (SCRAPER) 623B, RASPADOR (SCRAPER) 623E, RASPADOR (SCRAPER) 627, RASPADOR (SCRAPER) 627B, RASPADOR (SCRAPER) 627E, RASPADOR (SCRAPER) 637D, RASPADOR (SCRAPER) 637E, REMOVEDORA DE ÁRVORES FB227, SKIDDER FLORESTAL 508, SKIDDER FLORESTAL 518, SKIDDER FLORESTAL 528, TRATOR 814, TRATOR 814C, TRATOR 815, TRATOR 815B, TRATOR 816, TRATOR 816B, TRATOR 824, TRATOR 824C, TRATOR DE ESTEIRAS 951C, TRATOR DE ESTEIRAS 955K, TRATOR DE ESTEIRAS 955L, TRATOR DE ESTEIRAS 963, TRATOR DE ESTEIRAS 963B, TRATOR DE ESTEIRAS 973, TRATOR DE ESTEIRAS 977K, TRATOR DE ESTEIRAS 977L, TRATOR DE ESTEIRAS 983B **CLARK** EMPILHADERA 110, EMPILHADERA 110III, EMPILHADERA 110III-H, EMPILHADERA 180III, EMPILHADERA 210I, EMPILHADERA 210III, EMPILHADERA 210III-H, EMPILHADERA 280, EMPILHADERA 280III, EMPILHADERA 280III-A **CUMMINS** MOTOR L10 6 CIL. 8.3L, MOTOR L14 6 CIL. 8.3L **FIAT-ALLIS** PÁ CARREGADEIRA FW160, PÁ CARREGADEIRA FW170, PÁ CARREGADEIRA FW200 **TEREX** CAMINHÃO DE MINERAÇÃO (FORA DE ESTRADA) 33-05, EMPILHADERA 78SH, PÁ CARREGADEIRA 72-21, PÁ CARREGADEIRA 72-21AA, PÁ CARREGADEIRA 72-31, PÁ CARREGADEIRA 72-31AA, PÁ CARREGADEIRA 72-31B, PÁ CARREGADEIRA 72-31F, PÁ CARREGADEIRA 72-31M, PÁ CARREGADEIRA 72-41, PÁ CARREGADEIRA 72-41AA, PÁ CARREGADEIRA 72-51, PÁ CARREGADEIRA 72-51BA, PÁ CARREGADEIRA 72-61, PÁ CARREGADEIRA 72-61AA, PÁ CARREGADEIRA 72-71, RASPADOR (SCRAPER) S23E, RASPADOR (SCRAPER) TS14, RASPADOR (SCRAPER) TS14 **TEREX**: RASPADOR (SCRAPER) TS18, RASPADOR (SCRAPER) TS24, RASPADOR (SCRAPER) TS24A, RASPADOR (SCRAPER) TS32, TRATOR DE ESTEIRAS 82-20, TRATOR DE ESTEIRAS 82-30, TRATOR DE ESTEIRAS 82-30B, TRATOR DE ESTEIRAS 82-30FA, TRATOR DE ESTEIRAS 82-30FAM, TRATOR DE ESTEIRAS 82-30FAT, TRATOR DE ESTEIRAS 82-30G, TRATOR DE ESTEIRAS 82-30GA, TRATOR DE ESTEIRAS 82-40, TRATOR DE ESTEIRAS 82-40CA, TRATOR DE ESTEIRAS 82-40FAT, TRATOR DE ESTEIRAS 82-80, TRATOR DE ESTEIRAS 82-80A



CODE	OEM	MOTOR TYPE	OEM N°
A-133-12V	DELCO-REMY	28MT	10456456,10457603
MOTOR N°			BRUSHES DIMENSIONS
10479621, 10479630, 10479634, 10479637, 10479643, 10479644, 10479645, 10479648, 10479651, 1113276			8,0 x 25,0 x 19,5

APPLICATION

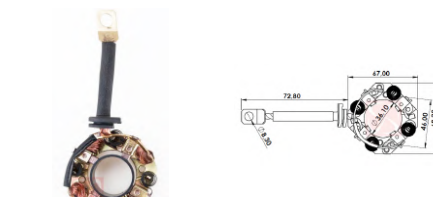
ASIA MOTORS BESTA **CASE** RETROSCAVADEIRA 580 L, RETROSCAVADEIRA 580 L SE **CUMMINS** MOTOR 4B 3.9L, MOTOR 4BT 3.9L, MOTOR 6B 5.9L, MOTOR 6BT 5.9L, MOTOR 6BTAA 5.9L **FIAT-ALLIS** PÁ CARREGADEIRA FR12 **FORD** CAMINHÕES F12000 C/ MOTOR CUMMINS, CAMINHÕES F14000 C/ MOTOR CUMMINS **JOHN DEERE** TRATOR 1420 C/ MOTOR 3 CIL, TRATOR 1420 C/ MOTOR 4 CIL, TRATOR 2140, TRATOR 2330 C/ MOTOR 3 CIL, TRATOR 2330 C/ MOTOR 4 CIL, TRATOR 2420 C/ MOTOR 3 CIL, TRATOR 2420 C/ MOTOR 4 CIL, TRATOR 2530 C/ MOTOR 3 CIL, TRATOR 2530 C/ MOTOR 4 CIL, TRATOR 2730 C/ MOTOR 3 CIL, TRATOR 2730 C/ MOTOR 4 CIL, TRATOR 2850, TRATOR 3140, TRATOR 3350, TRATOR 3420 C/ MOTOR 6 CIL, TRATOR 3530 C/ MOTOR 6 CIL, TRATOR 3540, TRATOR 3550, TRATOR 4420 C/ MOTOR 6 CIL, TRATOR 4530 C/ MOTOR 6 CIL, TRATOR 5010 C/ MOTOR 4.5L 4 CIL, TRATOR 5600 C/ MOTOR 3.9L 4 CIL, TRATOR 5700 C/ MOTOR 3.9L 4 CIL, TRATOR 627 C/ MOTOR 6 CIL, TRATOR 6300 C/ MOTOR 3.9L 4 CIL, TRATOR 6600 C/ MOTOR 5.9L 6 CIL, TRATOR 727 C/ MOTOR 6 CIL **MERCEDES-BENZ** CAMINHÕES 1418 R, CAMINHÕES 1620 L, CAMINHÕES 1720, CAMINHÕES 1720 K, CAMINHÕES 710, CAMINHÕES 712 E, ÔNIBUS O712, ÔNIBUS O812, ÔNIBUS O814, SPRINTER 180, SPRINTER 7T - 709 SPRINTER 9T - 912 **MÜLLER** ROLO COMPACTADOR DTV140, TRATOR TM14



CODE	OEM	MOTOR TYPE	OEM N°
A-134-24V	DELCO-REMY	28MT	10483823,10456456,10457627,10457653
MOTOR N°			BRUSHES DIMENSIONS
10479605, 10479623, 10479626, 10479629, 10479650, 10479652, 10479654, 10479655, 1113277, 1113291, A0051512201, A0051517601			8,0 x 25,0 x 19,5

APPLICATION

ASIA MOTORS BESTA **CASE** MÁQUINAS DIVERSAS **CUMMINS** MOTORES **FIAT-ALLIS** MOTONIVELADORA FG140.2 **KOMATSU** ESCAVADEIRA PC200 C/ MOTOR CUMMINS 4B 3.9L, ESCAVADEIRA PC200 C/ MOTOR CUMMINS 4BT 3.9L, ESCAVADEIRA PC200 C/ MOTOR CUMMINS 6B 5.9L, ESCAVADEIRA PC200 C/ MOTOR CUMMINS 6BTAA 5.9L, ESCAVADEIRA PC200C/ MOTOR CUMMINS 6BT 5.9L **MERCEDES-BENZ** CAMINHÕES 1215, CAMINHÕES 1218 EL, CAMINHÕES 1218 L, CAMINHÕES 1318 L, CAMINHÕES 1418 EL, CAMINHÕES 1418 L, CAMINHÕES 1419, CAMINHÕES 1620 L, CAMINHÕES 1718, CAMINHÕES 1719, CAMINHÕES 1725, CAMINHÕES 1726, CAMINHÕES 1726 4X4, CAMINHÕES 1729 S, CAMINHÕES 2423, CAMINHÕES 2423 B, CAMINHÕES 2423 K, CAMINHÕES 2426 6X2, CAMINHÕES 2428, CAMINHÕES 2429 6X2, CAMINHÕES 712 C, CAMINHÕES 714 C, CAMINHÕES 715, CAMINHÕES 915 C, CAMINHÕES ACCO 1016, CAMINHÕES ACCO 815 CAMINHÕES ATEGO 1315, CAMINHÕES ATEGO 1418, CAMINHÕES ATEGO 1518, CAMINHÕES ATEGO 1718, CAMINHÕES ATEGO 1725, CAMINHÕES ATEGO 2425, CAMINHÕES ATRON 1319, CAMINHÕES ATRON 2324, CAMINHÕES ATRON 2729 B (BETONEIRA), CAMINHÕES ATRON 2729 K (BASCULANTE), CAMINHÕES ATRON 2729 P 6X4 (PLATAFORMA), CAMINHÕES AXOR 1933, CAMINHÕES AXOR 2533 CAMINHÕES AXOR 2826, CAMINHÕES AXOR 2828, CAMINHÕES AXOR 2831, CAMINHÕES AXOR 2831 B (BETONEIRA), CAMINHÕES AXOR 2831 K (BASCULANTE), CAMINHÕES AXOR 2831 P (PLATAFORMA), ÔNIBUS 1632, ÔNIBUS O500 M, ÔNIBUS O500 R, ÔNIBUS O500 U, ÔNIBUS OF1417, ÔNIBUS OF1418, ÔNIBUS OF1518, ÔNIBUS OF1519, ÔNIBUS OF1720 A, ÔNIBUS OF1721, ÔNIBUS OF1722, ÔNIBUS OF1724, ÔNIBUS OH1420, ÔNIBUS OHL1621, ÔNIBUS OHL1623



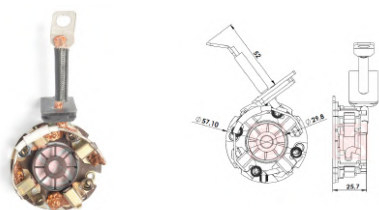
CODE	OEM	MOTOR TYPE	OEM N°
A-148-12V	DELCO-REMY	PG260MQ/PMGR	10475602,77364762,361592F000
MOTOR N°			BRUSHES DIMENSIONS
361004A150, 8000017, 8000032, 8000534, 9000786, 9000798, 9000804, 9000805, 9000806, 9000812, 9000819, 9000820, 9000821, 9000822, 9000827, 9000834, 9000835, 9000844, 9000850, 9000851, 9000853, 9000860, 9000861, 9000862, 9000863, 9000864, 9000866, 9000867, 9000899, 9000900, 9000936, 9000952, 96843574			6,0 x 19,0 x 16,0

APPLICATION

CASE MINI TRATOR **CITROËN** JUMPER 2.8 HDI **FIAT** DUCATO 2.3 JTD, DUCATO 3.0 JTD **GM** BLAZER GOM MOTOR VORTEX 4.3L V6, CAPTIVA 2.0 VCDI, CORVETTE 2.8, CRUZE 2.0 CDI, MALIBU 2.4, MONTE CARLO 3.4, S10 C/ MOTOR VORTEX V6 4.3L, S10 COM MOTOR VORTEX V6 4.3L, SILVERADO **HYUNDAI** HR **KIA** MOHAVE 3.0, MOHAVE 3.8 **OPEL** ASTRA 2.2 16V, SIGNUM 2.0 TURBO, SPEEDSTER 2.2i 16V, VECTRA 2.2, ZAFIRA 2.2 **PEUGEOT** BOXER 2.8 HDI **PONTIAC** GRAND AM 2.4, SUNFIRE 2.4 **SAAB** 9-3 2.0

BRUSH-HOLDERS

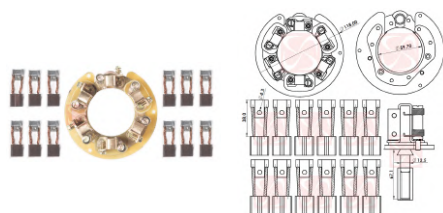
STARTER MOTORS



CODE	OEM	MOTOR TYPE	OEM Nº
A-149-12V	DELCO-REMY	PG260	10452368,10504488,55576980,55556082,8030387
MOTOR Nº			BRUSHES DIMENSIONS
8000090, 8000158, 8000159, 8000188, 9000844, 9000890, 9000891, 9000893, 9000948, 9000978, 9000981			5,0 x 15,0 x 13,0

APPLICATION

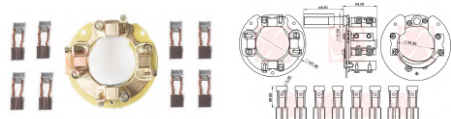
CHEVROLET-GM A•GILE 1.4 2010 EM DIANTE, A•GILE 1.6 2010 EM DIANTE, A•GILE 1.8 2010 EM DIANTE, ASTRA, BLAZER, CELTA, COBALT, CORSA, CORSA CLASSIC, CRUZE, MERIVA, MONTANA, MONZA, PICK-UP CORSA, S-10, SONIC, SPIN, TRACKER, VECTRA 2.2, VECTRA 2.4, ZAFIRA 1.8 16V, ZAFIRA 1.8 8V, ZAFIRA 2.0 16V SOCH, ZAFIRA 2.0 8V **DAEWOO** CADILLAC, ESPERO 2.0 L, OPTRA 1.4 L, OPTRA 1.8 L ÁLCOOL, OPTRA 1.8 L FLEX, OPTRA 1.8 L GASOLINA **DIVERSAS** ISUZU, OLDSMOBILE **FIAT** DOBLO, IDEA C/ MOTOR FIRE 1.0 16V, IDEA C/ MOTOR FIRE 1.0 8V, IDEA C/ MOTOR FIRE 1.3 16V, IDEA C/ MOTOR FIRE 1.3 8V, IDEA C/ MOTOR FIRE 1.4 16V, IDEA C/ MOTOR FIRE 1.4 8V, IDEA C/ MOTOR FIRE 1.8 16V, IDEA C/ MOTOR FIRE 1.8 8V, PALIO, PALIO WEEKEND, PUNTO, SIENA STILO, STRADA, UNO **HYUNDAI** AZERA (GRANDEUR) 3.3, AZERA (GRANDEUR) 3.8, ENTOURAGE 3.8, IX55 (VERACRUZ) 3.8 **PEUGEOT** 206 1.9 DIESEL, 307 2.0 DIESEL, BERLINGO 1.9 DIESEL, PARTNER 1.9 DIESEL



CODE	OEM	MOTOR TYPE	OEM Nº
A-167-24V	DELCO-REMY	50MT	1945849,1967354
MOTOR Nº			BRUSHES DIMENSIONS
10461731, 10478827, 10478828, 10478829, 10478830, 1109795, 1109797, 1109799, 1990285, 1990286, 1990288			8,0 x 19,0 x 19,0

APPLICATION

CATERPILLAR CAMINHÃO DE MINERAÇÃO 768B, CAMINHÃO DE MINERAÇÃO 768C, CAMINHÃO DE MINERAÇÃO 769B, CAMINHÃO DE MINERAÇÃO 769C, CAMINHÃO DE MINERAÇÃO 772, CAMINHÃO DE MINERAÇÃO 772B, CAMINHÃO DE MINERAÇÃO 773, CAMINHÃO DE MINERAÇÃO 773B, COMPACTADOR DE ATERRO 826C, COMPACTADOR DE SOLO 825C, ESCAVADEIRA 245, ESCAVADEIRA 346, MOTOR MARÍTIMO D343, PÁ CARREGADEIRA 983B, PÁ CARREGADEIRA 988, PÁ CARREGADEIRA 988B, PÁ CARREGADEIRA 992, PÁ CARREGADEIRA 992B, PÁ CARREGADEIRA 992C, RASPADOR (SCRAPER) 631D, RASPADOR (SCRAPER) 633D, RASPADOR (SCRAPER) 641B, RASPADOR (SCRAPER) 651B, RASPADOR (SCRAPER) 657B, RASPADOR (SCRAPER) 660B, RASPADOR (SCRAPER) 666B TRATOR 824C, TRATOR 834B, TRATOR D8 **CLARK** 275K, 310, 310III, 310IIH, 330IIH, 380, 380-2II, 380C-480, 380III, 380IIIA, 410, 475B, 475III, 675, 675B **CUMMINS** SÉRIE K **DIVERSAS** LOCOMOTIVA C/ MOTOR A DIESEL V16, LOCOMOTIVA C/ MOTOR A DIESEL V20 **INGERSOLL RAND** DL 1200



CODE	OEM	MOTOR TYPE	OEM Nº
A-168-24V	DELCO-REMY	40MT	1948515,1945517
MOTOR Nº			BRUSHES DIMENSIONS
10461047, 1109827, 1113386, 1113472, 1113477, 1113483, 1113485, 1113487, 1113539, 1113540, 1113542, 1113544, 1113583, 1113585, 1113818, 1113820, 1113824, 1113825, 1113827, 1113830, 1113831, 1113832, 1113840, 1113842, 1113845, 1113846, 1113847, 1113849, 1113850, 1113851, 1113852, 1113853, 1113855, 1113856, 1113857, 1113858, 1113859, 1113860, 1113864, 1113865, 1113866, 1113867, 1113868, 1113870, 1113871, 1113872, 1113873, 1113874, 1113875, 1113876, 1113877, 1113878, 1113879, 1113880, 1113881, 1113882, 1113883, 1113884, 1113887, 1113888, 1113889, 1113892, 1113893, 1113895, 1113898, 1113899, 1113900, 1113902, 1113905, 1113906, 1113907, 1113908, 1113909, 1113910, 1113911, 1113914, 1113915, 1113916, 1113917, 1113918, 1113920, 1113921, 1113923, 1113924, 1113926, 1113927, 1113928, 1113931, 1113934, 1113935, 1113936, 1113937, 1113938, 1113939, 1113940, 1113941, 1113942, 1113944, 1113945, 1113947, 1113948, 1113949, 1113950, 1113951, 1113952, 1113953, 1113954, 1113955, 1113956, 1113957, 1113958, 1113959, 1113960, 1113961, 1113962, 1113963, 1113964, 1113965, 1113966, 1113967, 1113968, 1113969, 1113970, 1113971, 1113972, 1113973, 1113974, 1113975, 1113976, 1113977, 1113978, 1113979, 1113980, 1113981, 1113982, 1113983, 1113984, 1113986, 1113988, 1113990, 1113991, 1113992, 1113993, 1113994, 1113995, 1113997, 1113998, 1113999, 1114047, 1114051, 1114052, 1114054, 1114055, 1114056, 1114057, 1114061, 1114069, 1114070, 1114071, 1114073, 1114077, 1114078, 1114079, 1114080, 1114081, 1114082, 1114083, 1114084, 1114085, 1114092, 1114094, 1114095, 1114096, 1114097, 1114099, 1114101, 1114105, 1114107, 1114112, 1114114, 1114116, 1114117, 1114121, 1114122, 1114135, 1114137, 1114139, 1114142, 1114146, 1114154, 1114166, 1114168, 1114173, 1114178, 1114179, 1114180, 1114182, 1114183, 1114185, 1114186, 1114187, 1114189, 1114191, 1114196, 1114197, 1114657, 1114660, 1114666, 1114668, 1114701,			9,5 x 19,0 x 19,0

BRUSH-HOLDERS

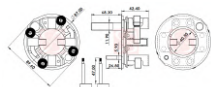

STARTER MOTORS



1114706, 1114707, 1114710, 1114711, 1114712, 1114715,
1114718, 1114719, 1114727, 1114728, 1114729, 1114730,
1114735, 1114737, 1114738, 1114739, 1114740, 1114741,
1114742, 1114743, 1114749, 1114750, 1114755, 1114756,
1114758, 1114759, 1114760, 1114762, 1114763, 1114767,
1114769, 1114772, 1114774, 1114776, 1114777, 1114779,
1114781, 1114782, 1114783, 1114784, 1114785, 1114786,
1114789, 1114790, 1114792, 1114793, 1114917, 1114987,
1114989, 1990202, 1990205, 1990210, 1990213, 1990214,
1990216, 1990297, 1993704

APPLICATION

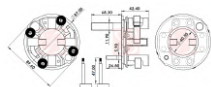
DIVERSAS CASE, CATERPILLAR, CUMMINS, FIAT-ALLIS, JOHN DEERE **VOLVO** CAMINHÕES F10, CAMINHÕES F12, CAMINHÕES F80, CAMINHÕES FL10, CAMINHÕES FM10, ÔNIBUS B12



CODE	OEM	MOTOR TYPE	OEM Nº
A-181-12V	DELCO-REMY	39MT	10527544
MOTOR Nº			BRUSHES DIMENSIONS
19011513, 19011519, 19011521, 8200040, 8200050, 8200081, 8200090, 8200287, 8200288, 8200289, 8200290, 8200291, 8200308, 8200329, 8200360, 8200390, 8200417, 8200433, 8200434, 8200468, 8200469, 8200470, 8300057			9,5 x 32,0 x 22,5

APPLICATION

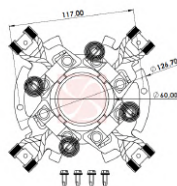

CUMMINS 3103915, DDC 60 SERIES, ISM, ISX, N14 **FREIGHTLINER** C/ MOTOR CAT ACERT, C/ MOTOR CAT C10, C/ MOTOR CAT C11, C/ MOTOR CAT C12, C/ MOTOR CAT C13, C/ MOTOR CAT C15
INTERNATIONAL MAXXFORCE 11, MAXXFORCE 13 **MACK** C/ MOTOR E-7, C/ MOTOR MP7/ 8. **VOLVO** C/ MOTOR 12, C/ MOTOR 13, C/ MOTOR 16, C/ MOTOR D11, VHD200, VHD300, VHD430,
VHD630, VHD670, VHD730, VHD780, VN300, VN430, VN630, VN670, VN730, VN780



CODE	OEM	MOTOR TYPE	OEM Nº
A-182-24V	DELCO-REMY	39MT	10527543
MOTOR Nº			BRUSHES DIMENSIONS
19011507, 19011509, 19011511, 19011512, 19011522, 19011523, 19011524, 19011527, 19011529, 8200032, 8200034, 8200039, 8200040, 8200041, 8200101, 8200201, 8200431, 8200465, 8200519, 8200699, 8200719			9,5 x 32,0 x 22,5

APPLICATION

CNH COLHEITADEIRA DE CANA A7000 C/ MOTOR CUMMINS, COLHEITADEIRA DE CANA A7700 C/ MOTOR CUMMINS **CUMMINS** 3102920, 3103914 **FIAT-ALLIS** GRADER FG170, GRADER FG170.2
GRADER FG200, GRADER FG200.2, MAT TRATOR FC170 **TEREX** EMPILHADERA, FORKLIFT GEP 23



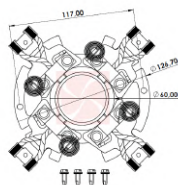

CODE	OEM	MOTOR TYPE	OEM Nº
A-184-12V	DELCO-REMY	37MT/41MT	10468705(37MT), 10468891(41MT)
MOTOR Nº			BRUSHES DIMENSIONS
10461169, 10461171, 10461227, 10461275, 10461718, 10478812, 10478818, 10478825, 10478890, 10478999, 10479035, 10479109, 10479187, 10479283, 1993874, 1993963, 1993964, 19939969, 8200107, 8200251, 8300038			9,6 x 28,6 x 26,6

APPLICATION

CATERPILLAR COLHEITADEIRA MT 875, EMPILHADERA V30 COM MOTOR 37MT, EMPILHADERA V40 COM MOTOR 37MT, EMPILHADERA V41 COM MOTOR 37MT, EMPILHADERA V50 COM MOTOR
37MT, EMPILHADERA V51 COM MOTOR 37MT, EMPILHADERA V60 COM MOTOR 37MT **DIVERSAS** AGCO **MASSEY FERGUNSON** TRATOR 2360 COM MOTOR CUMMINS **TEREX** MÁQUINAS
DIVERSAS

BRUSH-HOLDERS

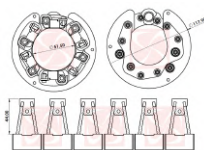

STARTER MOTORS



CODE	OEM	MOTOR TYPE	OEM Nº
A-185-24V	DELCO-REMY	41MT	10470208,10453807,10500113
MOTOR Nº		BRUSHES DIMENSIONS	
10478898, 10479024, 1993966, 8200155, 8200178		9,6 x 28,6 x 26,6	

APPLICATION

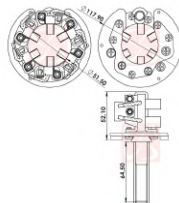

CATERPILLAR TRATOR DE ESTEIRAS D6M **CUMMINS** MOTOR ISM, MOTOR ISX **MERCEDES-BENZ** PLATAFORMA 0400 RSD ANO DE 2004 ATÉ 2009, PLATAFORMA 400 SER 2004 ATÉ 2009



CODE	OEM	MOTOR TYPE	OEM Nº
A-188-24V	DELCO-REMY	50MT	1984974,1985065
MOTOR Nº		BRUSHES DIMENSIONS	
10461088, 10461105, 10461150, 10461156, 10461381, 10461400, 10461407, 10461499, 10461746, 10461747, 10461748, 10465600, 10465603, 10478822, 10478823, 10478846, 10478847, 10478850, 10478851, 10478852, 10478853, 10478855, 10478856, 10478861, 10478862, 10478863, 10478864, 10478865, 10478866, 10478873, 10478874, 10478878, 10478880, 10478882, 10478883, 10478884, 10478887, 10478888, 10478889, 10478899, 10478901, 10478903, 10478905, 10478907, 10478908, 10478909, 10478911, 10478912, 10479075, 10479088, 10479126, 10479144, 10479145, 10479152, 10479153, 10479218, 10479222, 10479270, 10479272, 10479296, 10479327, 10479333, 10479335, 10479339, 10479340, 10479342, 10479343, 10479345, 10479346, 10479368, 1990227, 1990228, 1990229, 1990231, 1990232, 1990233, 1990235, 1990236, 1990240, 1990241, 1990243, 1990244, 1990247, 1990249, 1990262, 1990263, 1990264, 1990267, 1990268, 1990269, 1990270, 1990272, 1990276, 1990291, 1993739, 1993753, 1993781, 1993825, 1993839, 1993840, 1993841, 1993847, 1993860, 1993922, 1993927, 1993989, 8200035, 8200098, 8200108, 8200206, 8200207, 8200209, 8200259, 8200388, 8200407, 8200480, 8200481, 8200496, 8200528, 8200531, 8200532, 8200533, 8200534, 8200535, 8200536, 8200537, 8200540, 8200541, 8200542, 8200573, 8200574, 8200575, 8200577, 8200590, 8200592, 8200598, 8200797, 8200798, 8200812, 8200831, 8201092, 8201093, 8201094, 8201153, 9000794, 9000871		8,0 x 38,0 x 21,5	

APPLICATION

CATERPILLAR ASSENTADOR DE TUBOS 583K, ASSENTADOR DE TUBOS 589, ASSENTADOR DE TUBOS 591, ASSENTADOR DE TUBOS 594H, CAMINHÃO DE MINERAÇÃO 730 CEJ, CAMINHÃO DE MINERAÇÃO 768B, CAMINHÃO DE MINERAÇÃO 768C, CAMINHÃO DE MINERAÇÃO 769B, CAMINHÃO DE MINERAÇÃO 769C, CAMINHÃO DE MINERAÇÃO 772, CAMINHÃO DE MINERAÇÃO 772B, CAMINHÃO DE MINERAÇÃO 773, CAMINHÃO DE MINERAÇÃO 773B, CAMINHÃO DE MINERAÇÃO 776B, CAMINHÃO DE MINERAÇÃO 777B, COMPACTADOR DE ATERRO 826C, COMPACTADOR DE SOLO 825C, ESCAVADEIRA 245, ESCAVADEIRA 345CLRE, ESCAVADEIRA 345DL, ESCAVADEIRA 346, ESCAVADEIRA 349D2, ESCAVADEIRA 349D2L, ESCAVADEIRA 349DL, MOTONIVELADORA 14M, MOTONIVELADORA 16M, MOTOR MARÍTIMO D343, PÁ CARREGADEIRA 966H, PÁ CARREGADEIRA 972H, PÁ CARREGADEIRA 983B, PÁ CARREGADEIRA 988, PÁ CARREGADEIRA 988B, PÁ CARREGADEIRA 992, PÁ CARREGADEIRA 992B, PÁ CARREGADEIRA 992C, RASPADOR (SCRAPER) 621K, RASPADOR (SCRAPER) 623K, RASPADOR (SCRAPER) 627K, RASPADOR (SCRAPER) 631D, RASPADOR (SCRAPER) 633D, RASPADOR (SCRAPER) 641B, RASPADOR (SCRAPER) 651B, RASPADOR (SCRAPER) 657B, RASPADOR (SCRAPER) 660B, RASPADOR (SCRAPER) 666B, RECUPERADORA DE RODOVIAS RM300, TRATOR 824C, TRATOR 834B, TRATOR DE ESTEIRAS D10, TRATOR DE ESTEIRAS D10N, TRATOR DE ESTEIRAS D8L, TRATOR DE ESTEIRAS D9L, TRATOR DE ESTEIRAS D9N **CLARK** 275K, 310, 310III, 310IIII, 380, 380-2III, 380C-480, 380III, 380IIIA, 410, 475B, 475III, 675, 675B **CUMMINS** MOTOR QSK78, SERIE K **INGERSOLL RAND** DL 1200 **KOMATSU** CAMINHÃO DE MINERAÇÃO 930E4



CODE	OEM	MOTOR TYPE	OEM Nº
A-189-12V	DELCO-REMY	50MT	
MOTOR Nº		BRUSHES DIMENSIONS	
10461056, 10461129, 10461191, 10461731, 10461738, 10461741, 10478813, 10478877, 10478881, 10478906, 10478910, 10478917, 10479201, 10479297, 10479309, 10479328, 10479336, 10479338, 10479341, 10479352, 10479382, 1109554, 1990261, 1990277, 1993859		8,0 x 38,0 x 21,5	

APPLICATION

CATERPILLAR MÁQUINAS DIVERSAS **DIVERSAS** CHEVROLET-GM, CUMMINS, FORD, FREIGHTLINER, GMC HEAVY DUTY, KENWORTH, PETERBILT, VOLVO, WESTERN STAR

BRUSH-HOLDERS STARTER MOTORS



CODE	OEM	MOTOR TYPE	OEM Nº
A-190-24V	DELCO-REMY	38MT	10528064,
MOTOR Nº		BRUSHES DIMENSIONS	
8200053, 8200072, 8200078, 8200242, 8200486, 8200733, 8201050		9,5 x 28,0 x 22,0	

APPLICATION

CASE COLHEITADEIRA DE CANA A8000, COLHEITADEIRA DE CANA A8800 **FORD** CAMINHÃO CARGO 1932 COM MOTOR CUMMINS 8.3L, CAMINHÃO CARGO 2632 COM MOTOR CUMMINS 8.3L, CAMINHÃO CARGO 2932 COM MOTOR CUMMINS 8.3L, CAMINHÃO CARGO 4532 COM MOTOR CUMMINS 8.3L, CAMINHÃO CARGO 5032 COM MOTOR CUMMINS 8.3L **JAC** CAMINHÃO HFC4253 **RANDON** CAMINHÃO DE MINERAÇÃO RK430B, CAMINHÃO DE MINERAÇÃO RK430M, CAMINHÃO DE MINERAÇÃO RK628C, CAMINHÃO DE MINERAÇÃO RK628CF, CAMINHÃO DE MINERAÇÃO RK628CR **SCANIA** CAMINHÃO P230, CAMINHÃO P270, CAMINHÃO P310, CAMINHÃO P340, CAMINHÃO P380, CAMINHÃO P420, CAMINHÃO P470, CAMINHÃO P480, CAMINHÃO R230, CAMINHÃO R270, CAMINHÃO R310, CAMINHÃO R340, CAMINHÃO R380, CAMINHÃO R420, CAMINHÃO R470, CAMINHÃO R480, CAMINHÃO T340, CAMINHÃO T380, CAMINHÃO T420, CAMINHÃO T470 **VOLKSWAGEN** 18.310 CONSTELLATION COM MOTOR CUMMINS ISC 8.3L, 18.310 TITAN TRACTOR COM MOTOR CUMMINS ISC 8.3L, 19.320 CONSTELLATION COM MOTOR CUMMINS ISC 8.3L, 19.320 TITAN TRACTOR COM MOTOR CUMMINS 6CTAA 8.3L, 19.370 COM MOTOR INTERNATIONAL 9.3L, 25.370 COM MOTOR INTERNATIONAL 9.3L, 31.320 CONSTELLATION COM MOTOR CUMMINS 8.3L, 31.320 TITAN TRACTOR COM MOTOR CUMMINS ISC 8.3L, 31.370 COM MOTOR INTERNATIONAL 9.3L, ÔNIBUS B17320 E COM MOTOR CUMMINS, ÔNIBUS B18320 EVO COM MOTOR CUMMINS, ÔNIBUS B19320 EOT, QUÉOPS COM MOTOR CUMMINS 8.3L, ÔNIBUS B19360 E COM MOTOR CUMMINS, ÔNIBUS B24320 E COM MOTOR CUMMINS, ÔNIBUS B25320 E COM MOTOR CUMMINS, ÔNIBUS B25370 E COM MOTOR CUMMINS, ÔNIBUS B25400 E COM MOTOR CUMMINS **VOLVO** CAMINHÕES FH12/380 6X2 P, LOTUS 3 EIXOS (C/ MOTOR VOLVO D12 DIESEL), CAMINHÕES FH12/420 4X2 TOP-CLASS (C/ MOTOR VOLVO D12 DIESEL), CAMINHÕES FH12/420 6X4 GLOBETROTTER (C/ MOTOR VOLVO D12 DIESEL), CAMINHÕES FM12/380 6X4 3 EIXOS (C/ MOTOR VOLVO D12 DIESEL), CAMINHÕES FM12/420 8X4 4 EIXOS (C/ MOTOR VOLVO D12 DIESEL), CAMINHÕES NH12/380 4X2 GLOBETROTTER (C/ MOTOR VOLVO D12 DIESEL), CAMINHÕES NH12/380 6X4 3 EIXOS (C/ MOTOR VOLVO D12 DIESEL)



CODE	OEM	MOTOR TYPE	OEM Nº
A-191-12V	DELCO-REMY	29MT	10527547
MOTOR Nº		BRUSHES DIMENSIONS	
19011400, 19011402, 19011403, 19011407, 8200003, 8200014, 8200103, 8200196, 8200295, 8200326, 8200331, 8200400, 8200478, 8200495, 8200511, 8200564, 8200826, 8200848, 8200849, 8200853, 8200854, 8200866, 8200875, 8200885, 8200887, 8200889, 8200890		8,0 x 25,0 x 18,0	

APPLICATION

AGRALE CAMINHÕES 1600, CAMINHÕES 4000, CAMINHÕES 5000, CAMINHÕES 6000, CAMINHÕES 7000, TRATOR 5065, TRATOR 5065.4 COMPACT, TRATOR 5075, TRATOR 5085, TRATOR BX100, TRATOR BX130, TRATOR BX4.100, TRATOR BX4.110, TRATOR BX4.130, TRATOR BX4.150, TRATOR BX4.90, TRATOR BX6.110, TRATOR BX6.150, TRATOR BX6.180 **ATLAS COPCO** COMPRESSOR DE AR XA56, COMPRESSOR DE AR XA76, COMPRESSOR DE AR XA77, COMPRESSOR DE AR XA97 **CASE** COLHEITADEIRA DE CAFÉ COFFEE EXPRESS 200 **FORD - CAMINHÕES** CARGO 1317E (4X2) COM MOTOR CUMMINS ELETRÔNICO ISB 4 CILINDROS, CARGO 1317E (4X2) COM MOTOR CUMMINS ELETRÔNICO ISB 6 CILINDROS, CARGO 1517E (4X2) COM MOTOR CUMMINS ELETRÔNICO ISB 4 CILINDROS, CARGO 1517E (4X2) COM MOTOR CUMMINS ELETRÔNICO ISB 6 CILINDROS, CARGO 1717E (4X2) COM MOTOR CUMMINS ELETRÔNICO ISB 4 CILINDROS, CARGO 1717E (4X2) COM MOTOR CUMMINS ELETRÔNICO ISB 6 CILINDROS, CARGO 1722E (4X2) COM MOTOR CUMMINS ELETRÔNICO ISB 4 CILINDROS, CARGO 1722E (4X2) COM MOTOR CUMMINS ELETRÔNICO ISB 6 CILINDROS, CARGO 2422E (6X2) COM MOTOR CUMMINS ELETRÔNICO ISB 4 CILINDROS, CARGO 2422E (6X2) COM MOTOR CUMMINS ELETRÔNICO ISB 6 CILINDROS, CARGO 2428E (6X2) COM MOTOR CUMMINS ELETRÔNICO ISB 4 CILINDROS, CARGO 2428E (6X2) COM MOTOR CUMMINS ELETRÔNICO ISB 6 CILINDROS, CARGO 2622E (6X4) COM MOTOR CUMMINS ELETRÔNICO ISB 4 CILINDROS, CARGO 2622E (6X4) COM MOTOR CUMMINS ELETRÔNICO ISB 6 CILINDROS, CARGO 2628E (6X4) COM MOTOR CUMMINS ELETRÔNICO ISB 4 CILINDROS, CARGO 2628E (6X4) COM MOTOR CUMMINS ELETRÔNICO ISB 6 CILINDROS, CARGO 815E (4X2) COM MOTOR CUMMINS ELETRÔNICO ISB 4 CILINDROS, CARGO 815E (4X2) COM MOTOR CUMMINS ELETRÔNICO ISB 6 CILINDROS **GM** D20 COM MOTOR MAXION S4 4 CIL. 4.1, SILVERADO COM MOTOR MAXION S4 4 CIL. 4.1 **MARCOPOLO** ÔNIBUS BOXER, ÔNIBUS TORINO, ÔNIBUS VOLARE V8, ÔNIBUS VOLARE W8, ÔNIBUS VOLARE W9 **MERCEDES-BENZ** CAMINHÕES 1418 R, CAMINHÕES 1620 L, CAMINHÕES 1720, CAMINHÕES 1720 K, CAMINHÕES 710, CAMINHÕES 712 E, ÔNIBUS O712, ÔNIBUS O812, ÔNIBUS O814



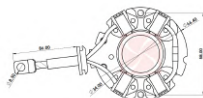
CODE	OEM	MOTOR TYPE	OEM Nº
A-192-24V	DELCO-REMY	29MT4,0Kw	10527548
MOTOR Nº		BRUSHES DIMENSIONS	
8200004, 8200054, 8200064, 8200065, 8200138, 8200231, 8200278, 8200292, 8200296, 8200297, 8200357, 8200386, 8200387, 8200474, 8200512, 8200521, 8200745, 8200776, 8200816, 8200850, 8200882, 8200884, 8200886, 8201097		8,0 x 25,0 x 18,0	

APPLICATION

AGRALE (CAMINHÕES) 10000 COM MOTOR MWM, 13000 COM MOTOR MWM, 14000 COM MOTOR MWM **AGRALE (ÔNIBUS)** MA10.0, MA12.0, MA15.0, MA9.2, MT15.0 LE **CASE** MOTONIVELADORA 845, PÁ CARREGADEIRA 521D, PÁ CARREGADEIRA 621D, PÁ CARREGADEIRA W130, PÁ CARREGADEIRA W20 **FIAT-ALLIS** MOTONIVELADORA FG140.2, PÁ CARREGADEIRA FR128, TRATOR DE ESTEIRAS 7D, TRATOR DE ESTEIRAS FD170 **MARCOPOLO (ÔNIBUS)** VOLARE V8 AGRALE, VOLARE W8 AGRALE, VOLARE W9 AGRALE **MERCEDES-BENZ (CAMINHÕES)** 1215 1218 EL, 1218 L, 1318 L, 1418 EL, 1418 L, 1419, 1620 L, 1621, 1718, 1719, 1720, 1725, 1726, 1726 4X4, 1729 S, 2423, 2423 B (BETONEIRA), 2423 K (BASCULANTE), 2426 6X2, 2428, 2429 6X2, 712 C, 714 C, 715, 914, 915 C, ACCELO 1016, ACCELO 815, ATEGO 1315, ATEGO 1418, ATEGO 1518, ATEGO 1718, ATEGO 1725, ATEGO 2425, ATRON 1319, ATRON 2324, ATRON 2729 B (BETONEIRA), ATRON 2729 K (BASCULANTE), ATRON 2729 P (PLATAFORMA) 6X4, AXOR 1933, AXOR 2533, AXOR 2826, AXOR 2828, AXOR 2831, AXOR 2831 B (BETONEIRA), AXOR 2831 K (BASCULANTE), AXOR 2831 P (PLATAFORMA) **MERCEDES-BENZ (ÔNIBUS)** O500 M, O500 R, O500 U, OF1417, OF1418, OF1518, OF1519, OF1721, OF1722, OF1724, OH1420, OH1621, OH1623 **NEW HOLLAND** MOTONIVELADORA RG140 **VOLKSWAGEN (CAMINHÕES)** 10150 E, 13180 E, 15190 E, 17230 EOD, 17230 V-TRONIC, 17250 E, 17260 EOD, 17260 V-TRONIC, 24250 E, 26260 E, 31260 E, 9150 E, CONSTELLATION 13180, CONSTELLATION 15180, CONSTELLATION 17260, DELIVERY 17210 EOD, DELIVERY 17230 EOD, DELIVERY 17230 V-TRONIC, DELIVERY 17260 EOD, DELIVERY 17260 V-TRONIC, DELIVERY 5150, DELIVERY 8150 ELETR PLUS, DELIVERY 8160, DELIVERY 9150 EOD, DELIVERY 9160, DELIVERY 15190 EOD **VOLKSWAGEN (ÔNIBUS)** B8150 FEB, B8150 ODC, B8150 ODM, B9150 ODC **VOLVO (CAMINHÕES)** VM210, VM220 4X2R, VM260, VM270 4X2R, VM270 6X2R, VM270 6X2R ATHOR, VM270 6X4R, VM310, VM330 4X2R, VM330 4X2T, VM330 6X2R, VM330 6X4R **VOLVO (ÔNIBUS)** B270 F

BRUSH-HOLDERS

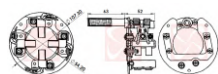
STARTER MOTORS



CODE	OEM	MOTOR TYPE	OEM Nº
A-193-12V	DELCO-REMY	PG260G	10453748
MOTOR Nº			BRUSHES DIMENSIONS
10465067, 10465298, 10465384, 10465459, 10465525, 19134005, 19136230, 8000039, 8000066, 8000073, 9000785, 9000791, 9000794, 9000795, 9000801, 9000802, 9000833, 9000839, 9000840, 9000846, 9000847, 9000859, 9000870, 9000871, 9000872, 9675379880, QDJ1236			5,0 x 16,0 x 13,0

APPLICATION

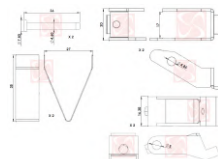
CHEVROLET-GM ASTRA, BLAZER, MONZA, S10 4CC 2.2, VECTRA, ZAFIRA **CITROEN** C4 LOUNGE **DAEWOO** ESPERO 1.8, ESPERO 2.0, LANOS, LEGANZA, LEMANS (CIELO), NEXIA, NUBIRA
OPEL CALIBRA 2.0i, FRONTERA 2.0i, VECTRA 1.6i, VECTRA 1.8i, VECTRA 2.0i **PEUGEOT** 308, 408



CODE	OEM	MOTOR TYPE	OEM Nº
A-220-12V	DELCO-REMY	40MT	1979387
MOTOR Nº			BRUSHES DIMENSIONS
1945960, 1948518, 1949611, 1967552, 1967553, 1979185, 1979494, 1979502			9,5 x 38,0 x 19,5

APPLICATION

DIVERSAS CATERPILLAR



CODE	OEM	MOTOR TYPE	OEM Nº
A-221-12V	DELCO-REMY	5MT/8MT/10MT/ 15MT/20MT/25MT/ 27MT/30MT/35MT/ SD300	732246348,1926617,1926618,1926622,1926648 1928015
MOTOR Nº			BRUSHES DIMENSIONS
10455049, 10455300, 10455301, 10455304, 10455305, 10455306, 10455308, 10455311, 10455312, 10455316, 10455332, 10455340, 10455343, 10455355, 10455600, 10455602, 10455603, 10496873, 10496874, 1107194, 1107196, 1107203, 1107204, 1107205, 1107209, 1107237, 1107242, 1107247, 1107248, 1107249, 1107259, 1107260, 1107268, 1107270, 1107282, 1107289, 1107292, 1107293, 1107294, 1107295, 1107298, 1107299, 1107301, 1107302, 1107306, 1107307, 1107308, 1107316, 1107320, 1107330, 1107334, 1107336, 1107340, 1107342, 1107348, 1107350, 1107355, 1107360, 1107363, 1107365, 1107367, 1107370, 1107371, 1107373, 1107374, 1107375, 1107376, 1107377, 1107378, 1107379, 1107385, 1107391, 1107396, 1107398, 1107399, 1107400, 1107496, 1107499, 1107594, 1107596, 1107626, 1107644, 1107648, 1107652, 1107655, 1107675, 1107681, 1107694, 1107704, 1107705, 1107709, 1107717, 1107734, 1107781, 1107785, 1107884, 1107888, 1107922, 1108195, 1108196, 1108197, 1108224, 1108225, 1108226, 1108278, 1108283, 1108289, 1108320, 1108327, 1108328, 1108329, 1108331, 1108335, 1108348, 1108349, 1108351, 1108353, 1108354, 1108357, 1108361, 1108363, 1108365, 1108366, 1108367, 1108371, 1108373, 1108375, 1108378, 1108380, 1108381, 1108382, 1108383, 1108386, 1108387, 1108388, 1108389, 1108391, 1108392, 1108393, 1108396, 1108400, 1108419, 1108420, 1108421, 1108422, 1108423, 1108427, 1108428, 1108429, 1108430, 1108434, 1108435, 1108436, 1108438, 1108439, 1108477, 1108500, 1108501, 1108502, 1108503, 1108504, 1108505, 1108506, 1108507, 1108508, 1108511, 1108512, 1108513, 1108516, 1108517, 1108519, 1108521, 1108523, 1108743, 1108744, 1108745, 1108746, 1108747, 1108748, 1108752, 1108753, 1108755, 1108756, 1108758, 1108759, 1108760, 1108762, 1108763, 1108765, 1108766, 1108768, 1108770, 1108771, 1108772, 1108773, 1108774, 1108776, 1108778, 1108779, 1108780, 1108781, 1108782, 1108789, 1108790, 1108791, 1108794, 1108796, 1108797, 1108798, 1109022, 1109024, 1109025, 1109026, 1109029, 1109033, 1109034, 1109036, 1109038, 1109041, 1109052, 1109055, 1109056, 1109057, 1109059,			0,0 x 0,0 x 0,0

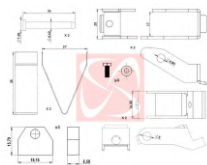
BRUSH-HOLDERS

STARTER MOTORS

1109061, 1109062, 1109063, 1109064, 1109065, 1109066,
1109068, 1109072, 1109075, 1109076, 1109081, 1109084,
1109085, 1109087, 1109088, 1109089, 1109090, 1109091,
1109092, 1109093, 1109094, 1109095, 1109098, 1109355,
1109357, 1109361, 1109363, 1109364, 1109365, 1109367,
1109368, 1109372, 1109385, 1109386, 1109412, 1109415,
1109416, 1109420, 1109422, 1109427, 1109429, 1109430,
1109431, 1109432, 1109434, 1109446, 1109482, 1109486,
1109487, 1109488, 1109489, 1109490, 1109597, 1814510,
1998210, 1998211, 1998212, 1998213, 1998215, 1998216,
1998217, 1998220, 1998221, 1998222, 1998223, 1998226,
1998227, 1998229, 1998234, 1998235, 1998236, 1998238,
1998241, 1998242, 1998243, 1998244, 1998247, 1998248,
1998253, 1998259, 1998260, 1998261, 1998263, 1998264,
1998265, 1998266, 1998267, 1998269, 1998270, 1998271,
1998274, 1998281, 1998285, 1998286, 1998295, 1998302,
1998305, 1998306, 1998313, 1998314, 1998317, 1998318,
1998396, 1998397, 1998400, 1998435, 1998436, 1998437,
1998438, 1998439, 1998440, 1998441, 1998443, 1998452,
1998467, 1998469, 1998470, 1998491, 1998499, 1998501,
1998516, 1998557, 1998558, 1998559, 1998560, 1998561,
1998562, 1998564, 1998565, 1998568, 1998570, 1998574,
1998576, 1998577, 1998579, 1998580, 1998583, 1998584,
1998588, 1998589, 1998590, 1998591, 1998596, 7322463,
94619622, 94646679

APPLICATION

OBSERVAÇÕES Kit reparo do pólo positivo. **AMC** VEÍCULOS DE 1959 ATÉ 1963 **BUICK** VEÍCULOS DE 1957 ATÉ 1963 **CHECKER CAB** 1964-1980 **CHEVROLET-GM** C-10, C-14, C-60 (GAS), CAMINHÕES DE 1955 ATÉ 1978, CARAVAN 2500 4CC, CARAVAN 4100 6CC 1969 ATÉ 1984, OPALA **CHRIS CRAFT** VEÍCULOS DE 1967 ATÉ 1978 **CRUSADER** VEÍCULOS DE 1961 ATÉ 1975 **DIVERSAS** ALLIS-CHALMERS, CADILLAC, FORD, HYSTER **GRAY MARINE** VEÍCULOS DE 1957 ATÉ 1967 **INTERNATIONAL** CAMINHÕES DE 1957 ATÉ 1979 **JEEP** VEÍCULOS DE 1961 ATÉ 1971 **JOHNSON-EVINRUDE** VEÍCULOS DE 1967 ATÉ 1978 **MERCURY** MOTORES DE 1971 ATÉ 1978 **OLDSMOBILE** VEÍCULOS DE 1957 ATÉ 1974 **PALMER** VEÍCULOS DE 1955 ATÉ 1963 **PONTIAC** VEÍCULOS DE 1956 ATÉ 1974 **STUDEBAKER** VEÍCULOS DE 1965 ATÉ 1966



CODE	OEM	MOTOR TYPE	OEM Nº
A-221-C-12V	DELCO-REMY	5MT/8MT/10MT/ 15MT/20MT/25MT/ 27MT/30MT/35MT/ SD300	732246348,1926617,1926618,1926622,1926648 1928015
MOTOR Nº			BRUSHES DIMENSIONS
10455049, 10455300, 10455301, 10455304, 10455305, 10455306, 10455308, 10455311, 10455312, 10455316, 10455332, 10455340, 10455343, 10455355, 10455600, 10455602, 10455603, 10496873, 10496874, 1107194, 1107196, 1107203, 1107204, 1107205, 1107209, 1107237, 1107242, 1107247, 1107248, 1107249, 1107259, 1107260, 1107268, 1107270, 1107282, 1107289, 1107292, 1107293, 1107294, 1107295, 1107298, 1107299, 1107301, 1107302, 1107306, 1107307, 1107308, 1107316, 1107320, 1107330, 1107334, 1107336, 1107340, 1107342, 1107348, 1107350, 1107355, 1107360, 1107363, 1107365, 1107367, 1107370, 1107371, 1107373, 1107374, 1107375, 1107376, 1107377, 1107378, 1107379, 1107385, 1107391, 1107396, 1107398, 1107399, 1107400, 1107496, 1107499, 1107594, 1107596, 1107626, 1107644, 1107648, 1107652, 1107655, 1107675, 1107681, 1107694, 1107704, 1107705, 1107709, 1107717, 1107734, 1107781, 1107785, 1107884, 1107888, 1107922, 1108195, 1108196, 1108197, 1108224, 1108225, 1108226, 1108278, 1108283, 1108289, 1108320, 1108327, 1108328, 1108329, 1108331, 1108335, 1108348, 1108349, 1108351, 1108353, 1108354, 1108357, 1108361, 1108363, 1108365, 1108366, 1108367, 1108371, 1108373, 1108375, 1108378, 1108380, 1108381, 1108382, 1108383, 1108386, 1108387, 1108388, 1108389, 1108391, 1108392, 1108393, 1108396, 1108400, 1108419, 1108420, 1108421, 1108422, 1108423, 1108427, 1108428, 1108429, 1108430, 1108434, 1108435, 1108436, 1108438, 1108439, 1108477, 1108500, 1108501, 1108502, 1108503, 1108504, 1108505, 1108506, 1108507, 1108508, 1108511, 1108512, 1108513, 1108516, 1108517, 1108519, 1108521, 1108523, 1108743, 1108744, 1108745, 1108746, 1108747, 1108748, 1108752, 1108753, 1108755, 1108756, 1108758, 1108759, 1108760, 1108762, 1108763, 1108765, 1108766, 1108768, 1108770, 1108771, 1108772, 1108773, 1108774, 1108776, 1108778, 1108779, 1108780, 1108781, 1108782, 1108789, 1108790, 1108791, 1108794, 1108796, 1108797, 1108798, 1109022, 1109024, 1109025, 1109026, 1109029, 1109033, 1109034, 1109036, 1109038,			6,3 x 19,1 x 16,0

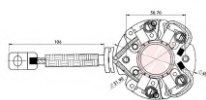
BRUSH-HOLDERS

STARTER MOTORS

1109041, 1109052, 1109055, 1109056, 1109057, 1109059,
1109061, 1109062, 1109063, 1109064, 1109065, 1109066,
1109068, 1109072, 1109075, 1109076, 1109081, 1109084,
1109085, 1109087, 1109088, 1109089, 1109090, 1109091,
1109092, 1109093, 1109094, 1109095, 1109098, 1109355,
1109357, 1109361, 1109363, 1109364, 1109365, 1109367,
1109368, 1109372, 1109385, 1109386, 1109412, 1109415,
1109416, 1109420, 1109422, 1109427, 1109429, 1109430,
1109431, 1109432, 1109434, 1109446, 1109482, 1109486,
1109487, 1109488, 1109489, 1109490, 1109597, 1814510,
1998210, 1998211, 1998212, 1998213, 1998215, 1998216,
1998217, 1998220, 1998221, 1998222, 1998223, 1998226,
1998227, 1998229, 1998234, 1998235, 1998236, 1998238,
1998241, 1998242, 1998243, 1998244, 1998247, 1998248,
1998253, 1998259, 1998260, 1998261, 1998263, 1998264,
1998265, 1998266, 1998267, 1998269, 1998270, 1998271,
1998274, 1998281, 1998285, 1998286, 1998295, 1998302,
1998305, 1998306, 1998313, 1998314, 1998317, 1998318,
1998396, 1998397, 1998400, 1998435, 1998436, 1998437,
1998438, 1998439, 1998440, 1998441, 1998443, 1998452,
1998467, 1998469, 1998470, 1998491, 1998499, 1998501,
1998516, 1998557, 1998558, 1998559, 1998560, 1998561,
1998562, 1998564, 1998565, 1998568, 1998570, 1998574,
1998576, 1998577, 1998579, 1998580, 1998583, 1998584,
1998588, 1998589, 1998590, 1998591, 1998596, 7322463,
732246348, 94619622, 94646679

APPLICATION

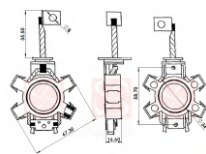
AMC VEÍCULOS DE 1959 ATÉ 1963 **BUICK** VEÍCULOS DE 1957 ATÉ 1963 **CHECKER CAB** 1964-1980 **CHEVROLET-GM** C-10, C-14, C-60 (GAS), CAMINHÕES DE 1955 ATÉ 1978, CARAVAN 2500 4CC CARAVAN 4100 6CC 1969 ATÉ 1984, OPALA **CHRIS CRAFT** VEÍCULOS DE 1967 ATÉ 1978 **CRUSADER** VEÍCULOS DE 1961 ATÉ 1975 **DIVERSAS** ALLIS-CHALMERS, CADILLAC, FORD, HYSTER **GRAY MARINE** VEÍCULOS DE 1957 ATÉ 1967 **INTERNATIONAL** CAMINHÕES DE 1957 ATÉ 1979 **JEEP** VEÍCULOS DE 1961 ATÉ 1971 **JOHNSON-EVINRUDE** VEÍCULOS DE 1967 ATÉ 1978 **MERCURY** MOTORES DE 1971 ATÉ 1978 **OLDSMOBILE** VEÍCULOS DE 1957 ATÉ 1974 **PALMER** VEÍCULOS DE 1955 ATÉ 1963 **PONTIAC** VEÍCULOS DE 1956 ATÉ 1974 **STUDEBAKER** VEÍCULOS DE 1965 ATÉ 1966



CODE	OEM	MOTOR TYPE	OEM Nº
A-228-12V	DELCO-REMY	PG260F2	
MOTOR Nº			BRUSHES DIMENSIONS
9000836, 9000837, 9000841, 9000842, 9000854, 9000857, 9000858, 9000888			5,0 x 18,0 x 15,0

APPLICATION

BUICK LESABRE 3.8L 1997 ATÉ 2003, PARK AVENUE 3.8L 1998 ATÉ 2001, REGAL 3.8L 1998 ATÉ 2001 **CHEVROLET-GM** BLAZER, CAMARO 3.8L 1998 ATÉ 2000, G1500, G2500 4.3L V6, IMPALA, LUMINA 3.8L 1998 ATÉ 1999, MONTE CARLO 3.8L 1998 ATÉ 2000, S. T SÉRIES 4.3L V6, S10 4.3L V6 VORTEC, SILVERADO 4.8L, SILVERADO 5.3L, SUBURBAN SIERRA, TAHOE YUKON 4.8L, TAHOE YUKON 5.3L, YUKON XL 4.8L, YUKON XL 5.3L **DIVERSAS** CADILLAC, MERCURY MARINE **GMC** JIMMY, SAFARI, SIERRA 4.3L V6 **ISUZU** HOMBRE 4.3L V6 **OLDSMOBILE** BRAVADA 4.3L V6 88 3.8L 1998 ATÉ 1999, INTRIGUE 3.8L 1998 ATÉ 1999 **PONTIAC** CADILLAC, FIREBIRD 3.8L 1998 A 2001, GRAND PRIX 3.8L 1997 ATÉ 2000, MERCURY MARINE



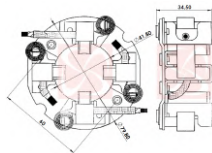
CODE	OEM	MOTOR TYPE	OEM Nº
A-230-12V	DELCO-REMY	SD80	10475107, 3740997, 93740995, 93740996, 93742469
MOTOR Nº			BRUSHES DIMENSIONS
10455503, 10455506, 10455515, 96275471, 96275481, 96467385			5,0 x 13,0 x 16,0

APPLICATION

DAEWOO CIELO, MATIZ COM MOTOR 0.8, NUBIRA COM MOTOR 1.8, REZZO, TICO 0.8 **GM** AVEO 1.6L, MATIZ, NUBIRA 1997 ATÉ 2003 **NISSAN** SENTRA COM MOTOR 1.6, SENTRA COM MOTOR 1.8, SENTRA COM MOTOR 2.0 **OPEL** AGILA COM MOTOR 1.2, ASTRA COM MOTOR 1.4, ASTRA COM MOTOR 1.6, ASTRACOM MOTOR 1.2, CORSA COM MOTOR 1.0i 12V, CORSA COM MOTOR 1.2, CORSA COM MOTOR 1.3, CORSA COM MOTOR 1.4, CORSA COM MOTOR 1.4i, CORSA COM MOTOR 1.4i 16V, CORSA COM MOTOR 1.6 GSI, CORSA COM MOTOR 1.6 GSI 16V, CORSA COM MOTOR 1.6i 16V, KADETT COM MOTOR 1.6i, MERIVA COM MOTOR 1.6, TIGRA COM MOTOR 1.4 16V, TIGRA COM MOTOR 1.6 16V, VECTRA COM MOTOR 1.4, VECTRA COM MOTOR 1.6 16V, VECTRA COM MOTOR 1.6i 16V, ZAFIRA COM MOTOR 1.6 16V **PONTIAC** WAVE COM MOTOR 1.6L **SUZUKI** SWIFT COM MOTOR 1.6L, WAGON R+ COM MOTOR 1.2 4WDM

BRUSH-HOLDERS

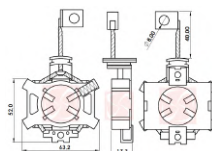
STARTER MOTORS



CODE	OEM	MOTOR TYPE	OEM Nº
A-241-12V	DELCO-REMY	38MT	10528064
MOTOR Nº		BRUSHES DIMENSIONS	
10461768, 10461769, 10461775, 19026027, 19026028, 19026029, 19026031, 19026035, 8200005, 8200007, 8200023, 8200025, 8200075, 8200076, 8200077, 8200211, 8200217, 8200235, 8200239, 8200324, 8200356, 8200408, 8200408,, 8200977, 8201002, 8201039, 8300005, 8300021, 8300022, 8300024, 8300026, 8300065, 8300066		9,5 x 28,0 x 22,0	

APPLICATION

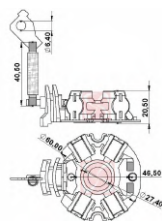
CASE COLHEITADEIRA DE ALGODÃO 1822, COLHEITADEIRA DE ALGODÃO 1844, COLHEITADEIRA DE ALGODÃO 2055, COLHEITADEIRA DE ALGODÃO 2155, COLHEITADEIRA DE GRÃOS 1620, COLHEITADEIRA DE GRÃOS 1640, COLHEITADEIRA DE GRÃOS 1644, COLHEITADEIRA DE GRÃOS 1666, COLHEITADEIRA DE GRÃOS 1668, COLHEITADEIRA DE GRÃOS 1670, COLHEITADEIRA DE GRÃOS 1680, COLHEITADEIRA DE GRÃOS 1688, COLHEITADEIRA DE GRÃOS 1690, COLHEITADEIRA DE GRÃOS 2144, COLHEITADEIRA DE GRÃOS 2166, COLHEITADEIRA DE GRÃOS 2188, COLHEITADEIRA DE GRÃOS 2366, COLHEITADEIRA DE GRÃOS 2399, TRATOR 1896, TRATOR 1896, TRATOR 2055, TRATOR 2090, TRATOR 2094, TRATOR 2094, TRATOR 2290, TRATOR 2294, TRATOR 2390, TRATOR 2394, TRATOR 2470, TRATOR 2590, TRATOR 2594, TRATOR 2670, TRATOR 2870, TRATOR 3294, TRATOR 3394, TRATOR 4490, TRATOR 4494, TRATOR 4690, TRATOR 4694, TRATOR 4890, TRATOR 4894, TRATOR 4994, TRATOR 7110, TRATOR 7120, TRATOR 7130, TRATOR 7140, TRATOR 7210, TRATOR 7220, TRATOR 7230, TRATOR 7240, TRATOR 7250, TRATOR 8930, TRATOR 9110, TRATOR 9130, TRATOR 9210, TRATOR 9230, TRATOR 9240, TRATOR 9310, TRATOR 9330, TRATOR MAGNUM MX220 (C/ MOTOR CUMMINS 8.3L), TRATOR MAGNUM MX240 (C/ MOTOR CUMMINS 8.3L), TRATOR MAGNUM MX270 (C/ MOTOR CUMMINS 8.3L) **CUMMINS** MOTOR C 8.3L, MOTOR ISC 8.3L **FORD** CAMINHÕES CARGO 1622 (C/ MOTOR CUMMINS 8.3L), CAMINHÕES CARGO 1630 (C/ MOTOR CUMMINS 8.3L), CAMINHÕES CARGO 2422 (C/ MOTOR CUMMINS 8.3L), CAMINHÕES CARGO 2425 (C/ MOTOR CUMMINS 8.3L), CAMINHÕES CARGO 2622 (C/ MOTOR CUMMINS 8.3L), CAMINHÕES CARGO 2626 (C/ MOTOR CUMMINS 8.3L), CAMINHÕES CARGO 2630 (C/ MOTOR CUMMINS 8.3L), CAMINHÕES CARGO 2631 (C/ MOTOR CUMMINS 8.3L), CAMINHÕES CARGO 3222 (C/ MOTOR CUMMINS 8.3L), CAMINHÕES CARGO 4030 (C/ MOTOR CUMMINS 8.3L), CARGO MOTOR CUMMINS ELETRÔNICO **FREIGHTLINER** CAMINHÃO CASCADIA COM MOTOR MBE 4000, CAMINHÃO CASCADIA COM MOTOR MBE4000, CAMINHÃO CENTURY COM MOTOR MBE4000 **VOLKSWAGEN** CAMINHÕES 17220 (C/ MOTOR CUMMINS 8.3L), CAMINHÕES 17310 (C/ MOTOR CUMMINS 8.3L), CAMINHÕES 23210 (C/ MOTOR CUMMINS 8.3L), CAMINHÕES 23220 (C/ MOTOR CUMMINS 8.3L), CAMINHÕES 23310 (C/ MOTOR CUMMINS 8.3L), CAMINHÕES 26220 (C/ MOTOR CUMMINS 8.3L), CAMINHÕES 26260 (C/ MOTOR CUMMINS 8.3L), CAMINHÕES 26310 (C/ MOTOR CUMMINS 8.3L), CAMINHÕES 4220 (C/ MOTOR CUMMINS 8.3L)



CODE	OEM	MOTOR TYPE	OEM Nº
A-253-12V	DELCO-REMY		10515785,111089,112816,9627548
MOTOR Nº		BRUSHES DIMENSIONS	
10455503, 10455506, 10455515, 96275481, 96952005, 96952006		4,0 x 12,9 x 11,5	

APPLICATION

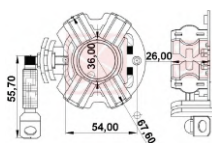
DAEWOO ESPERO COM MOTOR 1.5 16V, KALOS COM MOTOR 1.4 16V, KALOS COM MOTOR 1.4, LACETTI COM MOTOR 1.4, LACETTI COM MOTOR 1.4 16V, LACETTI COM MOTOR 1.6, LACETTI COM MOTOR 1.8, LANOS COM MOTOR 1.4, LANOS COM MOTOR 1.5, LANOS COM MOTOR 1.6 16V, NEXIA COM MOTOR 1.5, NEXIA COM MOTOR 1.5 16V, NUBIRA COM MOTOR 1.6, NUBIRA COM MOTOR 1.6 16V, NUBIRA COM MOTOR 1.8, NUBIRA COM MOTOR 2.0 16V, REZZO COM MOTOR 1.6, REZZO COM MOTOR 1.8, TACUMA COM MOTOR 1.8 **FIAT** STILO MULTI WAGON COM MOTOR 1.6 16V **GM** AVEO COM MOTOR 1.4, ESPERO COM MOTOR 1.5 16V, KALOS COM MOTOR 1.4, KALOS COM MOTOR 1.4 16V, LACETTI COM MOTOR 1.4, LACETTI COM MOTOR 1.4 16V, LACETTI COM MOTOR 1.6, LACETTI COM MOTOR 1.8, LANOS COM MOTOR 1.4, LANOS COM MOTOR 1.6 16V, LANOSCOM MOTOR 1.5, NEXIA COM MOTOR 1.5, NEXIA COM MOTOR 1.6, NEXIA COM MOTOR 1.6 16V, NEXIA COM MOTOR 1.8, NEXIA COM MOTOR 2.0 16V, NEXIACOM MOTOR 1.5 16V, REZZO COM MOTOR 1.6, REZZO COM MOTOR 1.8, TACUMA COM MOTOR 1.8 **MERCEDES-BENZ** 500 4.7 **OPEL** ASTRA F 1.4 I, ASTRA F 1.4 I 16V, ASTRA F 1.4 SI, ASTRA F 1.6 I, ASTRA F 1.6 I 16V, ASTRA G 1.2 16V, ASTRA G 1.2 I 16V, ASTRA G 1.4 I 16V, ASTRA G 1.6, ASTRA G 1.6 16V, ASTRA G 1.6 I, ASTRA G 1.6 I 16V, ASTRA 1.6 TWINPORT, ASTRA H 1.4, ASTRA H 1.4 TWINPORT GTC **VAUXHALL** AGILA COM MOTOR 1.0, ASTRA COM MOTOR 1.4I, ASTRACOM MOTOR 1.6I, BELMONT COM MOTOR 1.6, CAVALIER COM MOTOR 1.4, CAVALIER COM MOTOR 1.6, CORSA COM MOTOR 1.4, MERIVA COM MOTOR 1.4, NOVA COM MOTOR 1.4I, TIGRA COM MOTOR 1.4, VECTRA COM MOTOR 1.6I, ZAFIRA COM MOTOR 1.8



CODE	OEM	MOTOR TYPE	OEM Nº
A-298-12V	DELCO-REMY		
MOTOR Nº		BRUSHES DIMENSIONS	
36100-2E500, 36100-2E550, 36100-2E551, 361002G200, 36100-2G210, 361002G300, 36100-2G400, 361003C151, 36100-3C210, 36100-3C211, 36100-3C230, 36100-3F100, 36100-3F110, 36100-3F160, 8000357, 8000465, 96000		4,5 x 15,0 x 12,5	

APPLICATION

HYUNDAI ELANTRA, IX-35, SANTA FÉ 2.4L, SONATA, TUCSON **KIA** GENESIS G80, K900, MAGENTIS 2.4, OPTIMA, SORENTO, SPORTAGE



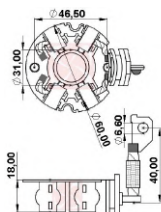
CODE	OEM	MOTOR TYPE	OEM Nº
A-346-12V	DELCO-REMY		
MOTOR Nº		BRUSHES DIMENSIONS	
36100-4A160, 8000837, 8000868, 8000893		4,5 x 20,0 x 15,0	

APPLICATION

HYUNDAI FAHRGESTELL, HR 2.0, HR 2.5, PORTER, PRITSCHÉ **KIA** BONGO K2500 2.5 TCI

BRUSH-HOLDERS

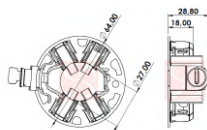
STARTER MOTORS



CODE	OEM	MOTOR TYPE	OEM Nº
A-351-12V	DELCO-REMY		61007897M
MOTOR Nº		BRUSHES DIMENSIONS	
36100-03603, 61001603, 61009350		4,6 x 12,0 x 12,2	

APPLICATION

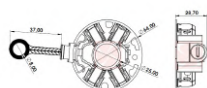
HYUNDAI HB20 (2016->) **KIA** PICANTO 1.0 (2011->)



CODE	OEM	MOTOR TYPE	OEM Nº
A-008-12V	DENSO		028510-7370
MOTOR Nº		BRUSHES DIMENSIONS	
04801852AB, 428000-7210, 428000-9300, 51911199, 56029852AA, 80023936, BC428000-9391, BC428000-9500, BC4380002590, BC4380003370, BC438000-9500		4,5 x 12,0 x 12,3	

APPLICATION

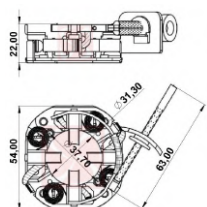
DODGE RAM 1500 V6 3.6 2015 ATÉ 2016 **FIAT** GRAND SIENA, MOBI, NOVO UNO WAY, PALIO A PARTIR DE 2012, SIENA, UNO VIVACE **JEEP** WRANGLER V6 3.6 2012 ATÉ 2016



CODE	OEM	MOTOR TYPE	OEM Nº
A-009-12V	DENSO		
MOTOR Nº		BRUSHES DIMENSIONS	
02M911021F, 02M911021R, BC4380000920, BC4380000921		4,5 x 12,0 x 12,3	

APPLICATION

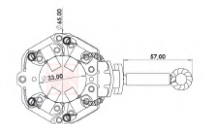
VOLKSWAGEN FOX, GOL 2013, GOL G6, GOLF 1.2 TSI, POLO 2.0, SPACECROSS, UP 2013 EM DIANTE, UPI 1.0, VOYAGE 2013 EM DIANTE, VOYAGE G6



CODE	OEM	MOTOR TYPE	OEM Nº
A-028-12V	DENSO		
MOTOR Nº		BRUSHES DIMENSIONS	
		5,9 x 12,9 x 14,3	

APPLICATION

DIVERSAS EMPILHADEIRAS



CODE	OEM	MOTOR TYPE	OEM Nº
A-029-12V	DENSO		31225-RYE-A01,36159-25300
MOTOR Nº		BRUSHES DIMENSIONS	
12663052, 36100-2E301, 4280004120, 4280004590, 4280005380, 4280005480, 428000-5510, 428000-5511, 4280005580, 4280005660, 4280006190, 4280006780, 4280007030, 4280007040, 4280007470, 4280007930, 4280007931, 4280007933, 4280007934, 4280007935, 4280007936, 4280007937, 4280007980, 4280008010, 4280008280, 4280008420, 4280008421, 428000-9130, 428000-9260, 4280009550, 4280009650, 4280009700, 4380001460, 4380001462, 4380001790, 438000-2410, 7631558, DSN967, TN438000-2410		5,5 x 19,0 x 15,5	

APPLICATION

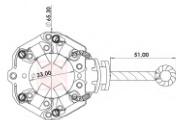
ACURA MDX 3.7 **BMW** SÉRIE 1 (F21), SÉRIE 1 M 135i (F20), SÉRIE 2 (COUPÉ F22), SÉRIE 3 (GRAN TURISMO F34), SÉRIE 3 (SEDAN F30), SÉRIE 5 M, SÉRIE 6 (F12), SÉRIE 6 (F13), SÉRIE 7 (F01), SÉRIE 7 (F02), X5, X6 **CHEVROLET-GM** CAPTIVA, COBALT, EQUINOX **FIAT** PUNTO **HONDA** ACCORD, ODYSSEY **HYUNDAI** CRETA 2.0 **JAGUAR** XF **KIA** CARENS 2.0, SOUL 1.6 **LAND ROVER** RANGE ROVER EVOQUE 2.0 SI4 **MASERATI** GHIBLI, QUATTROPORTE **MERCEDES-BENZ** CAMINHÕES SPRINTER 210 CDI, CAMINHÕES SPRINTER 213 CDI, CAMINHÕES SPRINTER 311

BRUSH-HOLDERS

STARTER MOTORS



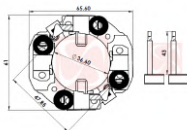

CDI, CAMINHÕES SPRINTER 313 CDI, CAMINHÕES SPRINTER 316 CDI, CAMINHÕES SPRINTER 415 CDI, CAMINHÕES SPRINTER 515 CDI, CLASSE C 200 2.1 CDI, CLASSE C 220 2.1 CDI, CLASSE C 250 2.1 CDI, CLASSE E 200 2.1 CDI, CLASSE E 220 2.1 CDI, CLASSE E 250 2.1 CDI, CLASSE GLK 200 2.1 CDI, CLASSE GLK 220 2.1 CDI, VIANO 2.0 CDI, VIANO 2.2 CDI, VITO 2.1 CDI **PORSCHE** 911



CODE	OEM	MOTOR TYPE	OEM Nº
A-030-12V	DENSO		
MOTOR Nº			BRUSHES DIMENSIONS
12663053, 4280004490, 4280005510, 4280005511, 4280008190, 4280008420, 4280008422, 4280008423, 4280008424, 4280007935, 438000-0470, 7645979, A0061514501, BJ3211001AC, BJ3211001AD, BJ3211001AE DSN967, DU4R1			5,5 x 14,0 x 15,5

APPLICATION

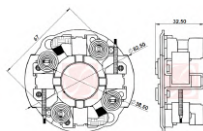
BMW MINI COOPER, SÉRIE 2, X1 **HONDA** NEW CIVIC 1.8, NEW CIVIC 2.0 **LAND ROVER** FREELANDER, RANGE ROVER EVOQUE 2.0, RANGE ROVER EVOQUE 2.2 **MERCEDES-BENZ** CAMINHÕES CLASSE C 180 2.1 CDI, CAMINHÕES CLASSE C 200 2.1 CDI, CAMINHÕES CLASSE C 220 2.1 CDI, CAMINHÕES CLASSE C 250 2.1 CDI, CAMINHÕES CLASSE E 200 2.1 CDI, CAMINHÕES CLASSE E 220 2.1 CDI, CAMINHÕES CLASSE E 250 2.1 CDI, CAMINHÕES CLASSE GLK 200 2.1 CDI, CAMINHÕES CLASSE GLK 220 2.1 CDI, CAMINHÕES CLASSE GLK 250 2.1 CDI, CAMINHÕES CLASSE SLK 250 2.1 CDI, CAMINHÕES VIANO 2.0 CDI, CAMINHÕES VIANO 2.2 CDI, CAMINHÕES VITO 2.1 CDI, SPRINTER 213 2.1 CDI, SPRINTER 313 2.1 CDI, SPRINTER 316 2.1 CDI **TOYOTA** AURIS, AVENSIS COROLLA, VERSO, YARIS



CODE	OEM	MOTOR TYPE	OEM Nº
A-043-12V	DENSO		
MOTOR Nº			BRUSHES DIMENSIONS
428000-4880, 428000-5950, 438000-1511, AH22-11001-AC FPLA-11001-BB			7,0 x 20,0 x 15,5

APPLICATION

LAND ROVER DISCOVERY 3 2.7 (DIESEL), FREELAND



CODE	OEM	MOTOR TYPE	OEM Nº
A-153-12V	DENSO	OSGR	0285100500,0285105390,2814054070, 2814077090,3964427
MOTOR Nº			BRUSHES DIMENSIONS
1280000530, 1280000540, 1280000550, 1280000972, 1280000973, 1280001000, 1280001001, 1280001060, 1280001560, 1280001572, 1280001573, 1280001574, 1280003081, 1280004080, 1280004100, 1280004101, 1280004111, 1280005090, 1280005600, 1280006170, 1280006810, 1280006920, 1280007280, 1280007281, 1280007282, 1280007283, 1280007600, 1280007601, 1280007602, 1280007603, 1280007604, 1280008064, 1280008641, 1280009970, 1280009971, 1430539, 2280000270, 2280000570, 2280000571, 2280000572, 2280000573, 2280000574, 2280000575, 2280000630, 2280000633, 2280000842, 2280001350, 2280001440, 2280001590, 2280001600, 2280001601, 2280001610, 2280001611, 2280001661, 2280001830, 2280002030, 2280002031, 2280002290, 2280002292, 2280003080, 2280003710, 2280003810, 2280003811, 2280004160, 2280004940, 2280004941, 2280005210, 2280005340, 2280005341, 2280005640, 2280005641, 2280005810, 2280005811, 2280005980, 2280005981, 2280006291, 2280006400, 2280006401, 2280006470, 2280006471, 2280007300, 2280007301, 2280007500, 2280008510, 2280009050, 240003000, 240003020, 240003042, 280005000, 280005490, 280005520, 280005530, 280005560 280005581, 280005620, 280005691, 280005840, 280005862 280005863, 280005864, 280005880, 280005890, 280005891 280006060, 280006061, 280006201, 280006290, 280006291 280006560, 280006561, 280006870, 280006880, 280006890 280006891, 280007221, 280007231, 280007241, 280007242 280007800, 280007801, 280007802, 280008400, 280008401 280008402, 280008403, 280008840, 280008841, 280008843 280009040, 280009160, 280009330, 280009331, 4280001190, 4280001660, 4280001690, 4280001691, 4280001830, 4280002631, 4280003140			8,0 x 25,0 x 21,0

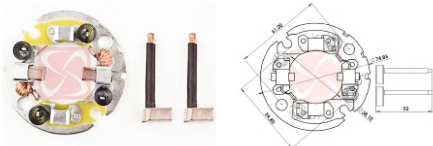
BRUSH-HOLDERS

STARTER MOTORS



APPLICATION

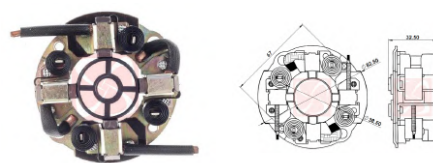
ASIA MOTORS TOPIC **BOBCAT** MINI PÁ CARREGADEIRA 853, MINI PÁ CARREGADEIRA 853C, MINI PÁ CARREGADEIRA 853H, MINI PÁ CARREGADEIRA 853HC, MINI PÁ CARREGADEIRA 975 **CASE** MINI PÁ CARREGADEIRA 1840, MINI PÁ CARREGADEIRA 1845, RETROESCAVADEIRA 1845, RETROESCAVADEIRA 580, RETROESCAVADEIRA 580C, RETROESCAVADEIRA 590CK, RETROESCAVADEIRA 590L **CATERPILLAR** EMPILHADERA V60, EMPILHADERA V80 **CHRYSLER** NEON 1.6I, NEON 2.0I, PT CRUISER 1.6 **DAIHATSU** ROCKY 2.8 TD **DIVERSAS** ALLIS-CHALMERS, CUMMINS, DODGE, HINO, ISUZU, JOHN DEERE, KUBOTA, MITSUI-DEUTZ, TELEDYNE/CONTINENTAL, TRUCK, VERSATILE, WHITE, YANMAR **HITACHI** ESCAVADEIRA ZX330, ESCAVADEIRA ZX350, ESCAVADEIRA ZX370 **KOMATSU** EMPILHADERA FD40 **OPEL** ASTRA 1.4I, CORSA 1.2, KADETT 1.6I, VECTRA 1.4 **TOYOTA** 4RUNNER 2.4 TD, BANDEIRANTE COM MOTOR 14B, CROWN 2.2 DIESEL, EMPILHADERA 2FD100, EMPILHADERA 2FD115, EMPILHADERA 2FD135, EMPILHADERA 3FD, EMPILHADERA 4FD20, EMPILHADERA 4FD23, EMPILHADERA 5FD20, EMPILHADERA 5FD70, EMPILHADERA 6FD25, EMPILHADERA 6FD30, HIACE 2.2 DIESEL, HIACE 2.4 DIESEL, HILUX 2.4 DIESEL, LAND CRUISER 2.4 DIESEL, LAND CRUISER 2.4 TD, LAND CRUISER 2.6 DIESEL, LAND CRUISER 4.0 D, LAND CRUISER 4.0 TD



CODE	OEM	MOTOR TYPE	OEM Nº
A-154-12V	DENSO		028510-0640,28140-50020,28140-54070, 0285100840,0285105500,0K71F24720, 3617027000,361724X200,X0285100640
MOTOR Nº		BRUSHES DIMENSIONS	
028000-2880, 0280007000, 028000-7001, 0280007002, 028000-7370, 028000-7372, 028000-7373, 0280007790, 028000-7791, 028000-8130, 0280008370, 0280008371, 0280008760, 0280008761, 0280008762, 028000-9030, 0280009031, 0280009032, 0280009830, 031013030, 031013050, 031013170, 031013190, 031013220, 031114020 031114140, 031114200, 031114240, 128000-0040, 1280000360, 1280000570, 128000-0960, 1280001040, 128000-1180, 1280002070, 1280004390, 1280004391, 1280004660, 1280005350, 1280005760, 1280006400, 1280007300, 1280007350, 1280007353, 1280007382, 1280009590, 1280009591, 1280009592, 1542563012, 2280000200, 228000-0240, 228000-0400, 2280000450, 2280000460, 2280000640, 2280000691, 2280000880, 2280001780, 2280001890, 2280002630, 2280002970, 2280003000, 2280003640, 2280004210, 2280004980, 2280005020, 2280005021, 2280005022, 228000-5023, 2280009220, 28100-67050, 4280002650, 5811001662, 5811001663, 5811001664, 5811001830, 8944489590, 8944489591		8,0 x 25,0 x 15,0	

APPLICATION

CARRIER MÁQUINAS DIVERSAS **CHRYSLER** VOYAGER 2.5 D **DAIHATSU** ROCKY 2.8 **DIVERSAS** ALLIS-CHALMERS, CATERPILLAR, CHEVROLET-GM, DODGE, GMC, KOMATSU, KUBOTA, LEXUS, MITSUI-DEUTZ **HYSTER** EMPILHADERA H250XM **ISUZU** CAMINHÕES NKR 2.8 D, CAMINHÕES NKR 3.1 D, FASTER, TROOPER **KIA** BESTA 2.7 **OPEL** CAMPO 2.2 D, CAMPO 2.2 TD **THERMO KING** MÁQUINAS DIVERSAS **TOYOTA** 4RUNNER 3.0 TD, CAMRY 2.0 TD, CAMRY 2.8 TD, CARINA 2.0 D, COROLLA 2.0 D, CROWN 2.2 D, HIACE 2.4 D, HIACE 2.5 D-4D, HILUX 2.2 D, HILUX 2.4 TD, HILUX 2.5 D-4D, HILUX 2.8, LAND CRUISER 2.4 D, LAND CRUISER 3.0 D-4D, LITEACE 1.8 D, RAV4 2.0 D-4D **YANMAR** MINI TRATOR GE350, MOTOR 3TNE84, MOTOR 3TNV84, MOTOR 3TNV88



CODE	OEM	MOTOR TYPE	OEM Nº
A-161-24V	DENSO		028510-0500,28140-77090,0285105390
MOTOR Nº		BRUSHES DIMENSIONS	
028000-4800, 028000-5300, 028000-5301, 028000-5510, 028000-5511, 028000-5530, 028000-5550, 028000-5570, 028000-5690, 028000-5860, 028000-5861, 028000-6010, 028000-6012, 028000-6200, 028000-6460, 028000-7240, 028000-7810, 028000-8070, 028000-9040, 028000-9140, 028000-9760, 128000-1560, 128000-1561, 128000-1570, 128000-1571, 128000-1790, 128000-3080, 128000-8620, 128000-8621, 228000-7902, 3957593, 4996709		8,0 x 25,0 x 21,0	

APPLICATION

ASIA MOTORS TOPIC **CUMMINS** MOTOR ISB 6.7 **DAIHATSU** ROCKY 2.8 TD **DIVERSAS** ALLIS-CHALMERS, CASE, CATERPILLAR, DODGE, FORKLIFT, HINO, JOHN DEERE, MITSUI-DEUTZ, TELEDYNE / CONTINENTAL, VERSATILE, WHITE, YANMAR **HITACHI** ESCAVADEIRA EX220 **ISUZU** TRUCK **KOMATSU** EMPILHADERA FD40 **KUBOTA** TRATOR M5500DT, TRATOR M5500F, TRATOR M5950DT, TRATOR M6030DTN, TRATOR M6030L, TRATOR M7030DT, TRATOR M7030DTL, TRATOR M7030DTNB, TRATOR M7030F, TRATOR M7030L, TRATOR M7030N, TRATOR M7030SUDT, TRATOR M7500DT, TRATOR M7500F, TRATOR M7500L, TRATOR M8030DT, TRATOR M8030DTL, TRATOR M8030DTM, TRATOR M8030DTS, TRATOR M8030F, TRATOR M8030MDTL, TRATOR M8030MF, TRATOR M8030ML, TRATOR MF5950DTS, TRATOR MF5950FC, TRATOR MF5950S, TRATOR MF6030DTL **TOYOTA** 4RUNNER 2.4 TD, BANDEIRANTE 3.6 D, CROWN 2.2 DIESEL, HIACE 2.2 DIESEL, HIACE 2.4 DIESEL, HIACE 2.4 TD, HILUX 2.4 DIESEL 4WD, LAND CRUISER 2.4 DIESEL, LAND CRUISER 2.4 TD, LAND CRUISER 2.6 DIESEL, LAND CRUISER 3.6 D, LAND CRUISER 4.0 D, LAND CRUISER 4.0 TD, LAND CRUISER 4.2 D, LAND CRUISER 4.2 TD, MÁQUINA EMPILHADERA 2FD100, MÁQUINA EMPILHADERA 2FD115, MÁQUINA EMPILHADERA 2FD135, MÁQUINA EMPILHADERA 3FD, MÁQUINA EMPILHADERA 4FD20, MÁQUINA EMPILHADERA 4FD23, MÁQUINA EMPILHADERA 5FD20, MÁQUINA EMPILHADERA 6FD25, MÁQUINA EMPILHADERA 6FD30, MÁQUINA EMPILHADERA FD100, MÁQUINA EMPILHADERA FD70

BRUSH-HOLDERS

STARTER MOTORS



CODE	OEM	MOTOR TYPE	OEM Nº
A-169-12V	DENSO	OSGR	028510-0880,1.81118-0430,28140-1310A2814023440
MOTOR Nº			BRUSHES DIMENSIONS
1280000490, 1280000491, 1280000492, 1280002450, 1280002470, 1280002740, 1280003360, 1280003361, 1280004220, 1280004250, 1280004682, 1280004683, 1280004684, 1280004685, 1280004687, 1280004910, 1280005370, 1280005510, 1280005620, 1280005730, 1280005731, 1280005732, 1280005733, 2280000331, 2280000585, 2280000700, 2280000874, 2280002200, 2280002470, 2280002670, 2280002800, 228000331, 2280003310, 228000332, 2280003320, 2280003700, 2280005000, 2280005001, 2280005311, 2280005460, 2280005610, 2280005621, 2280005631, 2280005650, 2280005651, 228000573, 2280005730, 228000585, 2280005850, 2280006530, 2280006540, 2280006550, 2280006560, 2280006561, 2280006562, 2280006572, 2280006870, 2280007010, 2280007380, 2280007410, 2280007411, 2280007412, 2280007413, 2280007550, 2280007870, 2280008082, 2280008370, 2280008470, 2280009020, 2280009140, 2280009150, 2280009151, 2280009630, 2280009750, 2280009760, 4280001370, 4280002370, 4280002590, 4280002860, 4280003320, 4280003900, 4280004440, 4280005190, 4280006900, 4280006901, 811002340			10,0 x 30,0 x 20,0

APPLICATION

CASE COLHEITADEIRA 1620, COLHEITADEIRA 1640, COLHEITADEIRA 1644, COLHEITADEIRA 1666, COLHEITADEIRA 1668, COLHEITADEIRA 1670, COLHEITADEIRA 1680, COLHEITADEIRA 1688, COLHEITADEIRA 1822, COLHEITADEIRA 1844, COLHEITADEIRA 2055, COLHEITADEIRA 2144, COLHEITADEIRA 2155, COLHEITADEIRA 2166, COLHEITADEIRA 2188, COLHEITADEIRA 5088 8.8, COLHEITADEIRA 5088 8.9, COLHEITADEIRA 6088 8.9, COLHEITADEIRA 7088 8.9, TRATOR 1690, TRATOR 1896, TRATOR 2090, TRATOR 2094, TRATOR 2096, TRATOR 2290, TRATOR 2294, TRATOR 2366, TRATOR 2388, TRATOR 2390, TRATOR 2394, TRATOR 2399, TRATOR 2470, TRATOR 2590, TRATOR 2594, TRATOR 2670, TRATOR 2688, TRATOR 2799, TRATOR 2870, TRATOR 3294, TRATOR 3394, TRATOR 3594, TRATOR 4490, TRATOR 4494, TRATOR 4690, TRATOR 4694, TRATOR 4890, TRATOR 4894, TRATOR 4994, TRATOR 7110, TRATOR 7120, TRATOR 7130, TRATOR 7140, TRATOR 7210, TRATOR 7220, TRATOR 7230, TRATOR 7240, TRATOR 7250, TRATOR 8930, TRATOR 9110, TRATOR 9130, TRATOR 9210 8.3, TRATOR 9230 8.3, TRATOR 9240 8.3, TRATOR 9310 8.3, TRATOR 9330 8.3, TRATOR 9330 8.8, **CATERPILLAR** MOTOR 3114, MOTOR 3116 **CUMMINS** MOTOR ISC 8.3 **ISUZU** CAMINHÕES NPR 3.9 **JOHN DEERE** COLHEITADEIRA 7180, COLHEITADEIRA 7250, COLHEITADEIRA 9540 6.8 WTS, COLHEITADEIRA 9560 8.1 WTS, COLHEITADEIRA 9580 8.1 WTS, COLHEITADEIRA 9640 8.1 WTS, COLHEITADEIRA 9660 8.1 WTS, COLHEITADEIRA 9680 8.1 WTS, COLHEITADEIRA DE CANA 3520, COLHEITADEIRA DE CANA CH570, COLHEITADEIRA DE CANA CH670, ESCAVADEIRA 350D, PÁ CARREGADEIRA 344J, PULVERIZADOR (GAFANHOTO) 4930, TRATOR 8110 8.1, TRATOR 8120 8.1, TRATOR 8210 8.1, TRATOR 8220 8.1, TRATOR 8310 8.1, TRATOR 8320 8.1, TRATOR 8410 8.1, TRATOR 8420 8.1, TRATOR 8520 8.1 **NEW HOLLAND** TRATOR TG285



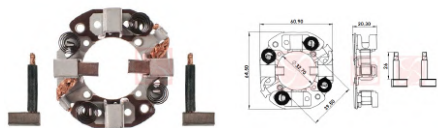
CODE	OEM	MOTOR TYPE	OEM Nº
A-170-24V	DENSO	OSGR-5,5KW	0285100880,1811180430,281401310A, 2814023440
MOTOR Nº			BRUSHES DIMENSIONS
1280002450, 1280002560, 1280002740, 1280004250, 1280004685, 1280004687, 1280005370, 2280007550, 2280002200, 2280002470, 2280005000, 2280005001, 2280005003, 2280005610, 2280005631, 2280006560, 2280006561, 2280006562, 2280006570, 2280006572, 2280007010, 2280007380, 2280007410, 2280007411, 2280007412, 2280007413, 2280007550, 2280009150, 2280009151, 2280009630, 3957597, 4280001340, 4280002370, 4280002591, 4280003900, 4280006900, 4280006901, 99486046			10,0 x 30,0 x 20,0

APPLICATION

CASE PÁ CARREGADEIRA 621C, PÁ CARREGADEIRA 621D, TRATOR DE ESTEIRAS 850K **CATERPILLAR** MOTONIVELADORA 120B, MOTOR 3114, MOTOR 3116 **DIVERSAS** CUMMINS, DODGE, ISUZU **HYUNDAI** ESCAVADEIRA R305 **ISUZU** CAMINHÕES DIVERSOS, MOTORES DIVERSOS **IVECO** CAMINHÃO 190 E38, CAMINHÃO 190 E39, CAMINHÃO 190 E43, CAMINHÃO 190 E44, CAMINHÃO 190 S40, CAMINHÃO 190 S43, CAMINHÃO 190 S48, CAMINHÃO 260 E38, CAMINHÃO 260 E39 **JOHN DEERE** ESCAVADEIRA 370C, MOTONIVELADORA 670D, PÁ CARREGADEIRA 644K, PÁ CARREGADEIRA 724K, PÁ CARREGADEIRA 744K, REMOVEDORA DE ÁRVORES 1010D, REMOVEDORA DE ÁRVORES 1110D, REMOVEDORA DE ÁRVORES 1270D, REMOVEDORA DE ÁRVORES 1470D, REMOVEDORA DE ÁRVORES 1710D, REMOVEDORA DE ÁRVORES 703J, REMOVEDORA DE ÁRVORES 703JH, REMOVEDORA DE ÁRVORES 753J, REMOVEDORA DE ÁRVORES 753JH, REMOVEDORA DE ÁRVORES 759J, REMOVEDORA DE ÁRVORES 759JH, REMOVEDORA DE ÁRVORES 810D, REMOVEDORA DE ÁRVORES 853J, REMOVEDORA DE ÁRVORES 853JH, REMOVEDORA DE ÁRVORES 903J, REMOVEDORA DE ÁRVORES 903JH, REMOVEDORA DE ÁRVORES 909J, REMOVEDORA DE ÁRVORES 909JH, REMOVEDORA DE ÁRVORES 953J, REMOVEDORA DE ÁRVORES 959J, TRATOR DE ESTEIRAS 700J, TRATOR DE ESTEIRAS 750J, TRATOR DE ESTEIRAS 850J **KOMATSU** ESCAVADEIRA PC220LC

BRUSH-HOLDERS

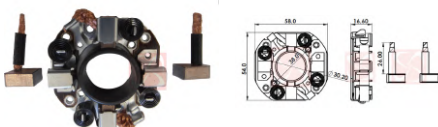
STARTER MOTORS



CODE	OEM	MOTOR TYPE	OEM Nº
A-208-12V	DENSO		028510-0750,028510-5320,2814015090,2814035060
MOTOR Nº		BRUSHES DIMENSIONS	
028510-0750, 028510-5320, 10455703, 10455709, 12800-701, 12800-712, 12800-756, 12800-771, 12800-822, 12800-845, 12800-878, 12800-938, 12800-975, 22800-036, 22800-047, 22800-071, 22800-090, 22800-162, 22800-255, 22800-301, 22800-303, 22800-328, 22800-399, 22800-642, 22800-720, 22800-8110, 22800-8111, 280-0299		7,0 x 16,0 x 16,0	

APPLICATION

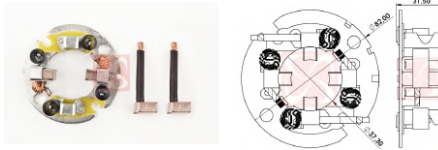
BOBCAT MINI PÁ CARREGADEIRA 322 **CARRIER** TRANSICOLD **CHEVROLET - GM** CORVETTE 5.7 V8 **CHRYSLER** GRAND VOYAGER IV 3.3 V6, LE BARON 3.0I V6, SARATOGA 3.0I, VOYAGER II 3.0 V6, VOYAGER II 3.3 V6, VOYAGER II 3.8 V6 **DAIHATSU** CHARADE II 1.0 D, CHARADE III 1.0 TD **DIVERSAS** ACURA, EAGLE, FIAT, HARLEY DAVIDSON, ISUZU, PLYMOUTH **DODGE** CARAVAN III 3.3, CARAVAN III 3.8 **HONDA** ACCORD II 1.8, ACCORD III 1.8, ACCORD III 2.0, ACCORD IV 2.0I, ACCORD IV 2.2I, CIVIC II 1.5, PRELUDE 1.6, PRELUDE II 1.8, PRELUDE IV 2.3I, PRELUDE V 2.2I, SHUTTLE 2.2 16V **HYSTER** EMPILHADEIRA 604 **THERMO KING** REFRIGERADOR DE AR KD-II SR, REFRIGERADOR DE AR MD-II MAX, REFRIGERADOR DE AR MD-II SR, REFRIGERADOR DE AR RD-I TLE, REFRIGERADOR DE AR TS-200, REFRIGERADOR DE AR TS-300, REFRIGERADOR DE AR TS-500 **TOYOTA** 4RUNNER 2.4, CELICA 2.0, EMPILHADEIRA 3FG50, EMPILHADEIRA 40FG, EMPILHADEIRA 5FG50, EMPILHADEIRA FG25, HILUX 2.4, LAND CRUISER 2.4, LITEACE 2.2 **YANMAR** MINI TRATOR GE350



CODE	OEM	MOTOR TYPE	OEM Nº
A-209-12V	DENSO	OSGR	028510-5190,8943677950,1495863381,3117360B50,2814070020
MOTOR Nº		BRUSHES DIMENSIONS	
04801850AA, 1280002680, 1280002682, 128000-5210, 128000-5211, 12800005681, 128000-5682, 1280006210, 1280006211, 1280006212, 1280006240, 1280006340, 1280006341, 128000-6420, 1280006421, 128000-6422, 128000-6720, 128000-6721, 128000-7400, 1280008530, 1280008531, 1280008880, 1280008881, 1280008890, 1280008891, 1280009220, 1280009290, 1280009291, 1280009292, 1280009470, 2280000550, 2280000551, 2280000940, 2280000941, 2280001331, 2280001550, 2280002010, 2280002900, 2280004020, 2280004030, 2280005400, 2280005440, 2280005480, 2280005481, 2280005590, 2280005750, 2280005910, 2280005911, 2280005960, 2280005970, 2280006450, 2280006460, 2280006620, 2280006680, 2280006730, 2280006740, 2280006750, 2280006760, 2280006840, 2280007090, 2280007160, 2280007161, 2280007470, 2280007480, 2280007581, 2280007591, 2280007791, 2280008090, 2280008360, 2280008540, 2280008550, 2280008930, 2280009650, 2280009652, 22800-7091, 228009631, 22800-9642, 228009651, 28000-5680, 2810011080, 2810016230, 4280000320, 428000-0321, 4280000860, 428000-0960, 4280001160, 4280001360, 4280001590, 4280002560, 428000-3420, 4280005011, 4280005290, 4280005800, 4280006640, 438000590, 63111010		6,5 x 12,9 x 14,2	

APPLICATION

BOBCAT MINIPÁCARREGADEIRAT83S **DAIHATSU** APPLAUSEI1.64X4, CHARADEII1.3, CHARADEIV1.316V, CHARADEIV1.5, CHARADEIV1.616VGTI, COPEN1.3, FEROZA1.6, GRANMOVE1.516V, HIJET(EXTOL)1.3, MATERIA1.5, SIRIONI1.3, TERIOSI1.34WD, TERIOSII1.54WD **DODGE** DAKOTA3.7, DAKOTA4.7, DURANGO3.7, RAM3.7, RAM4.7 **HONDA** ACCORDV2.3I16V, ACCORDVI2.2TYPE-R, ACCORDVII2.0, ACCORDVII2.04X4, ACCORDVII2.4I, ACCORDVII2.0I, CIVICVII1.7I, CIVICVII2.0I, CIVICVIII1.8, CR-VI2.0I16V, CR-VII2.0, CR-VII2.4I, CR-VII2.4VTEC, CR-VIII2.0I, EDIX2.0, FR-V1.8, FR-V2.0, JAZZII1.2I, JAZZII1.3I, JAZZII1.4, PRELUDEV2.2I16V, STREAM2.016V **JOHNDEERE** TRATORES **KUBOTA** CORTADORDEGRAMAZD25, CORTADORDEGRAMAZD28 **MITSUBISHI** RAIDER3.7, RAIDER4.7 **SUZUKI** ALTOIII1.0, ALTOIV1.1, BALENO1.3, BALENO1.6, GRANDVITARII1.6, JIMNY1.34X4, SWIFTII1.3, SWIFTII1.6, SWIFTIII1.3, SX41.5, SX41.6, WAGONR+1.3 **TOYOTA** AURIS1.4VVT-I, AVENSIS1.6VVT-I, AVENSIS1.8VVT-I, CAMRY1.8TD, CAMRY2.0TD, CARINA2.0D, CARINAI1.2I, CELICA1.8I16V, COROLLA1.3, COROLLA1.4VVT-I, COROLLA1.6, COROLLA2.0D, CROWN2.0, LITEACE1.8D, MR2III1.8VVT-I, RAV4II1.8, YARISII1.016V, YARISII1.5VVT-I, YARISII1.3VVT-I **YANMAR** MINITRATORGE350



CODE	OEM	MOTOR TYPE	OEM Nº
A-211-12V	DENSO	OSGR	0285105010,8941674300,2814064040,2814087602
MOTOR Nº		BRUSHES DIMENSIONS	
1280000832, 1280005350, 1280005760, 1280009560, 2280000200, 2280000391, 2280000460, 2280000880, 2280001780, 2280001890, 2280001891, 2280001892, 2280001893, 2280002630, 2280003000, 2280003640, 2280003642, 2280004210, 2280004980, 2280005020, 2280005021, 2280005022, 2280005023, 2280008040, 2280008041, 2280009010, 2280009220, 28140-60040-000, 4280002650		8,0 x 25,0 x 15,0	

BRUSH-HOLDERS

STARTER MOTORS

APPLICATION


DAIHATSU ROCKY 2.8 D **HYSTER** EMPILHADEIRA H250 XM **ISUZU** CAMINHÃO NKR 2.8 D, CAMINHÃO NKR 3.1 D, CAMPO 2.5 TD, TROOPER 2.8 D, TROOPER 2.8 TD **KIA** BESTA 2.7, BESTA 2.8, BESTA 3.0, CAMINHÃO BONGO **KOMATSU** PÁ CARREGADEIRA WA70-6 **OPEL** FRONTERA 2.8 TD, MONTEREY 3.1 TD **TOYOTA** 4RUNNER 3.0 TD, AVENSIS 2.0 D-4D, CAMRY 1.8 TD, CAMRY 2.0 TD, CARINA 2.0 D, CARINA II 2.0 D, COROLLA 2.0 D, HIACE IV 2.5 D D-4D, HILUX 2.5 D D-4D, HILUX 2.8 D, HILUX 3.0 D, LAND CRUISER 3.0 D-4D, LITEACE 1.8 D, RAV4 II 2.0 D-4D



CODE	OEM	MOTOR TYPE	OEM Nº
A-212-12V	DENSO	OSGR	028510-5800,0285106020,31208-P5G-0030, RFL118X70,2814054380,2814062030
MOTOR Nº			BRUSHES DIMENSIONS
2280002120, 2280002121, 2280002122, 2280002123, 2280002124, 2280002680, 2280002682, 2280002690, 2280002700, 2280002980, 2280002990, 2280003260, 2280003840, 2280003841, 2280003842, 2280003850, 2280003851, 2280003852, 2280003920, 2280004050, 2280004291, 2280004570, 2280004571, 2280004580, 2280004590, 2280004740, 2280004750, 2280004790, 2280004830, 2280005120, 2280005121, 2280005382, 2280005791, 2280005860, 2280005861, 2280005862, 2280006010, 2280006482, 2280006921, 2280006951, 2280007111, 2280007220, 2280007390, 2280007800, 2280007801, 2280008150, 2280008430, 2280008440, 2810054380, 28100-54380, 4280000250, 4280000260, 4280000500, 4280001280, 4280002730			7,0 x 25,0 x 15,5

APPLICATION

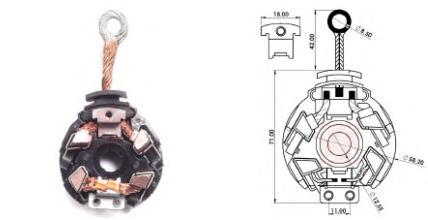
CASE TRATORES **DIVERSAS** ACURA, DODGE, GEHL, HYSTER, LEXUS, NEW HOLLAND, PETTER, YALE **FORD** ECONOVAN 2.0 D, RANGER 2.5 D, RANGER 2.5 TD, RANGER 2.5 TDCI **HYSTER** EMPILHADEIRA H110XL, EMPILHADEIRA H135XL, EMPILHADEIRA H155XL, EMPILHADEIRA H70XL, EMPILHADEIRA S120XL, EMPILHADEIRA S135XL, EMPILHADEIRA S155XL, EMPILHADEIRA S70XL **KIA** BESTA 2.2 D, RETONA 2.0 TD, SPORTAGE I 2.0 TD **LAND ROVER** DEFENDER 2.5 TD, DISCOVERY II 2.5 TD, FREELANDER I 2.0 TD **MAZDA** 626 III 2.0 D, 626 IV 2.0 D, B2200 2.2 D, B2500 2.5 TD, BT50 2.4, BT50 3.0 CDVI **MINI** ONE 1.4 D **NEW HOLLAND** MINI PÁ CARREGADEIRA L175, TRATOR 1920, TRATOR 2120 **SUZUKI** GRAND VITARA I 2.0 TD, VITARA 2.0 TD **TOYOTA** 4RUNNER 2.7, 4RUNNER 3.0 TD, AURIS 1.4 D-4D, COROLLA 1.4 D-4D, DYNA 100 1995 EM DIANTE, DYNA 150 2.4 1987 ATÉ 1988, HIACE 2.4 DIESEL, HIACE 2.4 TD, HIACE 2.4 TD 4WD, HILUX 2.4 TD 4WD, HILUX 2.5 D-4D, LAND CRUISER 2.4 TD, LAND CRUISER 3.0 D-4D, LAND CRUISER 4.5, SL, YARIS II 1.4 D-5D



CODE	OEM	MOTOR TYPE	OEM Nº
A-242-12V	DENSO	DND-09	128099-6320,128099-6321,28100-28041,22800-990,0285107620,1280996310,1280996312,1280996660,2813020020,2813028040,2813037120,23337AA160
MOTOR Nº			BRUSHES DIMENSIONS
17825, 2280009900, 2280009901, 2280009902, 23300AA49A281000A010, 2810020020, 2810028040, 2810028041, 281002804184, 2810028050, 2810031040, 4280000024, 4280000150, 4280000151, 4280000152, 4280000340, 4280000341, 4280001080, 4280001261, 4280001311, 4280002290, 4280003040, 4280003090, 4280005830, 4280005871, 4280005880, LRS02261, M000T20171, MOT20171			4,5 x 8,4 x 15,0

APPLICATION

LEXUS ES300 6 CIL 3.0L 2002 ATÉ 2003, GS250 IV 2.5, GS300 III 3.0 V6, IS250 II 2.5, IS250 III 2.5, RX300, RX330, RX350, SCION 2.4, SCION TC 4 CIL 2.4L 2005 ATÉ 2006 **PONTIAC** VIBE 1.8L 2003 ATÉ 2008 **SAAB** 9-2X 2.0, 9-2X 2.5 **SUBARU** FORESTER 2.0, FORESTER 2.0 TURBO, FORESTER 2.5, IMPREZA 2.0 WRX TURBO, LEGACY III 2.0, OUTBACK 2.5i 16V, OUTBACK 3.0 24V **TOYOTA** 4RUNNER, AVENSIS, CAMRY 2.4L, CAMRY 3.0L, COROLLA 1.6, COROLLA 1.8 VVT-I, FORTUNER 2.7 VVTI FLEX, HIGHLANDER 4 CIL 2.4L 2004 ATÉ 2007, HILUX 2.5 DIESEL, HILUX 2.7 VVT-I FLEX, LAND CRUISER, MATRIX 2003 ATÉ 2008, RAV4, SOLARA 4 CIL 2.4L 144CID 2002 ATÉ 2006, SOLARA 6 CIL 3.0L 2002 ATÉ 2005, SW4 2.7 VVT-I FLEX, VIGO 2.5 DIESEL, VIGO 2.7 WTI FLEX, YARIS 1.3 16V, YARIS II 1.8 VVTI



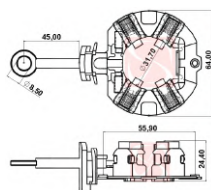
CODE	OEM	MOTOR TYPE	OEM Nº
A-254-12V	DENSO		1280996310
MOTOR Nº			BRUSHES DIMENSIONS
228000-9900, 228000-9901, 228000-9902, 28100-0H050, 28100-0H051, 28100-28041, 428000-0690, 428000-0700			4,5 x 8,4 x 15,0

APPLICATION

LEXUS ES 300 3.0L, ES 330 3.3L, ES 350 3.5L, RX 330 3.3L, RX 350 3.5L **SCION** TC 2.4 VVT, XB 2.4L **TOYOTA** AVALON 3.5L, AVENSIS 2.0, AVENSIS 2.4, CAMRY 2.4L, CAMRY 3.0L, CAMRY 3.3L, CAMRY 3.5L, HIGHLANDER 2.4, HIGHLANDER 4CYL, RAV4 2.4L, RAV4 3.5L, SIENNA 3.0L, SIENNA 3.3L, SIENNA 3.5L, SOLARA 2.4, SOLARA 3.3, VENZA 3.5L

BRUSH-HOLDERS

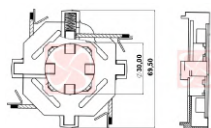
STARTER MOTORS



CODE	OEM	MOTOR TYPE	OEM Nº
A-318-12V	DENSO		
MOTOR Nº			BRUSHES DIMENSIONS
28100-0L180, TG438000-1790			5,5 x 18,5 x 10,3

APPLICATION

TOYOTA HILUX 2.8, HILUX 3.0



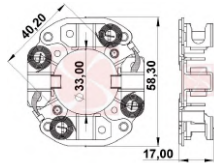
CODE	OEM	MOTOR TYPE	OEM Nº
A-327-12V	DENSO		28514-5020
MOTOR Nº			BRUSHES DIMENSIONS
0280002551, 0280009490, 0281085010, 1209803, 1209817 1218163011, 1218263011, 1218363011, 1218363012, 1249863010, 1249963010, 1280002520, 1280002621, 1280002631, 1280002800, 1280002820, 1280002890, 1280002980, 1280003090, 1280003250, 1280003251, 1280003260, 1280003261, 1280003262, 1280003530, 1280003540, 1280003650, 1280003651, 1280004020, 1280004030, 1280004031, 1280004032, 1280004060, 128000423, 1280004270, 1280004290, 1280004291, 1280004430, 1280004520, 1280004530, 1280004531, 1280004532, 1280004700, 1280004800, 1280004870, 1280005010, 1280005500, 1280005650, 1280006550, 1280006980, 1280007050, 1280007051, 1280007110, 1280007150, 1280007160, 1280007480, 1280007490, 1280007580, 1280007581, 1280007720, 1280007740, 1280007860, 1280007940, 1280008040, 1280008540, 1280008920, 1280008930, 1280009170, 1280009171, 1280009210, 1280009360, 1280009362, 1280009363, 1280009980, 1280009981, 16880, 17187, 17439, 17601, 17604, 17628, 17946, 18009, 18010, 18011, 18012, 18048, 18196, 18266, 18404, 18425, 18450, 18504, 18511, 18512, 18533, 18549, 18871, 18873, 18982, 18983, 18985, 19169, 19509, 19558, 19617, 211631147, 211632070, 211632073, 211632077, 211632081, 211632089, 211632093, 211632101 211632109, 211632114, 211632118, 211632120, 211632127 211632130, 211637002, 211637014, 211637015, 211637020 211637023, 2280000120, 2280000121, 2280000670, 2280000671, 2280000770, 2280001250, 2280001870, 2280002210, 2280002211, 2280002212, 2280002213, 2280002214, 2280002420, 2280002640, 2280003270, 2280003271, 2280003340, 2280003341, 2280004620, 2280004890, 2280004891, 2280004910, 2280005160, 2280005780, 2280006300, 2280007190, 2280007850, 2280007851, 2280007860, 2280007990, 2280007991, 2280008020, 2280008291, 2280008350, 2280008740, 2280008830, 2280008831, 2280009180, 2280009181, 2280009182, 2280009261, 2280009480, 2280009481, 2280009580, 2280009710, 2409801, 2809802, 2810031040 2810031041, 2810031071, 2810087803, 31200PH9004, 31200ZJ1841, 31200ZJ1842, 42000-5790, 4280000230, 4280000490, 4280000950, 4280001000, 4280001240, 4280001241, 4280001243, 4280002341, 4280002741, 4280003120, 4280003130, 4280005060, 428000-5800, 4280006600, 4280006610, 4280006681, AM104559, AM105575, AM108390, AM108615, AM109408, AM132303, AM133636, AM133646, AM134946, AW26844, DSN931, E719563010, MD141311, MD15981, MD184420, MIA19046 SE501847, TR95D9966			6,5 x 8,0 x 10,0

APPLICATION

BOMAG BW90, BW900 **BOMBARDIER** SARASOTA 1000 (ANO 2005) **BUSH HOG** CS180T **CHEVROLET - GM** SPECTRUM (ANO 1985-1988) **DIVERSAS** MAZDA **FORD** ESCORT, FIESTA 1.2 FIESTA 1.3 **HONDA** 24HP, CITY 1.5, CIVIC 1.4, FIT 1.4, FIT 1.5, GX610K1, GX670, GX670K1, GXV620, GXV670 **KAWASAKI** KEF300 LAKOTA SPORT (ANO 2001-2003), KEF300 LAKOTA UTILITY (ANO 1995-2000), KFX250 MOJAVE (ANO 2004), KFX400 (ANO 2003-2006), KFX450R (ANO 2008-2014), KFX50 (ANO 2013-2019) **KUBOTA** AV5500B (ANO 1994-2004), AV6500B (ANO 1994-2004), T1460 (ANO 1997-2001), T1460-40, T1460A-40, T1560 (ANO 1997-2001), T1760 (ANO 1997-2001), XG94-D (ANO 1988-1998) **SUBARU** VIVIO **TOYOTA** 4RUNNER (ANO 2003-2009), COROLLA, STARLET, TUNDRA (ANO 2005-2014) **WACKER** RD-11A **YAMAHA** EF4000DEX, YG4000DX

BRUSH-HOLDERS

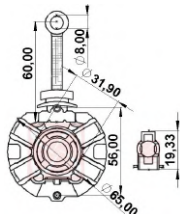
STARTER MOTORS



CODE	OEM	MOTOR TYPE	OEM Nº
A-341-12V	DENSO		
MOTOR Nº			BRUSHES DIMENSIONS
028000-3590, 028000-8320, 028000-8321, 1550463010			7,0 x 13,0 x 15,5

APPLICATION

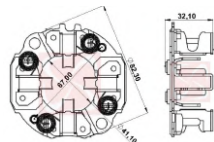
KUBOTA ESCAVADEIRA KH21, MOTOR DM1102, TRATOR B2150DT, TRATOR B9200DT **MARINE** MOTOR 5424 M-30



CODE	OEM	MOTOR TYPE	OEM Nº
A-344-12V	DENSO		
MOTOR Nº			BRUSHES DIMENSIONS
438000-0471, 438000-0473			5,5 x 13,4 x 12,0

APPLICATION

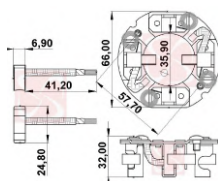

BMW 220I, 225I, X1 **MINI** MINI COOPER CLUBMAN



CODE	OEM	MOTOR TYPE	OEM Nº
A-349-24V	DENSO		
MOTOR Nº			BRUSHES DIMENSIONS
128000-0216, 228000-5641, 428000-7100, 4996707, 99432760			7,8 x 24,8 x 21,0

APPLICATION

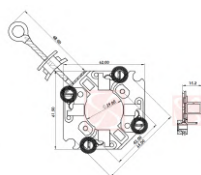
CASE 1840 (1990->), 1845 C (1987->), 580 (1982-1994), 590 CK (1992->), 590 L (1992->), 6000 (1985->), 6500 (1985) **IVECO** 180 E 24 7.8 (1999-2004), 180 T 27 7.8 (2005->), 190 E 24 7.8 (1999-2004), 190 E 27 7.8 (1998->), 190 E 31 7.8 (1999-2004), 190 E 35 7.8 (1998-2004), 190 S 27 7.8 (2004->), 190 S 30 7.8 (2004->), 190 S 31 7.8 (2003->), 190 S 33 7.8 (2006->), 190 S 35 7.8 (2003->), 190 S 36 7.8 (2007->), 190 T 31 7.8 (2004->), 190 T 33 7.8 (2006->), 190 T 35 7.8 (2004->), 260 E 24 7.8 (1999->), 260 E 27 7.8 (1999-2004), 260 E 31 7.8 (1999-2004), 260 E 35 7.8 (1999-2004), 260 S 27 7.8 (2004->), 260 S 30 7.8 (2004->), 260 S 31 7.8 (2003->), 260 S 35 7.8 (2003->), 260 S 36 7.8 (2007->), 260 T 31 7.8 (2004->), 260 T 33 7.8 (2006->), 260 T 35 7.8 (2004->), 260 T 36 7.8 (2004->), 30 S 36 T 8.7 (2012->), 340 E 35 7.8 (1999-2004), 340 T 36 7.8 (2006->), 380 E 35 7.8 (2000-2004), 380 T 33 7.8 (2006->), 380 T 36 7.8 (2004->), 380 T 36 7.8 (2006->), 400 E 31 7.8 (1998->), 400 E 35 7.8 (1998-2005), 400 T 36 7.8 (2004->), 410 E 35 7.8 (2000-2004), 410 T 36 7.8 (2006->), 440 E 31 7.8 (1998->), 440 E 35 7.8 (1998->), 440 S 31 7.8 (2003->), 440 S 33 7.8 (2006->), 440 S 35 7.8 (2003->), 450 E 32 T 7.8 (2008-2011), 450 S 33 T 8.7 (2012->), 460 S 36 T 8.7 (2012->) **NEW HOLLAND** GUINDASTE, PLATAFORMA, RETROESCAVADEIRA LB90, ROLO COMPACTADOR COM MOTOR CUMMINS ISB 6.7



CODE	OEM	MOTOR TYPE	OEM Nº
A-339-12V	DIVERSOS		
MOTOR Nº			BRUSHES DIMENSIONS
QDJ1407A, QDJ1407B, QDJ1409E			7,0 x 25,0 x 17,0

APPLICATION

WEICHAI MOTOR/ENGINE4102, MOTOR/ENGINE4105 **XICHAI** 4DW **XINCHANG** QC495, XC490



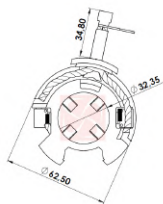
CODE	OEM	MOTOR TYPE	OEM Nº
A-016-12V	EFFA		
MOTOR Nº			BRUSHES DIMENSIONS
300105, 462-3708950-01, 4650-208950, EFF030, QD1127			6,5 x 11,0 x 16,0

APPLICATION

CHANGAN CHANA PICK-UP, CHANA VAN **EFFA** FURGÃO, PICK-UP CAB. DUPLA, PICK-UP CAB. SIMPLES, START, VAN **HAFEI** FURGÃO, PICK-UP, TOWNER, TOWNER JR CAB. DUPLA, TOWNER JR CAB. SIMPLES

BRUSH-HOLDERS

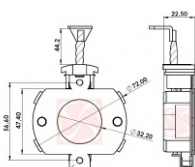
STARTER MOTORS



CODE	OEM	MOTOR TYPE	OEM Nº
A-007-12V	FORD / MOTORCRAFT		
MOTOR Nº			BRUSHES DIMENSIONS
XS6U-11000-B4A			5,8 x 13,0 x 14,0

APPLICATION

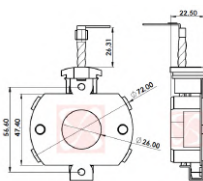
FORD COURIER, FIESTA, FIESTA STREET, KA



CODE	OEM	MOTOR TYPE	OEM Nº
A-108-12V	FORD / MOTORCRAFT	PMGR	F3RZ11002C,F3RZ11061A,F3RZ11061C
MOTOR Nº			BRUSHES DIMENSIONS
93BB11000, 93BB11000HB, 93BB11000JB, 93BB11000JC, 93BB11000KA, 93BB11000KB, 93BB11000KC, 93BB11000KD, F37U11131BA, F3TU11131AA, F77211002AA			4,6 x 16,0 x 14,0

APPLICATION

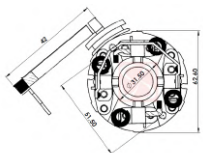

FORD BRONCO, ECOSPORT, ESCORT 1.6 16V, ESCORT 1.6 16V XR3, ESCORT 1.6i 16V, ESCORT 1.8 16V, ESCORT 1.8i 16V, ESCORT 1.8i 16V XR3, EXPEDITION 6CL, EXPLORER 4.0 L V6, F1000 4.0, MAVERICK 2.0 16V, MONDEO 1.6i, MONDEO 1.6i 16V, MONDEO 1.8i, MONDEO 1.8i 16V, MONDEO 2.0 16V, MONDEO 2.0i 16V, MUSTANG V6, RANGER 4.0, WINDSTAR V6, **MAZDA** TRIBUTE 2.0 DX



CODE	OEM	MOTOR TYPE	OEM Nº
A-109-12V	FORD / MOTORCRAFT	PMGR	E90Z-11061A,E90Z-11061B,E90Z-11061C
MOTOR Nº			BRUSHES DIMENSIONS
1057652, 1057654, 1057661, 1076141, 1085273, 1087280, 1367529, 1X4U11000AA, 3852582, 5029143, 6775703, 6775704, E90F11000AA, E90F11000BA, E95F11000AA, E95F11000BA, F02F11000AA, F07U11000AA, F07U11000BA, F0CF11000AA, F0CF11000BA, F0QU11000AA, F0TZ11002B, F13U11000AA, F17U11000AB, F1VU11000AA, SB-331, SB-335, SB-337, SB-348, SB-353, SB-356, XS6U11000AC, XS6U11000AD			4,6 x 16,0 x 14,0

APPLICATION

FORD CONTOUR 2.0, CONTOUR 2.0 GL, CONTOUR 2.0 LX, CONTOUR 2.0 SE, CONTOUR-4 / 6CL, COURIER, ESCAPE 2.0, ESCORT 1.6 16V, ESCORT 1.6 16V XR3, ESCORT 1.6i 16V, ESCORT 1.8 16V, ESCORT 1.8i 16V, ESCORT 1.8i 16V XR3, ESCORT 4CL, FIESTA, FOCUS 1.8i 16V, FOCUS 2.0 16V, FOCUS 2.0 LE, FOCUS 2.0 LX, FOCUS 2.0 RS, FOCUS 2.0 S2, FOCUS 2.0 SVT, FOCUS 2.0 ZTS, FOCUS 2.0 ZTW, FOCUS 2.0 ZX3, FOCUS 2.0 ZX5, KA, MERCURY SABLE 3.0i 6CL, MERCURY SABLE 6CL 3.0L, MONDEO 1.6i, MONDEO 1.6i 16V, MONDEO 1.8i, MONDEO 1.8i 16V, MONDEO 2.0 16V, MONDEO 2.0i 16V, TRANSIT CONNECT 1.8 16V, TRANSIT CONNECT 1.8 TDCI, VAN WINDSTAR 6CL, **MERCURY** COUGAR 2.0, MYSTIQUE 2.0, MYSTIQUE 2.0 GS, MYSTIQUE 2.0 LS



CODE	OEM	MOTOR TYPE	OEM Nº
A-137-12V	FORD / MOTORCRAFT	PMGR	
MOTOR Nº			BRUSHES DIMENSIONS
1061458, 1063999, 1064000, 1067622, 1104965, 1120214, 1140757, 1151216, 1151642, 1197912, 1218885, 1229427, 1233234, 1233277, 1237323, 1250901, 1251700, 1254222, 1300504, 1325943, 1366473, 1366986, 1368970, 1379702, 1379703, 1386127, 1387091, 1465010, 1469712, 1473072, 1477482, 1477973, 1478129, 19BI, 1S7U11000AA, 1S7U11000AB, 1S7U11000AC, 1S7U11000AD, 1S7U11000AE, 1S7U11000AF, 2S6U11000EA, 2S6U11000EB, 2S6U11000EC, 2S6U11000ED, 2S6U11000EE, 2S7T11000AA, 2T1411000AA, 2T1411000BA, 2T1411000BB, 2T1411000BC, 2T1411000CA, 3M5T11000AB, 3M5T11000AC, 3M5T11000AD, 3M5T11000AE, 3M5T11000CB, 3M5T11000CC, 3M5T11000CD, 3M5T11000CE, 3M5T11000CF, 3S7T11000AC, 3S7T11000AD, 4443760, 4587107, 4635595, 4M5T11000AA, 4M5T11000AB, 4M5T11000AC, 4S4T11000AA, 6G9N11000AA, 6G9N11000AB, 6G9N11000BB, 6G9N11000JA, 6G9N11000JB, 6S4T11000AA, 7177333,			6,0 x 13,0 x 13,5

BRUSH-HOLDERS

STARTER MOTORS

7G9N11000AB, 7G9N11000AC, 96BB11000AA, 96BB-11000-AA7, 96BB11000AB, 96FB11000MD, 96FB11000MG, 98AB11000CB, 98AB11000CC, 98AB11000CD, F7RU11000AA, R93BB11000AC, XS7U11000C4A, XS7U11000CB, YS4U11000AA, YS4U11000AB, YS4U11000BA, YS4U11000DA, YS4U11000DB

APPLICATION

FORD B-MAX 1.6 TDCI, C-MAX 1.6 TDCI, C-MAX 1.6 TI, COURIER 1.5 TDCI, COURIER 1.6 TDCI, ESCORT VI 1.8I, FIESTA V 1.4 TDCI, FIESTA V 1.6 TDCI, FIESTA VI 1.4 TDCI, FOCUS 1.4, FOCUS 1.6, FOCUS 2.0, FOCUS 2.0i 16V, FUSION 1.4 TDCI, FUSION 1.6 TDCI, GALAXY 2.0, GALAXY 2.3, KA 1.3, MAVERICK 2.3, MONDEO 1.6, MONDEO 1.8, MONDEO 2.0, MONDEO 2.0 TDCI, MONDEO 2.5, MONDEO 3.0 **JAGUAR** X-TYPE 2.1 V6, X-TYPE 2.5 V6, X-TYPE 3.0 V6 **MAZDA** 2 1.4 CD, 2 1.6 CD, 3 1.6 DI TURBO, TRIBUTE 2.3, TRIBUTE 3.0 V6 **MERCURY** COUGAR, MYSTIQUE GL, MYSTIQUE LS **VOLVO** C30 1.6, C30 1.8, C30 2.0, C30 2.5, C70 2.5, S40 1.6, S40 1.8, S60 2.4, S60 2.5, V40 2.0, V50 1.6, V70

CODE	OEM	MOTOR TYPE	OEM N°
A-176-12V	FORD / MOTORCRAFT		F81U11434AA
MOTOR N°			BRUSHES DIMENSIONS
1L2U11000AA, F81Z11002AA, XL1Z11002AA, XW4U11000CG, XW4Z11002CG			4,5 x 16,0 x 16,2

APPLICATION

DIVERSAS BLACKWOOD **FORD** COURIER, EXCURSION 4.6L V8 (1999 - 2001), EXCURSION 5.4L V8 (2000 - 2001), EXCURSION 6.8L V10 (2000 - 2001), EXPEDITION, EXPLORER, F 100 4.6L, F 100 5.4L V8 (1999 - 2001), F 100 6.8L V10, F 150, LINCOLN, NAVIGATOR, RANGER, THUNDER BIRD, TRANSIT

CODE	OEM	MOTOR TYPE	OEM N°
A-177-12V	FORD / MOTORCRAFT		
MOTOR N°			BRUSHES DIMENSIONS
10455505, AA10018400			4,8 x 13,0 x 12,0

APPLICATION

DAEWOO TOWNER **DIVERSAS** EURO, FORD

CODE	OEM	MOTOR TYPE	OEM N°
A-183-12V	FORD / MOTORCRAFT		F7RU11434BA, F7RUBA
MOTOR N°			BRUSHES DIMENSIONS
4878768, 93BB11000JB, 97BB11000BB, 97BB11000BC, 97CA11000AB, 97VB11000A, 97VB11000AA, 97VB11000AB, 97VB11000B, 97VB11000BA, 98AB11000AC, 98AB11000BC, 98VB11000B1A, 98VB11000B3A, 98VB11000BA, F3RZ11002A, F3RZ11002B, F3RZ11002C, F50Y11002A, F87U11000, F87U11000DD, YC1U11000AB			8,2 x 19,2 x 22,3

APPLICATION

FORD C-MAX 2.0 TDCI, COURIER, ESCORT 1.8 DIESEL, ESCORT 1.8 DIESEL EXPRESS, ESCORT 1.8 TD, ESCORT 1.8 TD EXPRESS, F100, F1000, FIESTA 1.8 DIESEL, FIESTA 1.8 TD, FOCUS 1.8 TD, FOCUS 1.8 TDCI, FOCUS 1.8 TDDI, FOCUS 2.0 TDCI, GALAXY 2.0 TDCI, GRAND C-MAX 2.0 TDCI, MONDEO 1.8 TD, MONDEO 2.0 DI/TDDI 16V, MONDEO 2.0 TDCI, MONDEO 2.0 TDCI/TDDI 16V, MONDEO 2.0 TDDI 16V, MONDEO 2.2 TDCI, ORION, RANGER DIESEL, S-MAX 2.0 TDCI, TRANSIT 2.0 DIESEL, TRANSIT 2.2 TDCI, TRANSIT 2.4 DIESEL, TRANSIT 2.4 TDCI, TRANSIT 2.5 DIESEL, TRANSIT 2.5 DTI, TRANSIT 2.5 TD, TRANSIT 2.5 TDI **JAGUAR** X-TYPE 2.2 DIESEL **MAZDA** 121 1.8 DIESEL **VOLVO** C30 2.0 DIESEL, C70 2.0 DIESEL, S40 2.0 DIESEL, S80 2.0 TDI, V50 2.0 DIESEL, V70 2.0 DIESEL

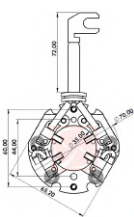
CODE	OEM	MOTOR TYPE	OEM N°
A-353-12V	FORD / MOTORCRAFT		
MOTOR N°			BRUSHES DIMENSIONS
6G9N-11000-AC, 8G1T-11000-AE			6,0 x 12,7 x 13,4

APPLICATION

FORD EDGE 3.5 V6 (2009-2013), FOCUS 1.6 (2013-2018), FOCUS 2.0 (2013-2018), TAURUS 2.0 (2010-2017), TAURUS 3.5 (2010-2017)

BRUSH-HOLDERS

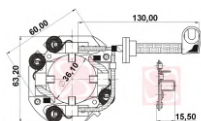
STARTER MOTORS



CODE	OEM	MOTOR TYPE	OEM Nº
A-023-12V	HITACHI		
MOTOR Nº			BRUSHES DIMENSIONS
119865-77012, S114-656A			4,5 x 10,8 x 14,5

APPLICATION

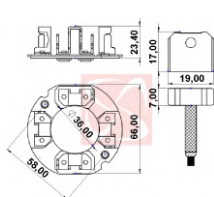

OBSERVAÇÕES Aplicado em gerador Cummins Onan p/ embarcações 119865-77012 / s114-656a. **CUMMINS** GERADOR ONAN **YANMAR** MOTOR 3T72, MOTOR 3T75, MOTOR 3TN66, MOTOR 3TN72 MOTOR 3TN75



CODE	OEM	MOTOR TYPE	OEM Nº
A-040-12V	HITACHI	PMGR	698114,698115,6981153,CARGO:137750
MOTOR Nº			BRUSHES DIMENSIONS
1017200, 2114-13103, 2114-23104, 2114-39008, 2114-83102 2114-93102, 2330012G05, 2330088G01, 2337853J02, 2337877A01, 81017200, CQ2050014CQ, S114364, S114503 S114505, S114509, S114516, S114516A, S114517, S114517C, S114519A, S114520B, S114523, S114525A, S114526, S114526A, S114527A, S114527B, S114528, S114530, S114533, S114534, S114535, S114553, S114700A S114701A, S114701C, S114705, S114705A, S114705B, S114705C			7,0 x 11,0 x 16,5

APPLICATION

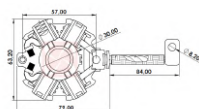
DIVERSAS ACURA, ISUZU **NISSAN** ALMERA, D21 3.0, MICRA 1.0, PATHFINDER 3.0, PRIMERA, SUNNY, TERRANO 3.0 **VOLKSWAGEN** GOLF



CODE	OEM	MOTOR TYPE	OEM Nº
A-044-12V	HITACHI		
MOTOR Nº			BRUSHES DIMENSIONS
			7,0 x 18,9 x 16,4

APPLICATION

HITACHI TRATORES TRAMONTINI



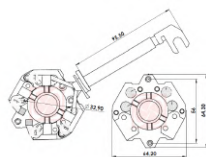
CODE	OEM	MOTOR TYPE	OEM Nº
A-180-12V	HITACHI		M321X14176
MOTOR Nº			BRUSHES DIMENSIONS
M000T30771, M000T32171, M000T32172, M000T36971, M000T36971ZE, M000T85981, M0T30771, M0T32171, M0T32172, M0T36971, M0T36971ZE, M0T85981, MD362207			4,5 x 12,0 x 12,2

APPLICATION

HITACHI MÁQUINAS DIVERSAS **HYSTER** EMPILHADERAS **MITSUBISHI** OUTLANDER, PAJEROSPORT **NISSAN** CUBE1.616V, JUKE1.6I, MICRA1.6, NOTE1.6, NV2001.616V, QASHQAI1.6, SENTRA, TIIDA1.6, VEÍCULOS COMMOTORES GA15 **OPEL** AGILA1.0, AGILA1.2 **RENAULT** CAPTUR1.616V, DUSTER1.616V, FLUENCE1.616V, LOGAN1.6I, SANDERO1.616V **SUZUKI** SPLASH1.2 **VAUXHALL** AGILA1.0

BRUSH-HOLDERS

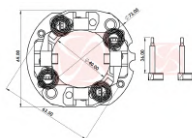
STARTER MOTORS



CODE	OEM	MOTOR TYPE	OEM Nº
A-205-12V	HITACHI		2114-23106,2114-53105,2114-63104,2114-73105,233780M300,233781E400
MOTOR Nº			BRUSHES DIMENSIONS
04801694AC, 23300-EN20B, 3110096J01, 428000-0341, 428000-0670, 428000-0680, 428000-1760, 428000-7400, 51899848, 7521122-03, S114-868B, S114-750, S114-751, S114-753, S114-753C, S114-755, S114-756, S114-758, S114-765, S114-766A, S114-767, S114-775A, S114-800, S114-801, S114-805, S114-816, S114-818, S114-829A, S114-829B, S114-850, S114-902A, S114-902B, S114-922, S114-951A, S114-951B			4,5 x 14,0 x 17,0

APPLICATION

BMW 335 **DIVERSAS** ACURA, ISUZU, KOMATSU **FIAT** STRADA **JEEP** GRAND CHEROKEE LAREDO (2010 > 2012) **NISSAN** SENTRA, TIIDA 1.8 (2007 >), X-TRAIL 2.0 (2007 >) **RENAULT** CLIO 1.6 (2013 >), CLIO 2.0 (2006 >), FLUENCE, GRAND SCENIC (2009 >), LAGUNA 2.0 (2007 >), MEGANE 2.0 (2009 >), SCENIC (2009 >) **SUZUKI** MOTOR DE POPA



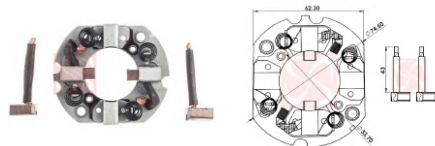
CODE	OEM	MOTOR TYPE	OEM Nº
A-214-12V	HITACHI	OSGR	RFBS131068,2130-13022,21301306,213053021,213053022,213073021,213073022,213093021,21309305,22401310,22402310,EC45011,8941369010,8942420630,8943378660,8944788630,2337810G00,2337854A00,23378V7200,23378W2500,21302306,22403310,213013022,213057
MOTOR Nº			BRUSHES DIMENSIONS
12948677011, 12994077010, 213061004, 213081004, 2330010T02, 2330011M02, 233001S900, 233002T710, 2330040K21, 2330054A05, 2330057J05, 2330065N51, 2330083W00, 233100Y000, 8411155670, 8452325, 8941150670, 8941155670, 8941155671, 8941155672, 8941364480, 8941364481, 8941364482, 8941475492, 8941492490, 8942387580, 8942549221, 8943334380, 8943876530, 8944299780, 8944339120, 8944339121, 8944339122, 8944532120, 8944694963, 8971366880, 8973234370, RFBS114482, RFBS131068, S114357C, S13101, S13102, S13102A, S13104, S13105, S13105A, S13106, S13106A, S13106B, S13106C, S13106E, S13107, S13107A, S13109, S13111, S13112, S13113, S13114, S13114A, S13115, S13118, S13118A, S13-121, S13122, S13126, S13126A, S13127, S13127C, S13131, S13132, S13136, S13137A, S13200, S13203, S13204, S13207, S13207A, S13207C, S13210B, S13210C, S13212, S13213, S13282, S13289, S13289A, S13294, S13302, S13302A, S13302B, S13305, S13305A, S13307A, S13317, S13321, S13322, S13326, S13327, S13329, S13331, S13332, S13404, S13407, S13407A, S13502A, S13527, S13527A, S13527B, S13551, S13551A, S13551C, S13553, S13553A, S13556, S13556A, S13559B, S13563B, S1362, S1362A, S1362B, S1364, S1366, S1366A, S1369, S1370A, S13759, S1381, S1382A, S1382B, S1383, S1384, S1384A, S1384B, S1389, S1389A, S1389B, S1389C, S1389D, S1391, S1391A, S1392, S1392A, S1402, S1403, S14102, S14203, S14205, S14206, S14210, S14210A, S14407A, S2003, S2005, S2006, S2007, S2009, S2012, S2015, S2024, S2401B, S2401C, S2401D, S2403A, S2403C, S2405A, S2405B, S2407, S2411, S25110A, S25110G, S25514			7,0 x 19,0 x 15,2

APPLICATION

BOBCAT MÁQUINAS DIVERSAS **DOOSAN** ESCAVADEIRA SOLAR 75-V **FORD** MAVERICK 2.7 TD **GEHL** MINI PÁ CARREGADEIRA **GMC** 7.110 **ISUZU** KT 3.3 D, MIDI 2.4 TD, NKR 3.1 D, NKR 3.3 DIESEL, NPR 3.3 DIESEL, RODEO 3.0 TD, TROOPER 3.0 DTI, WFR 2.0 D **KOMATSU** EMPILHADERA FG40 **NISSAN** ALMERA 2.0, CAPISTAR 2.3 TD, CAPISTAR 2.3D, CAPISTAR 2.5 TD, CAPISTAR 2.7 TD, ECO-T 3.0 TD, EMPILHADERA FORKLIFT, KING VAN 2.3 D, KING VAN 2.5 D, PARTIDAS RFB S114482, PATROL GR II 2.8 TD, PICK UP D, PARTIDAS RFBS131068, PRIMERA 2.0 D, SUNNY II 2.0 D, TERRANO 2.7 TD, TRADE 3.0, URVAN 2.0, URVAN 2.3 TD **THERMO KING** REFRIGERADOR SB-II 30 **YANMAR** MOTORES DIVERSOS

BRUSH-HOLDERS

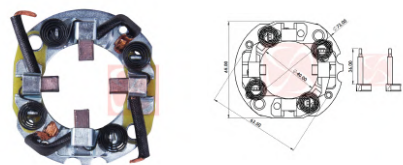
STARTER MOTORS



CODE	OEM	MOTOR TYPE	OEM Nº
A-215-12V	HITACHI	GR	2114-79001,23378M4901,21144311, YMR000311,23376M4901
MOTOR Nº		BRUSHES DIMENSIONS	
2330005P01, 2330011M02, 2330037J00, 2330037J05, 23300N5903, 5811001992, 8941155650, 8941333381, 8943325860, 8943863280, 8944548911, 8944839180, 8971177700, S114252, S114252A, S114252F, S114253, S114253A, S114254, S114254A, S114254B, S114254C, S114254D, S114255, S114255A, S114257, S114257G, S114257H, S114258, S114258C, S114264, S114268, S114290, S114290A, S114290B, S114293, S114296, S114296A, S114322, S114322A, S114338A, S114342, S114342A, S114344, S114357, S114357A, S114357B, S114357C, S114367, S114374B, S114393, S114395, S114395A, S114403B, S114429, S114429A, S114453, S114454, S114458, S114459, S114471, S114471A, S114472, S114472A, S114473, S114480, S114480A, S114480B, S114481, S114481A, S114482, S114483		6,8 x 14,0 x 15,0	

APPLICATION


CARRIER MÁQUINAS DIVERSAS COM MOTOR YANMAR **DIVERSAS** MASSEY FERGUSON, TOYOTA, YANMAR **ISUZU** GEMINI (I-MARK) 1.5 TD **KOMATSU** EMPILHADEIRA FG35 **NISSAN** CHERRY II 1.0, CHERRY II 1.2, PATROL 2.8, PATROL GR 4.2, SUNNY II 1.6 16V, SUNNY II 1.8 GTI 16V **PEL** ASTRA 1.7 TD, CORSA 1.5 D, CORSA 1.5 TD, KADETT 1.5 TD, VECTRA 1.7 TD **THERMO KING** REFRIGERADOR KD-II SR, REFRIGERADOR MD-200, REFRIGERADOR MD-200-MT, REFRIGERADOR MD-300, REFRIGERADOR MD-II MAX, REFRIGERADOR MD-II MAX SR, REFRIGERADOR RD-II REFRIGERADOR TS SPECTRUM TK, REFRIGERADOR TS-200, REFRIGERADOR TS-300, REFRIGERADOR TS-500



CODE	OEM	MOTOR TYPE	OEM Nº
A-312-24V	HITACHI		
MOTOR Nº		BRUSHES DIMENSIONS	
8973239350, 8973239352, 8980450271, 8980450273, LE13050036, S25163A, S25501, S25505, S25505E, S25505G, S25514, S25514A		7,0 x 19,0 x 15,2	

APPLICATION

CASE TRATORES CX180C **CATERPILLAR** EXCAVATOR 322L **ISUZU** SAKAI GW750 **JCB** RETROEXCAVADORA **KOBELCO** MÁQUINAS DIVERSAS



CODE	OEM	MOTOR TYPE	OEM Nº
A-011-24V	ISKRA		16906638
MOTOR Nº		BRUSHES DIMENSIONS	
11130364, 11130367, 11130407, 11130490, 11130491, 11130492, 11130537, 11130595, 11130598, 11130626, 11130660, 11130676, 11130686, 11130687, 11130743, 11130784, 11130798, 11130850, 11130993, 11131006, 11131053, 11131085, 11131086, 11131143, 11131144, 11131236, 11131348, 11131353, 11131377, 11131394, AZJ3113, AZJ3131, AZJ3132, AZJ3133, AZJ3160, AZJ3186, AZJ3188, AZJ3199, AZJ3213, AZJ3223, AZJ3230, AZJ3231, AZJ3263, AZJ3282, AZJ3294, AZJ3327, AZJ3351, AZJ3353, AZJ3367, AZJ3374, AZJ3375, AZJ3387, AZJ3388, AZJ3404, AZJ3412, AZJ3413, AZJ3418, AZJ3427, AZJ3593, AZJ3595		10,0 x 25,0 x 23,0	

APPLICATION

CASE ESCAVADORA 1080, ESCAVADORA 1088, ESCAVADORA 488, ESCAVADORA 688, ESCAVADORA 888, ESCAVADORA B60CL, ESCAVADORA B75CL, ESCAVADORA B75P, ESCAVADORA LC80, ESCAVADORA LY80 **DOOSAN** COMPRESSOR DE AR 10/105, COMPRESSOR DE AR 10/125, COMPRESSOR DE AR 14/115, COMPRESSOR DE AR 14/85, COMPRESSOR DE AR 7/120, COMPRESSOR DE AR 7/170, COMPRESSOR DE AR 9/110 **FIAT** CAMINHÕES 130, CAMINHÕES 65, CAMINHÕES 70, CAMINHÕES 75 **FIAT-ALLIS** ESCAVADORA S105B, ESCAVADORA S11, ESCAVADORA S60, ESCAVADORA S70, ESCAVADORA S9, ESCAVADORA S90, ESCAVADORA SL11, ESCAVADORA SL9 **IVECO** CAMINHÕES DIVERSOS **MAN** CAMINHÕES DIVERSOS **MERCEDES-BENZ** CAMINHÕES 1017, CAMINHÕES 1114, CAMINHÕES 1117, CAMINHÕES 1120, CAMINHÕES 1124, CAMINHÕES 1314, CAMINHÕES 1317, CAMINHÕES 1320, CAMINHÕES 1324, CAMINHÕES 1414, CAMINHÕES 1417, CAMINHÕES 1419, CAMINHÕES 1420, CAMINHÕES 1514, CAMINHÕES 1517, CAMINHÕES 1520, CAMINHÕES 1524, CAMINHÕES 1614, CAMINHÕES 1617, CAMINHÕES 1619, CAMINHÕES 1620, CAMINHÕES 1626, CAMINHÕES 1717, CAMINHÕES 1719, CAMINHÕES 1720, CAMINHÕES 1722, CAMINHÕES 1820, CAMINHÕES 1821, CAMINHÕES 1926, CAMINHÕES 2219, CAMINHÕES 2220, CAMINHÕES 2226, CAMINHÕES 2420, CAMINHÕES 2626, CAMINHÕES 608, CAMINHÕES 609, CAMINHÕES 611, CAMINHÕES 709, CAMINHÕES 711, CAMINHÕES 914, CAMINHÕES 917 ÔNIBUS: OF1114, ÔNIBUS: OF814, ÔNIBUS: OF817, ÔNIBUS: OF914 **NEW HOLLAND** PÁ CARREGADEIRA 130C, PÁ CARREGADEIRA 150C **SCANIA** CAMINHÕES DIVERSOS **VALTRA** SK150 **VOLKSWAGEN** CAMINHÕES 16180, CAMINHÕES 16210, CAMINHÕES 7100, CAMINHÕES 8140 **VOLVO** CAMINHÕES DIVERSOS

BRUSH-HOLDERS

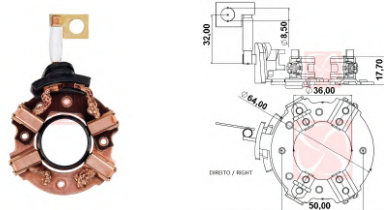
STARTER MOTORS



CODE	OEM	MOTOR TYPE	OEM Nº
A-299-24V	ISKRA		16908994
MOTOR Nº			BRUSHES DIMENSIONS
11130595, 11130728, 11130729, 11130730, 11130842, 11130944, 11131150, 11131214, 11131254, 11131274, 11131316, 11131335, 11131359, 11131376, 11131452, 11131494, 11131501, 11131524, 11131648, 11131691, 11131770, 11131775, 11131776, 11131846, 11131863, 11131865, 11131867, 11131881, 11131882, 11131987, 11131995, 11132027, 11132041, 11132042, 11132071, 11132083, 11132085, 11132094, 11132115, 11132117, 11132123, 11132124, 11132139, 11132140, 11132177, 11132189, 11132197, 11132198, 11132229, 11132230, 11132262, 11132264, 11132270, 11132290, 11132348, 11132368, 11132369, 11132371, 11132373, 11132403, AZF4106, AZF4121, AZF4137, AZF4169, AZF4198, AZF4201, AZF4230, AZF4232, AZF4237, AZF4238, AZF4239, AZF4266, AZF4267, AZF4273, AZF4276, AZF4277, AZF4289, AZF4292, AZF4293, AZF4295, AZF4303, AZF4306, AZF4307, AZF4311, AZF4312, AZF4323, AZF4327, AZF4330, AZF4331, AZF4337, AZF4338, AZF4347, AZF4350, AZF4356, AZF4365, AZF4373, AZF4375, AZF4377, AZF4384, AZF4507, AZF4508, AZF4509, AZF4515, AZF4527, AZF4554, AZF4571, AZF4573, AZF4581, AZF4588, AZF4594, AZF4617, AZF4645, AZF4646, AZF4672, AZF4696, AZF4833, AZF4852, AZF4862, AZJ3186, IS0595, IS1344			8,0 x 25,0 x 23,0

APPLICATION

AGCO 411C, 611C 6.6 **ATLAS** ESCAVADEIRA 1404ZW, ESCAVADEIRA 140W, ESCAVADEIRA 150W, ESCAVADEIRA 1600ZW, ESCAVADEIRA 160W, ESCAVADEIRA 180W, ESCAVADEIRA DE ESTEIRAS 160LC, ESCAVADEIRA DE ESTEIRAS 175LC SR, ESCAVADEIRA DE ESTEIRAS 215LC SR, MANIPULADOR TELESCÓPICO 180MH, MANIPULADOR TELESCÓPICO 200MH **ATLAS COPCO** COMPRESSOR DE AR **CASE** ESCAVADEIRA 1080, ESCAVADEIRA 1088, ESCAVADEIRA 488, ESCAVADEIRA 688, ESCAVADEIRA 888 **DEUTZ-FAHR** MÁQUINAS DIVERSAS **DOOSAN** COMPRESSOR DE AR 10/105 COMPRESSOR DE AR 10/125, COMPRESSOR DE AR 14/115, COMPRESSOR DE AR 14/85, COMPRESSOR DE AR 7/120, COMPRESSOR DE AR 7/170, COMPRESSOR DE AR 9/110 **IVECO** 110-17, 120-16, 120-17, 150-16, 160-17 **LIEBHERR** ESCAVADEIRA A903, ESCAVADEIRA R981 **MAN** CAMINHÕES DIVERSOS **MERCEDES BENZ** 1017, 1023, 1117, 1214, 1215, 1217, 1223, 1225, 1228, 1317, 1323, 1325, 1328, 1517, 1523, 1525, 1528, 1823, 1828, 2523, 2528, 2628, 711, 712, 714, 715, 717, 811, 812, 814, 815, 817, 915, 917, 923, 925, O345 (CONECTO), O520 (CITO), O530 (CITARO) **SISU** SK 150 6.6 **VALTRA** 411, 611 6.6, SK150 6.6 **XAHS BOMAG** FRESADORA A FRIO BM500/15, FRESADORA A FRIO BM600/15



CODE	OEM	MOTOR TYPE	OEM Nº
A-300-12V	ISKRA		16908508
MOTOR Nº			BRUSHES DIMENSIONS
11131002, 11131054, 11131137, 11131178, 11131285, 11131299, 11131518, 11131757, AZE2160, AZE2194, AZE2617, AZE2623, AZE2634, AZE2640, AZE2649, AZE2669, IS1015, IS1040, IS1060, IS1094, IS1104, IS1107, IS1173			6,0 x 12,0 x 11,0

APPLICATION

ACME ADN 37/2VW, ADN 37VW, ADN 37W, ADN 45, ADN 48W, ADN 54W, ADN 60W **AGRALE** 4230.4 GARGO **ARONA** AD 178M, AD 182L, AD 182M, AD 185M **AUDI** A3 1.6, A3 1.8 QUATTRO, A3 TURBO, A3 TURBO 20V, TT, TT ROADSTER **DIVERSAS** BCS **DUCATI** DM, HD, RH **FERRARI** SERIE 71, SERIE 718, SERIE 725, SERIE 792, SERIE 794, SERIE 800, SERIE 90, SERIE 90 SB, SERIE T 72, SERIE T 93, SERIES 300, SERIES 305, SERIES 306, SERIES 307 **FORD** GALAXY 2.3, GALAXY 2.3 16V **SEAT** ALHAMBRA 1.8 TURBO 20V, ALHAMBRA 2.0, CORDOBA 1.6, CORDOBA 1.8, CORDOBA 1.8 TURBO, CORDOBA 2.0, CUPRA, IBIZA 1.6, IBIZA 1.8, IBIZA 2.0, IBIZA 2.0 TURBO 20V, LEON **SKODA** FABIA 2.0, OCTAVIA 1.4, OCTAVIA 1.8 **VALPADANA** VMC 130, VMC 150 **VOLKSWAGEN** BEETLE 1.8 TURBO, BEETLE 2.0, BORA 1.4, BORA 1.6, BORA 1.8, BORA 2.0, BORA 2.0 TURBO, CADDY 1.6, GOLF III 1.4, GOLF III 1.6, GOLF III 1.8, GOLF IV, GOLF V 1.8 GTI, JETTA 1.8 TURBO GL, JETTA 1.8 TURBO GLS, JETTA 2.0, NEW BEETLE 1.6, NEW BEETLE 1.8, NEW BEETLE TURBO 2.0, PASSAT 1.8, PASSAT GL, POLO 1.6, POLO 1.8



CODE	OEM	MOTOR TYPE	OEM Nº
A-336-12V	ISKRA		16.908.336
MOTOR Nº			BRUSHES DIMENSIONS
11130567, 11130569, 11130619, 11130692, 11130703, 11130704, 11130705, 11130706, 11130748, 11130762, 11130785, 11130793, 11130799, 11130819, 11130820, 11130836, 11130841, 11130862, 11130863, 11130904, 11130941, 11130945, 11130998, 11130999, 11131014, 11131060, 11131065, 11131077, 11131145, 11131167, 11131191, 11131228, 11131237, 11131260, 11131300, 11131352, 11131370, 11131374, 11131375, 11131382, 11131411, 11131430, 11131436, 11131440, 11131464, 11131488, 11131490, 11131491, 11131507, 11131508, 11131520, 11131542, 11131550, 11131573, 11131574, 11131575, 11131604, 11131611, 11131612, 11131613,			7,9 x 25,0 x 18,9

11131640, 11131658, 11131697, 11131705, 11131706,
11131709, 11131727, 11131763, 11131782, 11131783,
11131784, 11131798, 11131811, 11131829, 11131830,
11131839, 11131848, 11131883, 11131893, 11131896,
11131898, 11131900, 11131920, 11131929, 11131930,
11131945, 11131965, 11132008, 11132009, 11132012,
11132045, 11132046, 11132047, 11132056, 11132062,
11132066, 11132069, 11132070, 11132073, 11132099,
11132104, 11132118, 11132122, 11132149, AZF4115,
AZF4119, AZF4122, AZF4129, AZF4130, AZF4131, AZF4132
AZF4135, AZF4141, AZF4143, AZF4146, AZF4147, AZF4148
AZF4155, AZF4158, AZF4159, AZF4160, AZF4164, AZF4170
AZF4181, AZF4183, AZF4184, AZF4185, AZF4190, AZF4196
AZF4204, AZF4205, AZF4206, AZF4209, AZF4214, AZF4220
AZF4224, AZF4240, AZF4242, AZF4245, AZF4247, AZF4248
AZF4251, AZF4253, AZF4254, AZF4258, AZF4260, AZF4269
AZF4270, AZF4279, AZF4280, AZF4281, AZF4283, AZF4284
AZF4286, AZF4287, AZF4288, AZF4291, AZF4296, AZF4304
AZF4305, AZF4315, AZF4510, AZF4511, AZF4513, AZF4514
AZF4520, AZF4521, AZF4524, AZF4528, AZF4535, AZF4538
AZF4541, AZF4542, AZF4545, AZF4553, AZF4559, AZF4562
AZF4569, AZF4570, AZF4577, AZF4591, AZF4595, AZF4596
AZF4597, AZF4598, AZF4627, AZF4637, AZF4639, AZF4643
AZF4683, AZF4687, AZF4691, AZF4814, AZF4831

APPLICATION

ATLAS ATLAS: PÁ CARREGADEIRA AR61A, EMPILHADERA AS81, PÁ CARREGADEIRA AR51BE, PÁ CARREGADEIRA AR70, PÁ CARREGADEIRA AR81 **ATLAS COPCO** COMPRESSOR DE AR ST35, COMPRESSOR DE AR ST48, COMPRESSOR DE AR STS35, COMPRESSOR DE AR STS48, COMPRESSOR DE AR XAHS 237, COMPRESSOR DE AR XAMS 287, COMPRESSOR DE AR XAS 186, COMPRESSOR DE AR XATS 156 **BOBCAT** MINI PÁ CARREGADEIRA 2000, MINI PÁ CARREGADEIRA 2400, MINI PÁ CARREGADEIRA 2410, MINI PÁ CARREGADEIRA 641, MINI PÁ CARREGADEIRA 741 MINI PÁ CARREGADEIRA 843, MINI PÁ CARREGADEIRA 843B, MINI PÁ CARREGADEIRA 853, MINI PÁ CARREGADEIRA 853H, MINI PÁ CARREGADEIRA 863, MINI PÁ CARREGADEIRA 863C, MINI PÁ CARREGADEIRA 863F, MINI PÁ CARREGADEIRA 863HC, MINI PÁ CARREGADEIRA 863HF, MINI PÁ CARREGADEIRA 873C, MINI PÁ CARREGADEIRA 943, MINI PÁ CARREGADEIRA 974 **BOMAG** COMPACTADOR (ROLO DE PNEUS) BW24 RH, COMPACTADOR (ROLO DE PNEUS) BW25 RH, COMPACTADOR (ROLO DE PNEUS) BW27 RH, PAVIMENTADORA DE ASFALTO BF800, ROLO COMPACTADOR BW141 AC, ROLO COMPACTADOR BW190 AD-4, ROLO COMPACTADOR BW190 AD-4 AM, ROLO COMPACTADOR BW202 AD-4, ROLO COMPACTADOR BW203 AD-4, ROLO COMPACTADOR BW203 AD-4 AM, ROLO COMPACTADOR BW211 D-40, ROLO COMPACTADOR BW212 D-40, ROLO COMPACTADOR BW213 D-40, ROLO COMPACTADOR BW216 D-40, ROLO COMPACTADOR BW216 PD-40, ROLO COMPACTADOR BW218 D-40 **CASE** COLHEITADEIRA 1620, COLHEITADEIRA 1640, COLHEITADEIRA 1644, COLHEITADEIRA 1666, COLHEITADEIRA 1668, COLHEITADEIRA 1670, COLHEITADEIRA 1680 COLHEITADEIRA 1688, COLHEITADEIRA 1690, COLHEITADEIRA 2144, COLHEITADEIRA 2166, COLHEITADEIRA 2188, COLHEITADEIRA 2366, COLHEITADEIRA 2388, COLHEITADEIRA 2399, COLHEITADEIRA DE ALGODÃO 1822, COLHEITADEIRA DE ALGODÃO 1844, COLHEITADEIRA DE ALGODÃO 2055, COLHEITADEIRA DE ALGODÃO 2155, MINI PÁ CARREGADEIRA SR200, MINI PÁ CARREGADEIRA SR250, TRATOR CS 105, TRATOR CS 110, TRATOR CS 120, TRATOR CS 130, TRATOR CS 150, TRATOR CS 78, TRATOR CS 80, TRATOR CS 85, TRATOR CS 86, TRATOR CS 94, TRATOR CS 95, TRATOR CVX 1135, TRATOR CVX 1145, TRATOR CVX 1155, TRATOR CVX 1170, TRATOR CVX 1190, TRATOR CVX 1195, TRATOR CVX 120, TRATOR CVX 130, TRATOR CVX 140, TRATOR CVX 150, TRATOR CVX 160, TRATOR CVX 170, TRATOR CVX 175, TRATOR CVX 190, TRATOR CVX 195, TRATOR FARMALL 105A, TRATOR FARMALL 115A, TRATOR FARMALL 95A, TRATOR JXU 115, TRATOR JXU 75 TRATOR MXM 120, TRATOR MXM 130, TRATOR MXM 140, TRATOR MXM 155, TRATOR MXM 175, TRATOR MXM 190, TRATORES MAXXUM, TRATORES PUMACATERPILLAR COLHEITADEIRA CHALLENGER 652C, COLHEITADEIRA CHALLENGER 660B, COLHEITADEIRA CHALLENGER 670B, COLHEITADEIRA CHALLENGER 672C, COLHEITADEIRA CHALLENGER WR9740, PULVERIZADOR (GAFANHOTO) CHALLENGER RG1100, PULVERIZADOR (GAFANHOTO) CHALLENGER RG1300, PULVERIZADOR (GAFANHOTO) CHALLENGER RG635B, PULVERIZADOR (GAFANHOTO) CHALLENGER RG645B, PULVERIZADOR (GAFANHOTO) CHALLENGER RG655B, TERRA-GATOR CHALLENGER 8333, TERRA-GATOR CHALLENGER TG845, TRATOR CHALLENGER MT665D, TRATOR CHALLENGER MT685D, TRATOR DE ESTEIRAS CHALLENGER MT745D, TRATOR DE ESTEIRAS CHALLENGER MT755D, TRATOR DE ESTEIRAS CHALLENGER MT755E, TRATOR DE ESTEIRAS CHALLENGER MT765D, TRATOR DE ESTEIRAS CHALLENGER MT765E, TRATOR DE ESTEIRAS CHALLENGER MT775E **CHALLENGER** COLHEITADEIRA 652C, COLHEITADEIRA 660B, COLHEITADEIRA 670B, COLHEITADEIRA 672C, COLHEITADEIRA WR9740, PULVERIZADOR (GAFANHOTO) RG1100, PULVERIZADOR (GAFANHOTO) RG1300, PULVERIZADOR (GAFANHOTO) RG635B, PULVERIZADOR (GAFANHOTO) RG645B, PULVERIZADOR (GAFANHOTO) RG655B, TERRA-GATOR 8333, TERRA-GATOR TG845, TRATOR DE ESTEIRAS MT745D, TRATOR DE ESTEIRAS MT755D, TRATOR DE ESTEIRAS MT755E, TRATOR DE ESTEIRAS MT765D, TRATOR DE ESTEIRAS MT765E, TRATOR DE ESTEIRAS MT775E, TRATOR DE ESTEIRAS MT775E **CUMMINS** 6CC **DEUTZ-FAHR** TRATORES **DIVERSAS** AGCO PERKINS **DOOSAN** MANIPULADOR TELESCÓPICO DT70 **FORD** TRATORES **JCB** ESCAVADEIRA 805, ESCAVADEIRA 806, ESCAVADEIRA 807, TRATOR FASTRAC 3200 XTRA, TRATOR FASTRAC 3230 XTRA TRATOR FASTRAC 8280, TRATOR FASTRAC 8310 **JOHN DEERE** COLHEITADEIRA 1165, COLHEITADEIRA 1175, COLHEITADEIRA 1450, COLHEITADEIRA 1470, COLHEITADEIRA 1550, COLHEITADEIRA 9470STS, COLHEITADEIRA 9570STS, COLHEITADEIRA DE CANA 3510, COLHEITADEIRA DE CANA 3520, EMPILHADERA 485E, EMPILHADERA 486E, EMPILHADERA 488E, MANIPULADOR TELESCÓPICO 3200, MANIPULADOR TELESCÓPICO 3215, MANIPULADOR TELESCÓPICO 3220, MANIPULADOR TELESCÓPICO 340, MANIPULADOR TELESCÓPICO 3415, MANIPULADOR TELESCÓPICO 3420, MANIPULADOR TELESCÓPICO 3800, MOTOR 3029DF/TF, MOTOR 4039DF/TF, MOTOR 4045D/T, MOTOR 4045DF/HF/TF, MOTOR 6059, MOTOR 6068HBM02, MOTOR 6068HCQ04, MOTOR 6068HCQ05, MOTOR 6068HCQ07, MOTOR 6068HYC52, PÁ CARREGADEIRA 210LE, PÁ CARREGADEIRA 310E, PÁ CARREGADEIRA 310G, PÁ CARREGADEIRA 310S, PÁ CARREGADEIRA 310SE, PÁ CARREGADEIRA 315SE, PÁ CARREGADEIRA 410E, RETROESCAVADEIRA 310SE, RETROESCAVADEIRA 310SG, RETROESCAVADEIRA 315SE, RETROESCAVADEIRA 315SG, RETROESCAVADEIRA 410C, RETROESCAVADEIRA 410E, RETROESCAVADEIRA 410G, TRATOR 4040, TRATOR 5038D, TRATOR 5041C, TRATOR 5042D, TRATOR 5045D, TRATOR 5050D, TRATOR 5055E, TRATOR 5060E, TRATOR 5065E, TRATOR 5075E, TRATOR 5724MFWD **LIEBHERR** ESCAVADEIRA A901, ESCAVADEIRA A911, ESCAVADEIRA A921, ESCAVADEIRA R911, ESCAVADEIRA R921 **MASSEY FERGUSON** TRATOR MF291, TRATOR MF330, TRATOR MF3655, TRATOR MF4292, TRATOR MF4297, TRATOR MF4299, TRATOR MF4320, TRATOR MF4325, TRATOR MF4335, TRATOR MF4345, TRATOR MF435, TRATOR MF4355 TRATOR MF4360, TRATOR MF4370, TRATOR MF440, TRATOR MF445, TRATOR MF455, TRATOR MF460, TRATOR MF470, TRATOR MF480, TRATOR MF5455, TRATOR MF5608, TRATOR MF5609, TRATOR MF5610, TRATOR MF5611, TRATOR MF5613, TRATOR MF5711, TRATOR MF5712, TRATOR MF5713, TRATOR MF6225, TRATOR MF6613, TRATOR MF6614, TRATOR MF6615, TRATOR MF6616, TRATOR MF7715, TRATOR MF7716, TRATOR MF7718, TRATOR MF7719, TRATOR MF7720, TRATOR MF7722, TRATOR MF7724, TRATOR MF7726, TRATOR MF8140, TRATOR MF8150, TRATOR MF8160, TRATOR MF8210, TRATOR MF8220, TRATOR MF8250, TRATOR MF8260, TRATOR MF8270, TRATOR MF8280, TRATOR MF8450, TRATOR MF8460, TRATOR MF8470, TRATOR MF8480, TRATOR MF8650, TRATOR MF8660, TRATOR MF8670, TRATOR MF8680, TRATOR MF8690, TRATOR MF8727, TRATOR MF8730, TRATOR MF875 **NEW HOLLAND** COLHEITADEIRA CX720, COLHEITADEIRA CX740, COLHEITADEIRA CX760, COLHEITADEIRA CX780, COLHEITADEIRA CX820, COLHEITADEIRA CX840, COLHEITADEIRA HW300, COLHEITADEIRA HW320, COLHEITADEIRA HW340, COLHEITADEIRA HW345, COLHEITADEIRA HW365, TRATOR 3430, TRATOR 3930, TRATOR 4130, TRATOR 4630, TRATOR 4830, TRATOR 4835, TRATOR 5030, TRATOR 5610, TRATOR 5640, TRATOR 6610, TRATOR 6640, TRATOR 7010, TRATOR 7610 TRATOR 7740, TRATOR 7840, TRATOR 8010, TRATOR 8160, TRATOR 8240, TRATOR 8260, TRATOR 8340, TRATOR 8360, TRATOR 8560, TRATOR DE ESTEIRAS TK4050, TRATOR TB100, TRATOR TB110, TRATOR TB120, TRATOR TB80, TRATOR TB85, TRATOR TB90, TRATOR TC56, TRATOR TC57, TRATOR TM115, TRATOR TM125, TRATOR TM135, TRATOR TM150, TRATOR TM165, TRATOR TS110, TRATOR TS115, TRATOR TS125, TRATOR TV140, TRATORES T6, TRATORES T7, TRATORES TD5 **VALMET** TRATORES **VALTRA** COLHEITADEIRA BC4500, COLHEITADEIRA BC4500R, TRATOR A750, TRATOR A85, TRATOR A95, TRATOR A950, TRATOR A990, TRATOR BH135, TRATOR BH145, TRATOR BH165, TRATOR BH180, TRATOR BH185, TRATOR BH200, TRATOR BH205, TRATOR BH210, TRATOR BM100, TRATOR BM110, TRATOR BM125, TRATOR N101, TRATOR N103, TRATOR N111, TRATOR N113, TRATOR N121, TRATOR N123, TRATOR N141, TRATOR N143, TRATOR N163, TRATOR N174, TRATOR N82, TRATOR N91, TRATOR N92, TRATOR N93, TRATOR S233, TRATOR S260, TRATOR S263, TRATOR S274, TRATOR S280, TRATOR S293, TRATOR S294, TRATOR S323, TRATOR S324, TRATOR S353, TRATOR S374, TRATOR T121, TRATOR T131, TRATOR T133, TRATOR T144, TRATOR T151, TRATOR T153, TRATOR T163, TRATOR T173, TRATOR T174, TRATOR T183, TRATOR T191, TRATOR T193, TRATOR T194 TRATOR T203, TRATOR T213, TRATOR T214, TRATOR T234, TRATOR X120 **ZETOR** TRATOR 3520, TRATOR 3540, TRATOR 4712, TRATOR 4718, TRATOR 4911, TRATOR 5011, TRATOR 5211, TRATOR 5213, TRATOR 5243, TRATOR 5245, TRATOR 5320, TRATOR 5321, TRATOR 5340, TRATOR 5341, TRATOR 5511, TRATOR 5516, TRATOR 5645, TRATOR 5647, TRATOR 5711, TRATOR 5718, TRATOR 5745, TRATOR 5748, TRATOR 5911, TRATOR 5945, TRATOR 6011, TRATOR 6045, TRATOR 6211, TRATOR 6212, TRATOR 6245, TRATOR 6320, TRATOR 6321, TRATOR 6340, TRATOR 6341, TRATOR 6511, TRATOR 6518, TRATOR 6522, TRATOR 6711, TRATOR 6718, TRATOR 6745, TRATOR 6748, TRATOR 6911, TRATOR 6918, TRATOR 6945, TRATOR 7011, TRATOR 7045, TRATOR 7211, TRATOR 7245, TRATOR 7321, TRATOR 7340, TRATOR 7341, TRATOR 7520, TRATOR 7711, TRATOR 7742

BRUSH-HOLDERS

STARTER MOTORS



CODE	OEM	MOTOR TYPE	OEM Nº
A-752-12V	ISKRA		16908752
MOTOR Nº		BRUSHES DIMENSIONS	
11131063, 11131108, 11131109, 11131112, 11131116, 11131198, 11131221, 11131223, 11131279, 11131315, 11131384, 11131426, 11131476, 11131477, 11131478, 11131515, 11131526, 11131535, 11131556, 11131560, 11131570, 11131598, 11131599, 11131600, 11131603, 11131605, 11131606, 11131659, 11131659,, 11131663,, 11131696, 11131716, 11131731, 11131746, 11131750, 11131751, 11131752, 11131753, 11131761, 11131772, 11131773, 11131780, 11131781, 11131788, 11131789, 11131802, 11131821, 11131833, 11131885, 11131890, 11131892, 11131915, 11131921, 11131932, 11131942, 11131946, 11131947, 11131948, 11131949, 11131950, 11131951, 11131953, 11131956, 11131957, 11131964, 11131966, 11131967, 11131983, 11131984, 11131985, 11131986, 11131989, 11132007, 11132010, 11132050, 11132051, 11132058, 11132059, 11132064, 11132067, 11132068, 11132077, 11132095, 11132101, 11132121, 11132127, 11132128, 11132134, 11132144, 11132153, 11132154, 11132155, 11132156, 11132159, 11132160, 11132165, 11132166, 11132168, 11132169, 11132173, 11132180, 11132182, 11132193, 11132196, 11132205, 11132227, 11132278, 11132279, 11132305, 11132306, 11132324, 11132330, 11132332, 11132344, 11132360, 11132376, 11132377, 11132378, 11132382, 11132383, 11132389, 11132399, 11132401, 11132413, 11132428, AZE4122, AZE4123, AZE4125, AZE4139, AZE4150, AZE4151, AZE4159, AZE4165, AZE4167, AZE4168, AZE4169, AZE4170, AZE4171, AZE4172, AZE4173, AZE4176, AZE4183, AZE4185, AZE4189, AZE4190, AZE4192, AZE4194, AZE4195, AZE4197, AZE4199, AZE4201, AZE4202, AZE4203, AZE4204, AZE4205, AZE4207, AZE4208, AZE4213, AZE4214, AZE4215, AZE4217, AZE4221, AZE4222, AZE4224, AZE4225, AZE4226, AZE4227, AZE4230, AZE4233, AZE4234, AZE4238, AZE4239, AZE4240, AZE4241, AZE4244, AZE4245, AZE4247, AZE4248, AZE4250, AZE4251, AZE4252, AZE4253, AZE4254, AZE4255, AZE4256, AZE4261, AZE4265, AZE4266, AZE4269, AZE4270, AZE4272, AZE4273, AZE4276, AZE4280, AZE4281, AZE4282, AZE4283, AZE4284, AZE4285, AZE4534, AZE4535, AZE4536, AZE4540, AZE4557, AZE4566, AZE4573, AZE4579, AZE4589, AZE4597, AZE4603, AZE4620, AZE4648, AZE4649, AZE4653, AZE4654, AZE4655, AZE4660, AZE4663, AZE4667, AZE4668, AZE4674, AZE4679, AZE4683, AZE4684, AZE6513, AZE6514, AZE6515, AZE6524, AZE6526, AZE6530, AZE6531, AZE6537, AZE6544, AZE6554, AZE6555, AZE6556, AZE6557, AZE6558, AZE6559, AZE6562, AZE6563, AZE6567, AZE6572, AZE6589, AZE6590, AZE6626		6,2 x 22,0 x 15,0	

APPLICATION

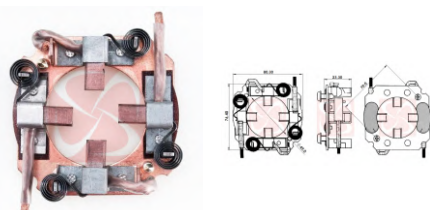
OBSERVAÇÕES Aplicado em partida iskra 2,8kw. **ATLAS COPCO** ATLAS COPCO: GERADOR QAS100, COMPRESSOR DE AR XAHS107, COMPRESSOR DE AR XAHS37, COMPRESSOR DE AR XAS137, COMPRESSOR DE AR XAS47, COMPRESSOR DE AR XAS57, COMPRESSOR DE AR XAS67, COMPRESSOR DE AR XAS90, COMPRESSOR DE AR XAS97, COMPRESSOR DE AR XATS67, COMPRESSOR DE AR XATS77, GERADOR QAS60, GERADOR QAS80, GERADOR QAX12, GERADOR QAX20, GERADOR QAX24, GERADOR QAX30, GERADOR QAX35, GERADOR QAX45, GERADOR QAX70 **BOBCAT** MANIPULADOR TELESCÓPICO T2256, MANIPULADOR TELESCÓPICO T2566, MANIPULADOR TELESCÓPICO T35100, MANIPULADOR TELESCÓPICO T35120, MANIPULADOR TELESCÓPICO T3571, MANIPULADOR TELESCÓPICO TL360, MANIPULADOR TELESCÓPICO TL470, MANIPULADOR TELESCÓPICO TR40250, MANIPULADOR TELESCÓPICO TR45190, MANIPULADOR TELESCÓPICO TR50210 MINI PÁ CARREGADEIRA 1075, MINI PÁ CARREGADEIRA 1080, MINI PÁ CARREGADEIRA 975 **BOMAG** ROLO COMPACTADOR BW124HD-3, ROLO COMPACTADOR BW135AD, ROLO COMPACTADOR BW138AC, ROLO COMPACTADOR BW138AD, ROLO COMPACTADOR BW141AD-4, ROLO COMPACTADOR BW145D, ROLO COMPACTADOR BW145DH, ROLO COMPACTADOR BW145PDH, ROLO COMPACTADOR BW151AC-4 AM, ROLO COMPACTADOR BW151AD-4, ROLO COMPACTADOR BW151AD-4 AM, ROLO COMPACTADOR BW154AD-4, ROLO COMPACTADOR BW154AD-4 AM, ROLO COMPACTADOR BW161AC-4, ROLO COMPACTADOR BW161AD-4, ROLO COMPACTADOR BW161AD-4, ROLO COMPACTADOR BW177DH-4, ROLO COMPACTADOR BW177DH-4 BVC, ROLO COMPACTADOR BW177PD-3, ROLO COMPACTADOR BW177PDH-3, ROLO COMPACTADOR BW177PDH-4, ROLO COMPACTADOR BW179DH-4, ROLO COMPACTADOR BW179PDH-4, ROLO COMPACTADOR BW211D-4 **CASE** RETROESCAVADEIRA 580ST, RETROESCAVADEIRA 590SN, RETROESCAVADEIRA 590ST, RETROESCAVADEIRA 695ST, TRATOR CS110, TRATOR CS68, TRATOR CS75, TRATOR CS80, TRATOR CS86, TRATOR FARMALL 100U, TRATOR FARMALL 105C, TRATOR FARMALL 105U, TRATOR FARMALL 110U, TRATOR FARMALL 115U, TRATOR FARMALL 85C, TRATOR FARMALL 90U, TRATOR FARMALL 95C, TRATOR FARMALL 95U, TRATOR JX1070, TRATOR JX1075, TRATOR JX60, TRATOR JX65, TRATOR JX70 **CITROËN** JUMPER 2.5 D, JUMPER 2.5 TD, JUMPER 2.5 TDI, JUMPER 2.8 HDI, JUMPER 3.0 HDICLARK: MINI PÁ CARREGADEIRA 975 **CLARK** MINI PÁ CARREGADEIRA 1075, MINI PÁ CARREGADEIRA 1080 **CNH** 6030, 6040, 8030, TS6000 **CUMMINS** 4B, 6B, MOTOR 6BT **DIVERSAS** YANMAR **DRESSER** PÁ CARREGADEIRA 100, PÁ CARREGADEIRA 510B **DYNAPAC** COMPACTADOR (ROLO DE PNEUS) CA134D, COMPACTADOR (ROLO DE PNEUS) CA134PB, COMPACTADOR (ROLO DE PNEUS) CA134PP, COMPACTADOR (ROLO DE PNEUS) CA251, PAVIMENTADORA DE ASFALTO F1700W, PAVIMENTADORA DE ASFALTO F1700WS, PAVIMENTADORA DE ASFALTO F1700WS PLUS, PAVIMENTADORA DE ASFALTO F6-4W, ROLO COMPACTADOR CC102, ROLO COMPACTADOR CC122, ROLO COMPACTADOR CC142, ROLO COMPACTADOR CC432, ROLO COMPACTADOR CG333HF **FIAT** DUCATO 2.5 TD, DUCATO 2.8 D, DUCATO 2.8 JTD, DUCATO 2.8 TD **IVECO** CAMINHÕES DAILY 35 C10, CAMINHÕES DAILY 35 C11, CAMINHÕES DAILY 35 C12, CAMINHÕES DAILY 35 C13, CAMINHÕES DAILY 35 C15, CAMINHÕES DAILY 35 C9, CAMINHÕES DAILY 35 S10, CAMINHÕES DAILY 35 S11, CAMINHÕES DAILY 35 S12, CAMINHÕES DAILY 35 S13, CAMINHÕES DAILY 35 S15, CAMINHÕES DAILY 35 S17, CAMINHÕES DAILY 35 S9, CAMINHÕES DAILY 40 C13, CAMINHÕES DAILY 40 C15, CAMINHÕES DAILY 45 C13, CAMINHÕES DAILY 50 C11, CAMINHÕES DAILY 50 C13, CAMINHÕES DAILY 50 C15, CAMINHÕES DAILY 65 C14, CAMINHÕES DAILY 65 C15, CAMINHÕES DAILY 65 C17 **JLG** MANIPULADOR TELESCÓPICO 6036, MANIPULADOR TELESCÓPICO 6042 **JOHN DEERE** COLHEITADEIRA 1032, COLHEITADEIRA 1042, COLHEITADEIRA 1052, COLHEITADEIRA 1055, COLHEITADEIRA 1068, COLHEITADEIRA 1085, COLHEITADEIRA 1144 COLHEITADEIRA 1155, COLHEITADEIRA 1157, COLHEITADEIRA 1158, COLHEITADEIRA 1166, COLHEITADEIRA 1169, COLHEITADEIRA 1174, COLHEITADEIRA 1177, COLHEITADEIRA 4425, COLHEITADEIRA 4435, COLHEITADEIRA 925, COLHEITADEIRA DE ALGODÃO 7440, COLHEITADEIRA DE ALGODÃO 7445, COLHEITADEIRA DE ALGODÃO 7450, COLHEITADEIRA DE ALGODÃO 9900, COLHEITADEIRA DE ALGODÃO 9910, COLHEITADEIRA DE ALGODÃO 9920, COLHEITADEIRA DE ALGODÃO 9930, COLHEITADEIRA MD330, COLHEITADEIRA MD930, COLHEITADEIRA MD932,

BRUSH-HOLDERS

STARTER MOTORS



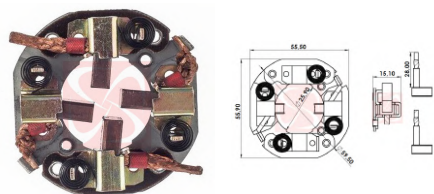
COLHEITADEIRA MD935, COLHEITADEIRA MD940, COLHEITADEIRA MD942, COLHEITADEIRA MD945, COLHEITADEIRA MD950, MINI PÁ CARREGADEIRA 240, MINI PÁ CARREGADEIRA 250, MINI PÁ CARREGADEIRA 260, MINI PÁ CARREGADEIRA 313, MINI PÁ CARREGADEIRA 315, MINI PÁ CARREGADEIRA 317, MINI PÁ CARREGADEIRA 320, MINI PÁ CARREGADEIRA 325, MINI PÁ CARREGADEIRA 328, MINI PÁ CARREGADEIRA 332, MINI PÁ CARREGADEIRA DE ESTEIRAS CT315, MINI PÁ CARREGADEIRA DE ESTEIRAS CT322, MOTOR 4039, MOTOR 4045, MOTOR 4045DBM03, MOTOR 4045TBM03, MOTOR 4045TJ01-04, MOTOR 4219DF, MOTOR 4239D/T, MOTOR 4276D/T, MOTOR 6068DF/HF/TF, MOTOR 6329D, PÁ CARREGADEIRA 244J, PÁ CARREGADEIRA 304J, TRATOR 5036 C (INDIA), TRATOR 5038 D (INDIA), TRATOR 5041 C (INDIA), TRATOR 5042 D (INDIA), TRATOR 5045 D (INDIA), TRATOR 5047 D (INDIA), TRATOR 5050 D (INDIA), TRATOR 5055 E (INDIA), TRATOR 5060 E (INDIA), TRATOR 5065 E (INDIA), TRATOR 5075 E, TRATOR 5078 E, TRATOR 5085 E, TRATOR 5090 E, TRATOR 5210, TRATOR 5300, TRATOR 5300N, TRATOR 5310, TRATOR 5310N, TRATOR 5400N, TRATOR 5403, TRATOR 5410, TRATOR 5410N, TRATOR 5500, TRATOR 5500N, TRATOR 5605, TRATOR 5705, TRATOR 5725 MFW, TRATOR 6110 E, TRATOR 6110 J, TRATOR 6125 E, TRATOR 6125 J, TRATOR 6415, TRATOR 6615 **LIEBHERR** PÁ CARREGADEIRA L506, PÁ CARREGADEIRA L507, PÁ CARREGADEIRA L508, PÁ CARREGADEIRA L509, PÁ CARREGADEIRA L510 **MASSEY FERGUSON** TRATOR MF3600, TRATOR MF3625, TRATOR MF3635, TRATOR MF3640, TRATOR MF3645, TRATOR MF3650, TRATOR MF3660, TRATOR MF5300 **MÜLLER** ROLO COMPACTADOR RT62 VIBRO, ROLO COMPACTADOR RT82 VIBRO **MWM** MOTOR D229-3, MOTOR D229-4, MOTOR D229-6, MOTOR TBD229-6, MOTOR TD229-6 **NEW HOLLAND** PULVERIZADOR (GAFANHOTO) PATRIOT SP2500, RETROESCAVADEIRA LB110, RETROESCAVADEIRA LB115, RETROESCAVADEIRA LB115B, RETROESCAVADEIRA LB75B, RETROESCAVADEIRA LB90, RETROESCAVADEIRA LB90B, RETROESCAVADEIRA LB95, TRATOR DE ESTEIRAS TK4020F, TRATOR DE ESTEIRAS TK4020V, TRATOR DE ESTEIRAS TK4030, TRATOR DE ESTEIRAS TK4030F, TRATOR DE ESTEIRAS TK4030V, TRATOR DE ESTEIRAS TK4040, TRATOR DE ESTEIRAS TK4040M, TRATOR DE ESTEIRAS TK4050, TRATOR DE ESTEIRAS TK4060, TRATOR T4020, TRATOR T4030, TRATOR T4040, TRATOR T4050, TRATOR T5105, TRATOR T5115, TRATOR T6110, TRATOR T6120, TRATOR T6130, TRATOR TD5010, TRATOR TN55, TRATOR TN60, TRATOR TN65, TRATOR TN70, TRATOR TN75, TS6000, TS6030, TS6040, TS8030 **PEUGEOT** 605 2.5D TURBO, BOXER 2.5 TD, BOXER 2.5 TDI, BOXER 2.8 HDI **SLC** COLHEITADEIRA 7200 TURBO **TEREX** RETROESCAVADEIRA TL100, RETROESCAVADEIRA TL160 **VALMET** TRATORES **VALTRA** TRATOR 685, TRATOR A650, TRATOR A750, TRATOR A850, TRATOR A950 **WHITE** TRATOR 100, TRATOR 120, TRATOR 125, TRATOR 140, TRATOR 145, TRATOR 60, TRATOR 80 **WILLMAR** PULVERIZADOR (GAFANHOTO) EAGLE 8100, PULVERIZADOR (GAFANHOTO) RANGER 7200, PULVERIZADOR (GAFANHOTO) RANGER 7400, PULVERIZADOR (GAFANHOTO) XPLORER 6200, PULVERIZADOR (GAFANHOTO) XPLORER 6400 **ZETOR** TRATOR 3320, TRATOR 3321, TRATOR 3340, TRATOR 3341, TRATOR 3511, TRATOR 3513, TRATOR 3520, TRATOR 3520, TRATOR 3540, TRATOR 3545, TRATOR 4320, TRATOR 4321, TRATOR 4340, TRATOR 4341, TRATOR 4511, TRATOR 4611, TRATOR 4712, TRATOR 4718, TRATOR 4911, TRATOR 5011, TRATOR 5211, TRATOR 5213, TRATOR 5243, TRATOR 5245, TRATOR 5320, TRATOR 5321, TRATOR 5341, TRATOR 5511, TRATOR 5516, TRATOR 5545, TRATOR 5611, TRATOR 5645, TRATOR 5647, TRATOR 5711, TRATOR 5718, TRATOR 5745, TRATOR 5748, TRATOR 5911, TRATOR 5945, TRATOR 6011, TRATOR 6045, TRATOR 6211, TRATOR 6212, TRATOR 6245, TRATOR 6320, TRATOR 6321, TRATOR 6341, TRATOR 6511, TRATOR 6518, TRATOR 6522, TRATOR 6711, TRATOR 6718, TRATOR 6745, TRATOR 6748, TRATOR 6911, TRATOR 6918, TRATOR 6945, TRATOR 7011, TRATOR 7045, TRATOR 7211, TRATOR 7245, TRATOR 7321, TRATOR 7340, TRATOR 7341, TRATOR 7520, TRATOR 7520ZETOR:TRATOR 7711, TRATOR 7745



CODE	OEM	MOTOR TYPE	OEM Nº
A-972-12V	ISKRA		16905972
MOTOR Nº		BRUSHES DIMENSIONS	
11.130.823, 11130203, 11130248, 11130250, 11130432, 11130500, 11130502, 11130503, 11130509, 11130520, 11130521, 11130525, 11130526, 11130531, 11130532, 11130533, 11130548, 11130551, 11130552, 11130565, 11130579, 11130612, 11130618, 11130620, 11130624, 11130629, 11130631, 11130632, 11130665, 11130669, 11130670, 11131823, 16445, 16562, 17072, 17074, 17075, 17095, 17114, 17649, 18461, 19657, 19677, 30036, 30122, 32302, AZJ3123, AZJ3137, AZJ3139, AZJ3140, AZJ3144, AZJ3148, AZJ3149, AZJ3150, AZJ3151, AZJ3155, AZJ3156, AZJ3157, AZJ3166, AZJ3169, AZJ3170, AZJ3177, AZJ3182, AZJ3192, AZJ3195, AZJ3197, AZJ3198, AZJ3203, AZJ3205, AZJ3206, AZJ3217, AZJ3218, AZJ3219, AZJ3286, AZJ3538, AZJ3552, AZJ3554		8,9 x 15,9 x 23,0	

APPLICATION

ATLAS PÁ CARREGADEIRA AR51BE, PÁ CARREGADEIRA AR61A, PÁ CARREGADEIRA AR70, PÁ CARREGADEIRA AS81 **ATLAS COPCO** COMPRESSOR DE AR ST35, COMPRESSOR DE AR ST48, COMPRESSOR DE AR STS35, COMPRESSOR DE AR STS48 **CASE** TRATOR 1394, TRATOR 1494, TRATOR 1594, TRATOR 1690, TRATOR 1694 **DEUTZ-FAHR** TRATOR DX3.10, TRATOR DX3.30, TRATOR DX3.50, TRATOR DX3.60, TRATOR DX3.70, TRATOR DX3.80, TRATOR DX3.90, TRATOR DX4.10, TRATOR DX4.31, TRATOR DX4.51, TRATOR DX4.70, TRATOR DX6.05, TRATOR DX6.50, TRATOR DX7.10 **FORD** TRATORES **IVECO** CAMINHÕES 110-13, CAMINHÕES 130-13, CAMINHÕES 75-9, CAMINHÕES 80-13, CAMINHÕES 80-9, CAMINHÕES 90-13, CAMINHÕES 90-9, CAMINHÕES DAILY 28 F8, CAMINHÕES DAILY 28-8, CAMINHÕES DAILY 30 F8, CAMINHÕES DAILY 30-8, CAMINHÕES DAILY 32 F8, CAMINHÕES DAILY 32-8, CAMINHÕES DAILY 35 F8, CAMINHÕES DAILY 35-10 TURBO, CAMINHÕES DAILY 35-8, CAMINHÕES DAILY 40 F8, CAMINHÕES DAILY 40-10 TURBO, CAMINHÕES DAILY 40-8, CAMINHÕES DAILY 45-10 TURBO, CAMINHÕES DAILY 49-10 TURBO, CAMINHÕES DAILY 49-12 TURBO, CAMINHÕES DAILY 59-12 TURBO **JCB** ESCAVADEIRA 805, ESCAVADEIRA 806, ESCAVADEIRA 806B, ESCAVADEIRA 807, ESCAVADEIRA 807B, ESCAVADEIRA 808, PÁ CARREGADEIRA 1250, PÁ CARREGADEIRA 413, PÁ CARREGADEIRA 418, PÁ CARREGADEIRA 505-19, PÁ CARREGADEIRA 520, PÁ CARREGADEIRA 520M, PÁ CARREGADEIRA 525, PÁ CARREGADEIRA 525B, PÁ CARREGADEIRA 702, PÁ CARREGADEIRA 703, PÁ CARREGADEIRA 704, PÁ CARREGADEIRA 902, PÁ CARREGADEIRA DE ESTEIRAS 110, PÁ CARREGADEIRA SL1000P (CHASESIDE), PÁ CARREGADEIRA SL1500P (CHASESIDE), PÁ CARREGADEIRA SL1750P (CHASESIDE), PÁ CARREGADEIRA SL702P (CHASESIDE), PÁ CARREGADEIRA SL704P (CHASESIDE), PÁ CARREGADEIRA SL900P (CHASESIDE) **JOHN DEERE** COLHEITADEIRA MD1032, COLHEITADEIRA MD1042, COLHEITADEIRA MD1052, COLHEITADEIRA MD1055, COLHEITADEIRA MD1068 HYDRO, COLHEITADEIRA MD1072 HYDRO **LAMBORGHINI** TRATOR 554, TRATOR 564, TRATOR 574-60, TRATOR 660, TRATOR 664, TRATOR 770 **MASSEY FERGUSON** TRATOR MF102, TRATOR MF105, TRATOR MF1080, TRATOR MF1085, TRATOR MF1100, TRATOR MF1104, TRATOR MF1114, TRATOR MF1250, TRATOR MF186, TRATOR MF201, TRATOR MF205, TRATOR MF206, TRATOR MF207, TRATOR MF207, TRATOR MF3060, TRATOR MF3065, TRATOR MF307, TRATOR MF3070, TRATOR MF487, TRATOR MF506, TRATOR MF510, TRATOR MF520, TRATOR MF525, TRATOR MF592, TRATOR MF595, TRATOR MF620, TRATOR MF625, TRATOR MF675, TRATOR MF685, TRATOR MF690 **MWM** MOTOR D208-2, MOTOR D208-3, MOTOR D225-2, MOTOR D308-2, MOTOR D308-3, MOTOR D308-4, MOTOR TD208-4 **NEW HOLLAND** TRATORES **VALTRA** 685C / MOTOR MWM, 685F / MOTOR MWM **VOLVO** TRATOR BM2200, TRATOR BM500, TRATOR T430



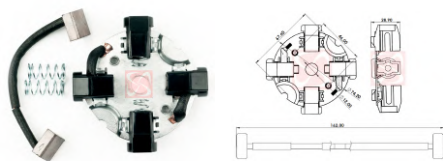
CODE	OEM	MOTOR TYPE	OEM Nº
A-003-12V	MAGNETI MARELLI	M70R	9947758,9948019,9948653,77363821,83220461,83222681,83226683,83227131,83227226,83227260
MOTOR Nº		BRUSHES DIMENSIONS	
083220461010, 083222681010, 083226683010, 083227131010, 083227226010, 083227260010, 2280009540, 63011018, 63111000, 63111001, 63111005, 63111007, 63111008, 63111010, 63111016, 63111018, 63111023, 63111027, 63111036, 63111037, 63111043, 63113001, 63113002, 63113003, 63193001, 63223430, 63223431, 63223432, 63223433, 63223434, 63223435, 63223436, 63223438, 63223494, 63223536, 63223537, 63223730, 63293538, 95FB11000BB, 95FB11000BC, 95FB11000BD, 95FB11000BG		6,0 x 15,0 x 16,5	

APPLICATION

ALFA ROMEO 145 1.4, 146 1.4, 155 1.8, 156 2.0, 164 2.0, 166 2.0, GT 1.8, GTV 2.0, SPIDER 2.0 **FIAT** BRAVA 1.6, BRAVA 1.8, BRAVO 1.8, BRAVO 2.0, COUPÉ 1.8, COUPÉ 2.0, DOBLÒ 1.9, GRAND PUNTO 1.6, MAREA 1.6, MAREA 2.4, PALIO 1.9, PUNTO 1.9, STRADA 1.9, TEMPRA 1.8, TEMPRA 2.0, TEMPRA SW, TIPO 1.6, TIPO SW, UNO 1.3 **FORD** COURIER 1.3, FIESTA 1.3 **LANCIA** DEDRA 1.6 16V, LYBRA 1.6 16V **MAZDA** 121 1.3 **NISSAN** PRIMERA 2.0 **SUZUKI** SX4 1.9 DDIS

BRUSH-HOLDERS

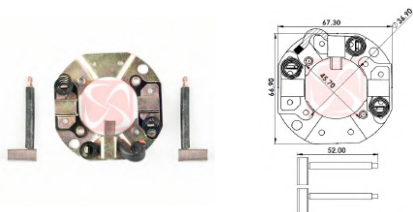
STARTER MOTORS



CODE	OEM	MOTOR TYPE	OEM Nº
A-139-12V	MAGNETI MARELLI	E95R	85540341,85540691,085540341010,085540691010
MOTOR Nº		BRUSHES DIMENSIONS	
063221831010, 063222030010, 063222031010, 063222034010, 063222036010, 063222038010, 063222039010, 063222130010, 063222131010, 063222133010, 063222134010, 063222135010, 063222136010, 063222138010, 06322204010, 06322206010, 63221831, 63222030, 63222031, 63222034, 63222035, 63222036, 63222038, 63222039, 63222130, 63222131, 63222133, 63222134, 63222135, 63222136, 63222138, 63222204, 63222206		8,0 x 19,0 x 18,0	

APPLICATION

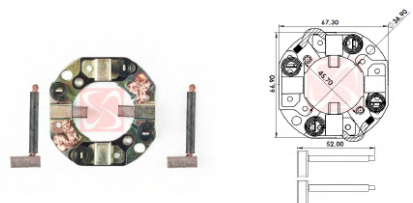
ALFA ROMEO CARROS ALFA 145, CARROS ALFA 155, CARROS ALFA 156 2.4 JTD, CARROS ALFA 166 2.4 JTD, CARROS AR6 1.9 D **CITROËN** CARROS C25 1.9 TD **FIAT** BRAVA 1.9 JTD, CROMA 1.9 TD, DUCATO 1.9 D, MAREA 2.4 JTD, MAREA 2.4 TD, MULTIPLA 1.9 JTD, PUNTO 1.9 JTD, REGATA 65 1.9 D, RITMO 1.9 TD, TEMPRA 1.9 D, TEMPRA 1.9 TD, TIPO 1.9 TD **IVECO** CAMINHÕES DIVERSOS, FURGÃO



CODE	OEM	MOTOR TYPE	OEM Nº
A-140-12V	MAGNETI MARELLI	E80E0.9-12	83224461,83225326
MOTOR Nº		BRUSHES DIMENSIONS	
63101000, 63101002, 63101008, 63102003, 63102004, 63102007, 63102008, 63222889, 63222897, 63222900, 63222901, 63222905, 63222908, 63222909, 63222936, 63223085, 63223101, 63223103, 63223104, 63223108, 63223109, 63223200, 63223303, 63293101, 63293103, 63293104		7,0 x 13,0 x 17,5	

APPLICATION

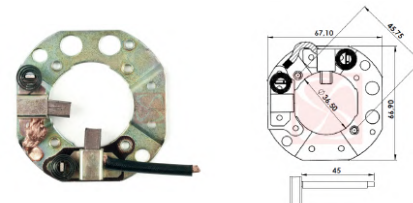
CITROËN JUMPY (DISPATCH) 1.6, JUMPY (DISPATCH) 1.6i **FIAT** 500 (CINQUECENTO) 1.1, 600 (SEICENTO) 1.1, BRAVA 1.2, BRAVA 1.4, BRAVA 1.6 16V EL, BRAVA 1.6 16V SX, BRAVO 1.4, BRAVO 1.6 BRAVO 1.6 SX, FIORINO 1.0, FIORINO 1.5, FIORINO 1.6, FIORINO 2.0, MAREA 1.2, MAREA 1.4i 16V, MAREA 1.6 16V BIPOWER, MAREA 1.6i 16V, PALIO 1.4, PALIO 1.6 16V, PUNTO 1.1, PUNTO 1.2, PUNTO 1.4 TURBO GT, SCUDO 1.6, SIENA 1.2, SIENA 1.4, SIENA 1.6 16V, STRADA 1.0, STRADA 1.3, TEMPRA 1.6iE, TIPO 1.6iE, UNO MILLE **NISSAN** PRIMERA 1.6 16V



CODE	OEM	MOTOR TYPE	OEM Nº
A-141-12V	MAGNETI MARELLI	E800.8/1-12	83221241,83224461,83225359,83226216
MOTOR Nº		BRUSHES DIMENSIONS	
50246532, 50246648, 63111016, 63222831, 63222833, 63222836, 63222838, 63223031, 63223034, 63223033, 63223035, 63223304, 83221241, 83224461, 83225359, 83226216		7,0 x 13,0 x 17,5	

APPLICATION

CITROËN JUMPY (DISPATCH) 1.6, JUMPY (DISPATCH) 1.6i **FIAT** 127 0.9, 500 (CINQUECENTO) 0.7, 500 (CINQUECENTO) 0.9, 500 (CINQUECENTO) 0.9iE, 600 (SEICENTO) 0.9, BRAVA 1.6 16V EL, BRAVA 1.6 16V SX, BRAVO 1.6, BRAVO 1.6 SX, DOBLÒ 1.6iE. 16V, DOBLÒ CARGO 1.6 16V, FIORINO 0.9, FIORINO 1.6, MAREA 1.6 16V BIPOWER, MAREA 1.6i 16V, MAREA WEEKEND 1.6 16V, MULTIPLA 1.6 16V, PALIO 1.4, PALIO 1.6 16V, PUNTO 1.4 TURBO GT, SCUDO 1.6, SIENA 1.4, SIENA 1.6 16V, STILO 1.6 16V, STRADA, TEMPRA 1.6iE, TIPO 1.6iE, UNO 0. **SEAT** FURA 0.9, IBIZA 0.9, MARBELLA 0.8, MARBELLA 0.9, TERRA 0.9 **TOYOTA** 18R



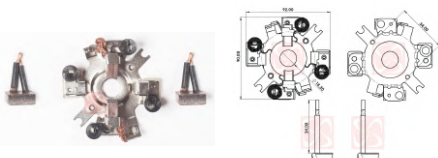
CODE	OEM	MOTOR TYPE	OEM Nº
A-202-12V	MAGNETI MARELLI	E80E	9945553,83225326
MOTOR Nº		BRUSHES DIMENSIONS	
63101000, 63101002, 63201008, 63222889, 63222897, 63222905		7,0 x 13,0 x 17,5	

APPLICATION

FIAT 500 (CINQUECENTO) 1.1 SPORTING, 600 (SEICENTO) 1.1, BRAVO 1.2 16V, DOBLÒ 1.2 8V, PALIO 1.0 8V 1996 ATÉ 2000, PALIO 1.0 8V FIRE, PALIO 1.0 8V FIRE ACIMA DE 2001, PALIO 1.2, PALIO 1.3 8V FIRE ACIMA DE 2001, PUNTO 1.2 16V, SIENA 1.0 8V FIRE ACIMA DE 2001, SIENA 1.2, UNO MILLE

BRUSH-HOLDERS


STARTER MOTORS



CODE	OEM	MOTOR TYPE	OEM Nº
A-246-12V	MAGNETI MARELLI		72164701,072164701000
MOTOR Nº		BRUSHES DIMENSIONS	
4807376, 63216817, 63216818, 63216831, 63216852, 63216861, 63216884, 63216896, MT685, MT68AD, MT68LC, MT68MC, MT68PB, MT68RA, MT68T		10,0 x 25,0 x 23,0	

APPLICATION

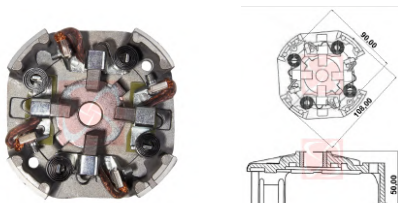
CASE TRATOR FARMALL 80 ANO 2009 EM DIANTE, TRATORES **DIVERSAS** MAKO **FIAT** 100-90 (1984 ATÉ 1991), 1380DT (1981 ATÉ 1984), F100DT (1986 ATÉ 1991), F120DT (1986 ATÉ 1991), F130DT (1986 ATÉ 1991), TRATOR 160-90 (1984 ATÉ 1991) **IVECO** MK 198301, MK 199112 **NEW HOLLAND** TRATOR 7530 **OPEL** ARENA 2.5D **RENAULT** MASTER I 1989-2001, MESSENGER B120.65 1996-1999, TRAFIC 2.5D



CODE	OEM	MOTOR TYPE	OEM Nº
A-319-12V	MAGNETI MARELLI		1011743
MOTOR Nº		BRUSHES DIMENSIONS	
4702248, 4807375, 63216800, 63216808, 63216814, 63216815, 63216827, 63216833, 63216851, 63216859, 63216873, 63216874, 63216876, 63216898, MT62BA, MT68A, MT68AA		10,0 x 25,0 x 23,5	

APPLICATION

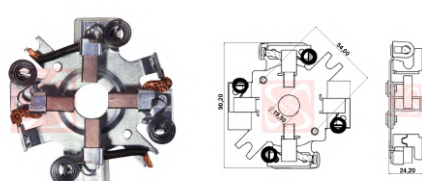
FIAT TRATORES 446, TRATORES 466, TRATORES 480 **NEW HOLLAND** TRATORES SÉRIES 3435, TRATORES SÉRIES 3935



CODE	OEM	MOTOR TYPE	OEM Nº
A-320-24V	MAGNETI MARELLI		72362601
MOTOR Nº		BRUSHES DIMENSIONS	
42498212, 4699704, 4701920, 4716026, 4737754, 4737756, 4807378, 4807379, 63216725010, 63216726010, 63216727010, 63216740010, 63216747010, 63216748010, 77050562, 7740560, 77445430, MT67A, MT67AB, MT67C, MT67CA, MT67DA, MT67DB		8,0 x 25,0 x 23,0	

APPLICATION

BENFRA TRATORES 1.25, TRATORES 10CH, TRATORES 215L, TRATORES 315, TRATORES 4.08, TRATORES 4.10, TRATORES 4.12, TRATORES 515, TRATORES 6CH, TRATORES 7.08, TRATORES 8CH, TRATORES 9.08, TRATORES 9.09CH, TRATORES 9.10CH, TRATORES 9.11, TRATORES 9.12, TRATORES 9.32, TRATORES 9531 **FIAT** CAMINHÕES SÉRIES 100F13, CAMINHÕES SÉRIES 100NC, CAMINHÕES SÉRIES 110NR, CAMINHÕES SÉRIES 110NT, CAMINHÕES SÉRIES 40NC, CAMINHÕES SÉRIES 50NC, CAMINHÕES SÉRIES 55NC, CAMINHÕES SÉRIES 616, CAMINHÕES SÉRIES 616N3, CAMINHÕES SÉRIES 616N3/4, CAMINHÕES SÉRIES 75PC, CAMINHÕES SÉRIES 79-13, CAMINHÕES SÉRIES 79F13, CAMINHÕES SÉRIES 80F13, CAMINHÕES SÉRIES 80NC, CAMINHÕES SÉRIES 90F13, CAMINHÕES SÉRIES 90NC, CAMINHÕES SÉRIES 90PC, ÔNIBUS SÉRIE 314-3, TRATORES 315, TRATORES 315, TRATORES 645B (1971-1983), TRATORES 65B, TRATORES EX 215 W, TRATORES FE12R, TRATORES FE110, TRATORES FR100 (1994 >), TRATORES FR-10B (1985-1995), TRATORES FR11 (1985-1995), TRATORES FR130 (1994 >), TRATORES FR130.2, TRATORES FR17, TRATORES FR9, TRATORES FW110, TRATORES FW130, TRATORES FW90 **NEW HOLLAND** TRATORES 130C, TRATORES 150C, TRATORES LW110 (1999 >), TRATORES LW130TC, TRATORES LW130TC (1999 >), TRATORES LW90 (1999 >)



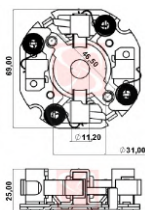
CODE	OEM	MOTOR TYPE	OEM Nº
A-321-12V	MAGNETI MARELLI		72164101
MOTOR Nº		BRUSHES DIMENSIONS	
63217104, 63217105, 63217106, 63217107, 63217108, 63217110, 63217112, 63217116, 63217117, 63217118, 63217119, 63217120, 63217121, 63217125, 63217126, 63217138, 63217147, 63217148, 63217154, 63217156, 63217158, 63217163, 63217173, 63217180, 63217182, 63217186, 63217188, 63217197, 63217401, 63217402, 63217403, 63217404, 63217407, 63217408, 63217410, 63217425, 63217433, 63217447		9,0 x 16,0 x 23,5	

APPLICATION

FIAT DUCATO, TRATOR 55.46 (ANO 1984 - 1988), TRATOR 55.65 (ANO 1984 - 1988), TRATOR 55.66 (ANO 1984 - 1988), TRATOR 55.90 (ANO 1984 - 1988) **IVECO** 8040 (ANO 1987 - 1999), 8041 (ANO 1990 - 2000), 8061 (ANO 1986 - 2000), 8141 (ANO 1991 - 2001), DAILY 49.10 2.4D (ANO 1990) **RENAULT** MASTER 28-35 2.4D (ANO 1980-1989), MASTER 28-35 2.5D (ANO 1980-1989), TRATORES TRAFFIC 2.5D (ANO 1980 - 2001)

BRUSH-HOLDERS

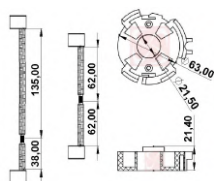
STARTER MOTORS



CODE	OEM	MOTOR TYPE	OEM Nº
A-330-12V	MAGNETI MARELLI		83226336
MOTOR Nº			BRUSHES DIMENSIONS
4280001380, 63114014, 63114017, 63209501, 63222005, 63280040, 63280041			8,0 x 19,0 x 21,0

APPLICATION

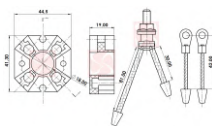
BMW 330 2.9D 1999-2006, 530 2.9D 1999-2004, 730 3.0D 1998-2001, MOTORES PERKINS, X5 3.0D 2001-2003 **CITROËN** JUMPER 2.8 HDI 1999-2002, JUMPER 2.8 TD 1999-2002, JUMPER 2.8L 1999-2002, JUMPER 2.8L D 1999-2002 **DIVERSAS** PERKINS **FIAT** DUCATO 10 2.5 1994-1999, DUCATO 14 2.5 1994-1998, DUCATO 18 2.5 1994-1998, DUCATO 2.5 COM MOTOR FIAT **MASSEY FERGUSON** TRATOR 6270 (1999 >), TRATOR 6280 (1999 >), TRATOR 6290 (1999 >) **PEUGEOT** BOXER 2.5 1999-2002, BOXER 2.8 1999-2006



CODE	OEM	MOTOR TYPE	OEM Nº
A-048-24V	MAHLE		
MOTOR Nº			BRUSHES DIMENSIONS
11216842, 24013800, AMF4685, IM0327			11,6 x 12,8 x 15,1

APPLICATION

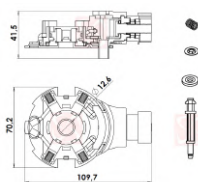
MAHLE ELEVADORES ELÉTRICO, EMPILHADEIRA ELÉTRICA, GUINCHO ELÉTRICO, GUINDASTE ELÉTRICO, PALETEIRA ELÉTRICA, PLATAFORMA HIDRÁULICA



CODE	OEM	MOTOR TYPE	OEM Nº
A-015-12V	MERCURY		420888995
MOTOR Nº			BRUSHES DIMENSIONS
18-5610, 4886540.M030SM, 50.66015.1, 50.66015.3, 50.66015T, 50.66015T1, 5392, 5736, 66T8180004, 66T-81800-04-00, 915027, MOT3004, RS41040, S2041M, S2041M-OE, SM48865			8,0 x 10,5 x 13,0

APPLICATION

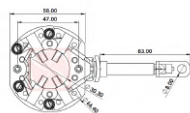
API MARINE JET SKI **ARCO** JET SKI **MALLORY** 915027 **MARINER** MOTOR DE POPA 25-300HP **MERCURY** MOTOR DE POPA 25-300HP **MERCURY MARINE** JET SKI **REMY SMALL** RS41040 **SEA-DOO** JET SKI **SIERRA MARINE** 18-5610 **SPIDER MARINE** 5736 **UNITED TECHNOLOGIES** MOTOR DE POPA 25-300HP **YAMAHA** MOTOR DE POPA 25-300HP



CODE	OEM	MOTOR TYPE	OEM Nº
A-033-12V	MITSUBA		
MOTOR Nº			BRUSHES DIMENSIONS
SM74012, SM74018			4,7 x 12,0 x 11,5

APPLICATION

HONDA CRV 2012 EM DIANTE, NEW CITY 2015 EM DIANTE, NEW CIVIC 2012 EM DIANTE, NEW FIT 2015 EM DIANTE



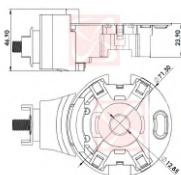
CODE	OEM	MOTOR TYPE	OEM Nº
A-199-12V	MITSUBA		
MOTOR Nº			BRUSHES DIMENSIONS
31200-P30-902, SM402-13, SM402-13N, SM442, SM442-01, SM442-02, SM442-07, SM442-08, SM442-09, SM442-10, SM442-11, SM442-13, SM442-22, SM442-25, SM442-39, SM442-42			5,0 x 17,0 x 16,0

APPLICATION

HONDA ACCORD 2.3 (1998 > 2002), ACCORD 3.0I V6 (1998 > 2002), CIVIC 1.6 (1993 > 1997), HR-V 1.6 16V (1999 >), ODYSSEY 2.3 (1998 > 1999) **ISUZU** OASIS 2.3L (1998 > 1999)

BRUSH-HOLDERS

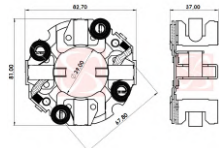
STARTER MOTORS



CODE	OEM	MOTOR TYPE	OEM Nº
A-216-12V	MITSUBA	PMGR1,6KW	04312-PSA-305,31210-PSA-J51,1210RRAA52,31210PHM004,31210PSAJ52,31210PSAJ53,31210PSAJ54,31210RNAA52,31210RRAA51
MOTOR Nº			BRUSHES DIMENSIONS
1200PPAA01, 1200PPAA02, 1200PPAA03, 1200PPAA51, 17844, 17870, 17959, 31200PPA505, 31200RAAA51, 31200RAAA61, 31200RAAARAA43, 31200RAAARAA51, 31200RAAARM, SM61202, SM612022W, SM61205, SM61206, SM612063M, SM61207, SM61209, SM61210, SM71001, SM71003, SM71004, SM7102, SM710217816			4,7 x 12,0 x 11,5

APPLICATION

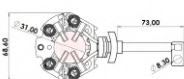
ACURA TSX 2.4L **HONDA** ACCORD 2.4L, ACCORD VII 2.0, ACCORD VII 2.0 4X4, ACCORD VII 2.4I, CIVIC EX ANO 2007 ATÉ 2013;, CIVIC LX 2007 ATÉ 2013 CIVIC CR-V 2.4L, CIVIC SI ANO 2007 ATÉ 2013;, CIVIC VII 2.0 TYPE-R, CIVIC VIII 1.3, CIVIC VIII 1.8, CR-V II 2.4I, CR-Z 1.3, ELEMENT 2.4L EX;, ELEMENT 2.4L LX;, INSIGHT 1.0, INSIGHT 1.3



CODE	OEM	MOTOR TYPE	OEM Nº
A-001-24V	MITSUBISHI		0011513914,0011516814,A0011513914,A0011516814
MOTOR Nº			BRUSHES DIMENSIONS
0061511501, 0061516901, 0071510801, 11586, 5010306631 5010480432, A0061511501, A0061516901, A0071510801, M009T80071, M009T80072, M009T80471, M009T80472, M009T80473, M009T80571, M009T80671, M009T80672, M009T80771, M009T80971, M009T83071, M009T83671, M009T83771, M9T80472, M9T83671, ME049315			8,0 x 30,0 x 23,0

APPLICATION

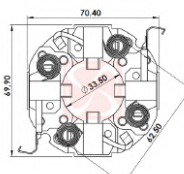
OBSERVAÇÕES Motores de arranque Zenshin 11586 **MERCEDES-BENZ (CAMINHÕES)** ACTROS 1831, ACTROS 1835, ACTROS 1840, ACTROS 1843, ACTROS 1848, ACTROS 1853, ACTROS 1857, ACTROS 2031, ACTROS 2035, ACTROS 2040, ACTROS 2053, ACTROS 2531, ACTROS 2535, ACTROS 2540, ACTROS 2543, ACTROS 2548, ACTROS 2553, ACTROS 2557, ACTROS 2631, ACTROS 2635, ACTROS 2640, ACTROS 2643, ACTROS 2648, ACTROS 2653, ACTROS 2657, ACTROS 3235, ACTROS 3240, ACTROS 3243, ACTROS 3331, ACTROS 3335, ACTROS 3340, ACTROS 3343, ACTROS 3348, ACTROS 3353, ACTROS 3357, ACTROS 4140, ACTROS 4143, ACTROS 4148, AXOR **MERCEDES-BENZ (ÔNIBUS)** O580 (TRAVEGO) **VOLVO** ESCAVADEIRA HIDRÁULICA 360, ESCAVADEIRA HIDRÁULICA 460, ESCAVADEIRA HIDRÁULICA 700



CODE	OEM	MOTOR TYPE	OEM Nº
A-035-12V	MITSUBISHI		
MOTOR Nº			BRUSHES DIMENSIONS
12673600, 695085118, BZ163492937817MC			4,5 x 18,0 x 17,5

APPLICATION

CHEVROLET-GM CRUZE 1.4 TURBO 2017 START STOP, TRACKER 1.4 TURBO 2017 START STOP



CODE	OEM	MOTOR TYPE	OEM Nº
A-142-12V	MITSUBISHI	OSGR/PLGR	M649X20471,ME701467,M649T20471,MD618967
MOTOR Nº			BRUSHES DIMENSIONS
233001P115, 233001P175, 2330060U15, 233006P010, 3610042250, 90572010009504, M002T84071, M002T84071ZT, M002T84171, M002T84171ZT, M002T84271, M002T84371, M002T84471, M002T84571, M002T84671, M002T84771, M002T85071, M002T85271, M002T85371, M002T85671, M002T85672, M002T85771, M002T85871, M002T87071, M002T87072ZT, M002T87171, M002T87171ZT, M002T87271, M002T87271ZT, M002T87371, M002T87471, M002T87671, M002T87771, M002T87971, M002T88071, M002T88171, M002T88271, M002T88372, M002T88471, M002T88473, M002T88671, M002T88771ZA, M002T88971, M002TS0471, M002TS0571, M002TS0575, M002TS0671, M008T70071, M008T70171, M008T70175, M008T70371, M008T70471, M008T70471A, M008T70472, M008T71371, M008T71371ZE, M008T71471, M008T71471ZE, M008T71571, M008T75071, M008T75071A, M008T75073, M008T75073A, M008T75074, M008T75171, M008T75271,			7,0 x 12,0 x 16,0

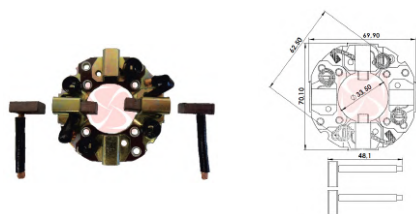
BRUSH-HOLDERS

STARTER MOTORS

M008T75371, M008T75671, M008T75871, M008T75971, M008T76071, M008T76072, M008T76072ZE, M2T84071, M2T84071ZT, M2T84171, M2T84171ZT, M2T84271, M2T84371, M2T84471, M2T84571, M2T84671, M2T84771, M2T85071, M2T85271, M2T85371, M2T85671, M2T85672, M2T85771, M2T85871, M2T87071, M2T87071ZT, M2T87072ZT, M2T87171, M2T87171ZT, M2T87271, M2T87271ZT, M2T87371, M2T87471, M2T87671, M2T87771, M2T87971, M2T88071, M2T88171, M2T88271, M2T88372, M2T88471, M2T88473, M2T88671, M2T88971, M2TS0471, M2TS0571, M2TS0575, M2TS0671, M8T70071, M8T70171, M8T70175, M8T70371, M8T70471, M8T70471A, M8T70472, M8T71371, M8T71371ZE, M8T71471, M8T71471ZE, M8T71571, M8T75071, M8T75071A, M8T75073, M8T75073A, M8T75074, M8T75171, M8T75271, M8T75371, M8T75671, M8T75871, M8T75971, M8T76071, M8T76072, M8T76072ZE, MD312857, MD312858, MD314167, MD315547, MD315548, MD331137, MD344182, MD344183, MD348221, ME201650, ME201650A, ME202970, ME204424, ME204424A, ME204425, ME204425B, MG120413

APPLICATION

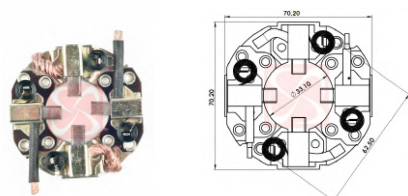
BOBCAT MÁQUINAS DIVERSAS **CHEVROLET GM** S10 2.8 SPRINT C/MOTOR MWM **CHRYSLER** VOYAGER 2.5 CRD, VOYAGER 2.8 CRD, VOYAGER 2.8 CRDI **CITROËN** JUMPER 2.5 DIESEL, JUMPER 2.5 TD, JUMPER 2.5 TDI **DIVERSAS** AUDI, BOBCAT, CITROËN, CLARK, DODGE, FORD, GM, HYUNDAI, MAZDA, MITSUBISHI, MITSUBISHI-OSGR/PLGR-AUDI, NISSAN, OPEL, PLYMOUTH, TOYOTA, VAUXHALL **DODGE** CARAVAN 2.8 CRD, GRAND CARAVAN 2.8 CRD **FORD** RANGER 2.5 DIESEL, RANGER 2.5 TD 4X4 **HONDA** ACCORD 2.2 DTDI, CIVIC 2.2 CTDI, CR-V 2.2 CTDI, FR-V 2.2I CTDI **HYUNDAI** GALLOPER 2.5 DIESEL INTERCOOLER, H1 2.5 CRDI, H1 2.5 TD, H2 2.5 TD **HYUNDAI (CAMINHÕES)** H100 2.5 DIESEL, H100 2.5 TD, HR **JEEP** CHEROKEE 2.8 CRD **KIA** PREGIO 2.5 TCI **KIA (CAMINHÕES)** BONGO K2500 2.5 TCI **MAZDA** 323 2.0 DIESEL, 323 2.0 TD, 626 2.0 DIESEL, 626 2.0 TD, B2500 2.5 DIESEL, B2500 2.5 TD, MP-V 2.5 TD, PREMACEY 2.0 TD **MITSUBISHI** COLT 1.8 DIESEL, GALANT 2.0 TD, GALANT 2.3 TD, L200 2.5 DI-D, L200 2.5 DIESEL, L200 2.5 TD 4WD, L300 2.5 DIESEL, L300 2.5 TD 4WD, LANCER 1.8 DIESEL, PAJERO 2.3 TD, PAJERO 2.5 TD, PAJERO 2.8 TD, PAJERO 3.2 DI-D, SPACE GEAR 2.5 TD, SPACE RUNNER 2.0 TD GLX, SPACE WAGON 1.8 TD, SPACE WAGON 2.0 TD **NISSAN** ALMERA 2.2 DCI, ALMERA 2.2 DIESEL, ALMERA TINO 2.2 DIESEL, FRONTIER 2.5 DCI, NAVARA (FRONTIER) 2.5 DCI, PATHFINDER 2.5 DCI **OPEL** MOVANO 2.5 DIESEL, MOVANO 2.8 TDI **PEUGEOT** 605 2.5 TD, BOXER 2.4 TDI, BOXER 2.5 DIESEL, BOXER 2.5 TDI **RENAULT** MASTER 2.5 DIESEL, MASTER 2.8 DIESEL, MASTER 2.8 DTI **SUZUKI** ALTO 1.0, BALENO 1.6i 16V, BALENO 1.8 GT, BALENO 1.8i 16V, BALENO 1.9 TD, GRAND VITARA 2.0 HDI, SWIFT 1.0, SWIFT 1.3, SWIFT 1.3 GTI, SWIFT 1.3 GXI, SWIFT 1.6, SWIFT 1.6i, WAGON R+ 1.3 4WD **VAUXHALL** MOVANO 2.5 DIESEL, MOVANO 2.8 DTI, MOVANO 2.8 TDI



CODE	OEM	MOTOR TYPE	OEM Nº
A-143-24V	mitsubishi	OSGR/PLGR	M649X20771,ME701495
MOTOR Nº		BRUSHES DIMENSIONS	
M002T80772, M002T87571, M002T87871, M002TS5071, M008T80071, M008T80071A, M008T80071B, M008T80171, M008T80371, M008T80372, M008T80373, M008T80374, M008T80471, M008T80471A, M008T80472, M008T80472A, M008T80571, M008T80571A, M008T80772, M008T81071, M008T81071A, M008T85071, M008T85071A, M008T85071B, M008T85271, M008T85271B, M008T85471, M008T85571, M008T85671, M2T80772, M2T87571, M2T87871, M2TS5071, M649X20771, M8T80071, M8T80071A, M8T80071B, M8T80171, M8T80371, M8T80372, M8T80373, M8T80374, M8T80471, M8T80471A, M8T80472, M8T80472A, M8T80571, M8T80571A, M8T80772, M8T81071, M8T81071A, M8T85071, M8T85071A, M8T85071B, M8T85271, M8T85271B, M8T85471, M8T85571, M8T85671, ME012994, ME012995, ME013008, ME014418, ME701495		7,0 x 12,0 x 16,0	

APPLICATION

CASE MÁQUINAS DIVERSAS **DIVERSAS** BOBCAT, CLARK, ONAN, TORO, TOYOTA **ISUZU** MOTOR 4JB1PA **KOBELCO** ESCAVADEIRA SK200, ESCAVADEIRA SK210, ESCAVADEIRA SK60, ESCAVADEIRA SK70 **MITSUBISHI** CAMINHÕES CANTER 60 3.9 TD, CAMINHÕES CANTER 75 3.9 TD, CAMINHÕES FIGHTER FK71D



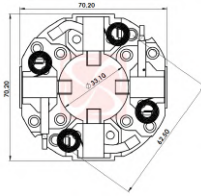
CODE	OEM	MOTOR TYPE	OEM Nº
A-144-12V	mitsubishi	OSGR/PLGR	M649T05071,M648X28271,ME700127
MOTOR Nº		BRUSHES DIMENSIONS	
36100-42011, DSL36100-4400, DSL3610044000, DSL3610044010, DSL361004A000, DSL361004A010, M002T54172, M002T54271, M002T54371, M002T56182, M002T65271, M2T4172, M2T54172, M2T54271, M2T54371, M2T54372, M2T54572, M2T55971, M2T56071, M2T56171, M2T56181, M2T56182, M2T56271, M2T56272, M2T56471, M2T56472, M2T56971, M2T57271, M2T61071, M2T61171, M2T61371, M2T61471, M2T61771, M2T65271, M2T65971, MD164975, MG120413, MG122565, TM000A23601		6,8 x 18,0 x 18,0	

APPLICATION

DIVERSAS ACURA, CASE, DEDGE, MAZDA, YALE **FIAT** TORO **HYUNDAI** GALLOPER 2.5 TD, H1 2.5 CRDI, H1 2.5 DIESEL, H1 2.5 TD, PORTER 2.5 CRDI, STAREX 2.5 CRDI, STAREX 2.5 TD **HYUNDAI (CAMINHÕES)** H100 2.5 DIESEL, HR **KIA** SORENTO 2.5 CRDI **KUBOTA** MOTORES FRIGORIFICOS **MITSUBISHI** COLT 1.8 DIESEL, COLT 2.0 DIESEL, EMPILHADEIRA FD20, GALANT 1.8 TD, GALANT 2.0 TD, GALANT 2.3 TD, L 300 TURBO, L200 2.5 DIESEL, L200 2.5 TD, L300 2.3 DIESEL, L300 2.5 DIESEL, L300 2.5 TD, LANCER 2.0 DIESEL, PAJERO 2.3 TD, PAJERO 2.5 TD, SPACE RUNNER 2.0 TD GLX, SPACE WAGON 1.8 TD, SPACE WAGON 2.0 TD **NISSAN** FRONTIER 3.2 (1999)

BRUSH-HOLDERS

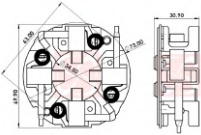
STARTER MOTORS



CODE	OEM	MOTOR TYPE	OEM Nº
A-145-24V	mitsubishi	OSGR/PLGR	M649T05072,ME700140
MOTOR Nº			BRUSHES DIMENSIONS
M002T65271, M002T65272, M002T66272, M002T67871, M002T67881, M2T65271, M2T65272, M2T66272, M2T67871, M2T67881, ME017035, ME017085			7,0 x 18,0 x 18,5

APPLICATION

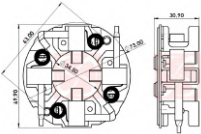
DIVERSAS CASE, YALE **KUBOTA** MOTOR FRIGORIFICO **mitsubishi** CAMINHÃO, CANTER 211 DIESEL, CANTER 444 DIESEL, EMPILHADEIRA FD20



CODE	OEM	MOTOR TYPE	OEM Nº
A-146-12V	mitsubishi	PLGR	F4TZ-11061-A,SBE-351
MOTOR Nº			BRUSHES DIMENSIONS
32B66-02500, F4TZ-11002B, M008T50071, M008T50072, M008T50171, M008T55171, M008T55472, M008T55473, M008T60871, M008T60872, M008T60873, M8T50071, M8T50072, M8T50171, M8T55171, M8T55471, M8T55473, ME087764			8,0 x 24,0 x 18,0

APPLICATION

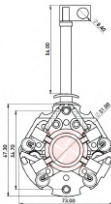
CATERPILLAR ESCAVADEIRA 320, ESCAVADEIRA 320B **FORD** E350 6.9 V8, F250 6.9 V8, F350 6.9 V8, PICK-UP 7.3 L DIESEL, VAN **mitsubishi** EMPILHADEIRA FD35D, EMPILHADEIRA FD35D2, EMPILHADEIRA FD35DS, EMPILHADEIRA FD38, EMPILHADEIRA FD40D, EMPILHADEIRA FD45D, EMPILHADEIRA FD50C, EMPILHADEIRA FD50D



CODE	OEM	MOTOR TYPE	OEM Nº
A-147-24V	mitsubishi	PLGR	M649X20671,ME701448
MOTOR Nº			BRUSHES DIMENSIONS
M008T60271, M008T60371, M008T60372, M008T60373, M008T60471, M008T60771, M008T60871, M008T60872, M008T60873, M008T60971, M008T60973, M8T60071, M8T60271, M8T60371, M8T60372, M8T60373, M8T60471, M8T60771, M8T60871, M8T60872, M8T60873, M8T60971, M8T60973, M8T62671, ME077796			8,0 x 24,0 x 18,0

APPLICATION

CATERPILLAR EMPILHADEIRA DP40 **DIVERSAS** FORD **KOBELCO** ESCAVADEIRA SK210 **MAN** CAMINHÕES 10180, CAMINHÕES 10210, CAMINHÕES 10240, CAMINHÕES 12180, CAMINHÕES 12210, CAMINHÕES 12240, CAMINHÕES 13240, CAMINHÕES 13280, CAMINHÕES 15240, CAMINHÕES 15280, CAMINHÕES 18240, CAMINHÕES 18280, CAMINHÕES 18330, CAMINHÕES 26280, CAMINHÕES 26330, CAMINHÕES 7150, CAMINHÕES 7180, CAMINHÕES 7220, CAMINHÕES 8150, CAMINHÕES 8180, CAMINHÕES 8210, CAMINHÕES 8240 **mitsubishi** EMPILHADEIRA FD35D, EMPILHADEIRA FD35D2, EMPILHADEIRA FD35DS, EMPILHADEIRA FD38, EMPILHADEIRA FD40D, EMPILHADEIRA FD45D, EMPILHADEIRA FD50C, EMPILHADEIRA FD50D, FUSO



CODE	OEM	MOTOR TYPE	OEM Nº
A-155-12V	mitsubishi	PMGR	M649T01271,MD611217,M649T01272, M649T01273,M649T06871,M649T09471, MD611731,MD611918,3616935010, 2337842L70,2337842L71
MOTOR Nº			BRUSHES DIMENSIONS
1250299, 2330030F11, 2330030R13, 2330044R11, 233004E210, 2330050Y11, 2330052F10, 2330053J12, 2330081N11, 23300W9810, 3610023160, 3610032510, 361003E020, 471Q3708950, M000T81181, M000T90482, M000T90482ZC, M000T91781, M000T91981, M000T91981ZC, M001T40371, M001T60081, M001T60181, M001T60185, M001T60281, M001T60381, M001T60581, M001T61181, M001T64285, M001T68281, M001T68381, M001T68681, M001T70281, M001T70283, M001T70482, M001T70483, M001T70685, M001T70981, M001T70981A, M001T70982, M001T70985, M001T71381, M001T71382, M001T71382ZC, M001T71481, M001T71481A, M001T71781, M001T71781A, M001T72081, M001T72085, M001T72086, M001T72086A, M001T72087, M001T72088, M001T72181, M001T72182, M001T72281, M001T72281A, M001T72481, M001T72581, M001T72583, M001T72583G, M001T72981, M001T72985, M001T72985A, M001T73281, M001T73283, M001T73381, M001T73381ZC, M001T73383, M001T73481, M001T73481A, M001T73881, M001T75181, M001T75181A			4,5 x 12,0 x 17,0

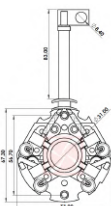
BRUSH-HOLDERS

STARTER MOTORS

M001T75581, M001T75681, M001T77081, M001T77181, M001T77281, M001T77381, M001T77581, M001T77777, M001T77777ZC, M001T77781, M001T77781ZC, M001T78181, M001T78581, M001T78581ZC, M001T78881, M001T79081, M001T79483, M001T79681, M001T79781, M001T90081A, M001T96081, M001T96281, M001T96781, M002T53083, M003T70381, M00D099667, M00D112625, M00D136933, M00D162839, M00D162840, M00D162842, M00D162843, M00D172860, M00D172861, M00D172863, M00D172864, M00D309471, M00D313327, M00D328235, M00P112033, M00P112040, M00P112042, M00P112043, M0T81181, M0T90482, M0T90482ZC, M0T91781, M0T91981, M0T91981ZC, M1T40371, M1T60081, M1T60181, M1T60185, M1T60281, M1T60381, M1T60581, M1T61181, M1T64285, M1T68281, M1T68381, M1T68681, M1T70281, M1T70283, M1T70482, M1T70483, M1T70685, M1T70981, M1T70981A, M1T70982, M1T70985, M1T71381, M1T71382, M1T71382ZC, M1T71481, M1T71481A, M1T71781, M1T71781A, M1T72081, M1T72085, M1T72086, M1T72086A, M1T72087, M1T72088, M1T72181, M1T72182, M1T72281, M1T72281A, M1T72481, M1T72581, M1T72583, M1T72583G, M1T72981, M1T72985, M1T72985A, M1T73281, M1T73283, M1T73381, M1T73381ZC, M1T73383, M1T73481, M1T73481A, M1T73881, M1T75181, M1T75181A, M1T75581, M1T75681, M1T77081, M1T77181, M1T77281, M1T77381, M1T77581, M1T77777, M1T77777ZC, M1T77781, M1T77781ZC, M1T78181, M1T78581, M1T78581ZC, M1T78881, M1T79081, M1T79483, M1T79681, M1T79781, M1T90081A, M1T96081, M1T96281, M1T96781, M2T53083, M3T70381, MD099667, MD112625, MD136933, MD162839, MD162840, MD162842, MD162843, MD172860, MD172861, MD172863, MD172864, MD309471, MD313327, MD328235, MP112033, MP112040, MP112042, MP112043, TM000A04101, TM000A19301, TM000A31201

APPLICATION

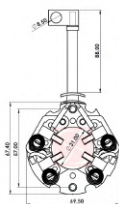
CATERPILLAR MÁQUINAS ESCAVADEIRA 304CR **CHRYSLER** CIRRUS 2.5, CONCORDE 2.7, GRAND VOYAGER 2.4I, SEBRING 2.5, VOYAGER 2.4I **CITROËN** C4 I 2.0 16V, C5 I 1.8, C5 III 1.8 16V, C8 2.0, XSARA PICASSO 1.8i 16V **CLARK** EMPILHADERA **DODGE** STRATUS 2.5 **FIAT** SCUDO 2.0 16V **FORD** MAVERICK 2.4I **HYUNDAI** COUPÉ (TIBURON/TUSCANI), ELANTRA 1.6, ELANTRA 1.8, H1 2.4, LANTRA 1.6, LANTRA 1.8, LANTRA II 2.0i 16V, SANTAMO 2.0, SONATA 1.8, SONATA 2.0, SONATA 2.4, SONATA III 3.0i V6, TRAJET 2.0 16V, TUCSON 2.0 **HYUNDAI CAMINHÕES** H100 2.4, HR **JEEP** LIBERTY 2.4, WRANGLER 2.4 **KIA** CARENS II 2.0, CERATO I 2.0, COLT III 1.8 GTI, COLT IV 1.6, COLT V 1.6, JOICE 2.0, RETONA 2.0 16V, ROADSTER 1.8, SEPHIA 1.8, SORENTO 3.5 V6, SPECTRA SPORTAGE **KOMATSU** EMPILHADERA **MAZDA** 323 IV 1.8 16V, 323 V 2.0 V6, 626 III 2.0, 626 IV 2.5 V6, 929 3.0 V6, MPV 3.0, MX3 1.8i V6, MX6 2.0i, MX6 2.5i V6, RX7 1.3, RX7 1.3 TURBO, XEDOS 2.0 V6, XEDOS 2.5 V6 **MITSUBISHI** COLT III 1.8 GTI, ECLIPSE 1.8, ECLIPSE 2.0, GALANT VI 2.0 16V, GALANT VI 2.4 GDI, GALLOPER 3.0i V6, L200 2.0, LANCER III 1.8 GTI, LANCER VII 2.0, OUTLANDER I 2.0, PAJERO 3.0 V6, PAJERO 3.5 V6, SPACE GEAR 2.0, SPACE GEAR 2.4, SPACE RUNNER 1.8, SPACE RUNNER 2.0, SPACE RUNNER 2.4 GDI, SPACE WAGON III 2.0 GDI, SPACE WAGON III 2.4 GDI **NISSAN** 100X 2.0, 200SX 2.0i TURBO, PATHFINDER 3.5, PRAIRIE 2.0, PRIMERA 2.0, SUNNY II 1.6 16V, SUNNY II 1.8 GTI 16V, SUNNY III 2.0 GTI 16V, TERRANO II 2.4 **PEUGEOT** 206 2.0, 307 2.0, 307 2.0i, 308 2.0, 406 2.0 16V HPI, 406 2.2i 16V, 607 2.2 16V, 806 2.0 16V **SUBARU** IMPREZA 2.0 TURBO, LEGACY 1.8, LEGACY 2.0, LEGACY 2.0 TURBO, LEGACY 2.2, LEGACY 2.5, OUTBACK 2.5i 16V **SUZUKI** BALENO 1.3, BALENO 1.8, BALENO 1.9 TD, SWIFT 1.3, SWIFT 1.3 GTI, SWIFT 1.6, WAGON R+ 1.3 **TOYOTA** EMPILHADERA **YALE** EMPILHADERA



CODE	OEM	MOTOR TYPE	OEM Nº
A-156-12V	MITSUBISHI		M649T01271, M649T09371, 3616932510, 3617032500
MOTOR Nº		BRUSHES DIMENSIONS	
125313, 33002709, 36100-23070, 36100-37210, 36100-3E020, M001T4283ZC, M001T70381, M001T70481, M001T70485, M001T70781, M001T71081, M001T71281, M001T71581, M001T71681, M001T71881, M001T76081, M1T4283ZC, M1T70381, M1T70481, M1T70485, M1T70781, M1T70881, M1T71081, M1T71281, M1T71581, M1T71681, M1T71881, TM000A37901		4,5 x 12,0 x 17,0	

APPLICATION

CLARK EMPILHADERA C/ MOTOR **MITSUBISHI** CGP 25 **DIVERSAS** CATERPILLAR, CHRYSLER, DODGE, EAGLE, FORD, GEO, GM, MAZDA, MERCURY, MITSUBISHI, NISSAN, PLYMOUTH, SUBARU, SUZUKI **HYUNDAI** H100, INFINITI **JEEP** CHEROKEE, WRANGLER (97-98) **YALE** EMPILHADERA C/ MOTOR **MITSUBISHI** CGP 25



CODE	OEM	MOTOR TYPE	OEM Nº
A-157-12V	MITSUBISHI	PMGR	F32Z-11061-B, SBE-342, 83503671, 83224461, 83225326, M649T06971, 83503671, 83224461, 83225326
MOTOR Nº		BRUSHES DIMENSIONS	
M001T74081, M001T74181, M001T74281, M001T74381, M001T74481, M001T74482, M001T74581, M001T74583, M001T74781, M001T74781A, M001T75281, M001T75283, M001T75381, M001T75681, M001T76281, M1T74081, M1T74181, M1T74281, M1T74381, M1T74481, M1T74482, M1T74581, M1T74583, M1T74781, M1T74781A, M1T75281		4,5 x 18,0 x 17,0	

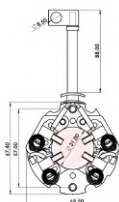
BRUSH-HOLDERS

STARTER MOTORS

M1T75283, M1T75381, M1T75681, M1T76281, M1T95081

APPLICATION

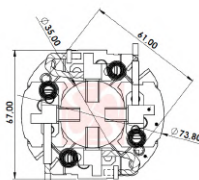
DIVERSAS AMC, CHEVROLET-GM, DODGE, EAGLE, FORD, GEO, INFINITI, MITSUBISHI **JEEP** CHEROKEE 4.0, GRAND CHEROKEE 4.0, WRANGLER 4.0 **MAZDA** 929 3.0 V6, MPV 3.0, RX7, XEDOS 6 2.0 V6 **SUBARU** FORESTER 2.0, FORESTER 2.5, IMPREZA 1.8, IMPREZA 2.0, LEGACY II 2.0, LEGACY II 2.2, OUTBACK 2.5I, SVX 3.3I 24V, VIVIO 0.7 **SUZUKI** BALENO 1.3, BALENO 1.8, BALENO 1.9 TD, GRAND VITARA 1.6, GRAND VITARA 2.0, SWIFT 1.3, SWIFT 1.3 GTI, SWIFT 1.6, VITARA 1.6, WAGON R+ 1.3 **TOYOTA** 2L, 3L



CODE	OEM	MOTOR TYPE	OEM Nº
A-158-12V	mitsubishi	PMGR	M649T01671,F32Z-11061-B,SBE342
MOTOR Nº			BRUSHES DIMENSIONS
M001T74283, M001T75181, M001T75581, M001T76081, M1T74283, M1T75181, M1T75581, M1T76081			4,5 x 18,0 x 17,0

APPLICATION

JEEP CHEROKEE 4.0 XJ, CHEROKEE SPORT XJ, GRAND CHEROKEE 4.0 ZJ, GRAND CHEROKEE 5.2, WRANGLER II 4.0 TJ **MAZDA** 323 2.0 V6, 626 IV 2.5 V6, 929 III 3.0 V6, MPV I 3.0, MX-3 1.8I, MX-6 2.5I V6, XEDOS 6 2.0 V6, XEDOS 9 2.0 V6



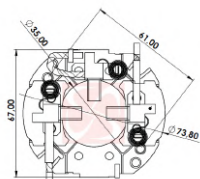
CODE	OEM	MOTOR TYPE	OEM Nº
A-159-12V	mitsubishi	OSGR	M649T04471,MD607420,23378N5912
MOTOR Nº			BRUSHES DIMENSIONS
23300-00H10, M002T23081, M002T23181, M002T23685, M002T24181, M002T24281, M002T25481, M002T25581, M002T25681, M002T50081, M002T50171, M002T50181, M002T50281, M002T50285, M002T50371, M002T50381, M002T50391, M002T50481, M002T50485, M002T50581, M002T50585, M002T50981, M002T51082, M002T51083, M002T51085, M002T51181, M002T51281, M002T51282, M002T51805, M002T52071, M002T52081, M002T52082, M002T52181, M002T52281, M002T52681, M002T52881, M002T52882, M002T53081, M002T53082, M002T53083, M002T53085, M002T53181, M002T53282, M002T53781, M002T53785, M002T53881, M002T53882, M002T53883, M002T54085, M002T54091, M002T58081, M002T58181, M002T58381, M002T58581, M002T58681, M002T58781, M002T58881, M002T58981, M003T21281D, M003T21882D, M003T32985, M003T32986, M003T32988, M2T23081, M2T23181, M2T23685, M2T24181, M2T24281, M2T25481, M2T25581, M2T25681, M2T25681G, M2T50081, M2T50171, M2T50181, M2T50281, M2T50285, M2T50371, M2T50381, M2T50391, M2T50481, M2T50485, M2T50581, M2T50585, M2T50981, M2T51082, M2T51083, M2T51085, M2T51181, M2T51281, M2T51282, M2T51681, M2T51805, M2T52071, M2T52081, M2T52082, M2T52172, M2T52181, M2T52185, M2T52271, M2T52281, M2T52381, M2T52681, M2T52871, M2T52881, M2T52882, M2T53081, M2T53082, M2T53083, M2T53085, M2T53181, M2T53282, M2T53681, M2T53781, M2T53785, M2T53881, M2T53882, M2T53883, M2T54085, M2T54091, M2T54095, M2T58081, M2T58181, M2T58285, M2T58381, M2T58481, M2T58581, M2T58681, M2T58781, M2T58881, M2T58981, M2T61871, M2T61871A, M2T61871B, M2T62071A, M2T62571, M2T62571A, M2T62671, M3T21882D			7,0 x 10,0 x 18,0

APPLICATION

CATERPILLAR EMPILHADEIRA GC15, EMPILHADEIRA GC18, EMPILHADEIRA GC20, EMPILHADEIRA GC25 **DIVERSAS** BOBCAT, CLARK, DODGE, FORD, GEHL, IHC, INGERSOLL-RAND, MAZDA, MELROE, MITSUBISHI, ONAN, PERKINS, PLYMOUTH, TORO **KOMATSU** EMPILHADEIRA FG20 **KUBOTA** ESCAVADEIRA KH007 **NISSAN** EMPILHADEIRAS, FORKLIFT, MICRA 1.0, MICRA 1.2, PATROL 2.8, SERENA 1.6, VANETTE 1.6i, VANETTE 2.0 **YALE** EMPILHADEIRA C/ PARTIDA MITSUBISHI

BRUSH-HOLDERS

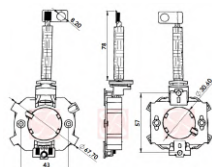
STARTER MOTORS



CODE	OEM	MOTOR TYPE	OEM Nº
A-160-12V	MITSUBISHI	DDOSGR	M649T04471
MOTOR Nº		BRUSHES DIMENSIONS	
M002T20181D, M002T30481, M002T30581, M002T30981, M002T31081, M002T32281, M002T32581, M002T37081, M002T42381, M002T42985, M002T43681, M002T43781, M002T43881, M002T44781, M002T49881, M003T38981, M003T41781, M2T20181D, M2T30481, M2T30581, M2T30981, M2T31081, M2T32281, M2T32581, M2T37081, M2T42381, M2T42985, M2T43681, M2T43781, M2T43881, M2T44781, M2T49881, M3T38981, M3T41781		7,0 x 10,0 x 18,0	

APPLICATION

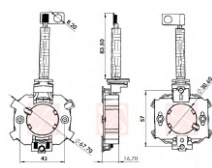
DIVERSAS DODEGE, EAGLE, FORD, JOHN DEERE, KIA, LINCOLN ELETRIC, MAZDA, MERCURY, ONAN, PLYMOUTH, WOODS **HYSTER** EMPILHADEIRAS COM PARTIDA (918139600) **HYUNDAI** EXCEL **KUBOTA** ESCAVADEIRA KH21 **MITSUBISHI** EMPILHADEIRAS **NISSAN** SUNNY 1.2, SUNNY 1.5, VANETTE 1.5 **SUZUKI** SJ410 1.0, VITARA **YALE** EMPILHADEIRAS COM PARTIDA (010476 DN)



CODE	OEM	MOTOR TYPE	OEM Nº
A-178-12V	MITSUBISHI		M321X04471, M321X04771, M321X05171, M321X07071
MOTOR Nº		BRUSHES DIMENSIONS	
000T92581, 2N1511000AA, 3110060AB2, 3610037210, 8E5T-11000-AA, 8E6T-11000-AA, 8S4T-11000-A, 918139600, FF18400, M000T60081, M000T60082, M000T60186, M000T60187, M000T70881, M000T80081, M000T80281, M000T80281A, M000T80285, M000T80285A, M000T80381, M000T80581, M000T80783, M000T80981, M000T81081, M000T81281, M000T81284, M000T81681, M000T82081, M000T82081ZE, M000T82281, M000T83981, M000T84881ZC, M000T84882ZC, M000T84882ZC, M000T85081, M000T85681, M000T85881, M000T85981, M000T86481, M000T88481, M000T88481ZC, M000T88482ZC, M000T91181ZC, M000T92581, M001T60285, M001T78681, M001T79482, M001T79781, M001T83981, M001T84171ZC, M001T84181, M001T84381, M001T84981, M001T85881, M001T86081, M001T86182, M001T86281, M001T86281ZC, M0T60081, M0T60082, M0T60186, M0T60187, M0T70881, M0T80081, M0T80281, M0T80281A, M0T80285, M0T80285A, M0T80381, M0T80581, M0T80783, M0T80981, M0T81081, M0T81281, M0T81284, M0T81681, M0T82081, M0T82081ZE, M0T82281, M0T83981, M0T84881ZC, M0T84882ZC, M0T85081, M0T85681, M0T85881, M0T86481, M0T91181ZC, M1T60285, M1T78681, M1T79482, M1T79781, M1T83981, M1T84171ZC, M1T84181, M1T84381, M1T84981, M1T85881, M1T86081, M1T86182, M1T86281		4,5 x 12,0 x 12,8	

APPLICATION

CHRYSLER CONCORDE **DIVERSAS** GM, JEE, PAJERO MONTERO 3.5L 1999 ATÉ 2004, PLYMOUTH, SUZUKI **DODGE** INTREPID 2.7L **FORD** FUSION **HYSTER** EMPILHADEIRA FORKLIFT 1995 **MAZDA** MPV 3.0L, PROTEGE 1.6, PROTEGE 1.8, PROTEGE 2.0 **MITSUBISHI** MIRAGE 1.5, MIRAGE 1.8, PAJERO MONTERO 3.0L 2000 ATÉ 2003, PAJERO MONTERO 3.8L 2001 ATÉ 2002 **NISSAN** 200SX 1.6L 1995-98, FRONTIER 2.4L 1999 ATÉ 2001, LIFT TRUCKS NISSAN, PICK UP 2.4L, SENTRA 1.6L 1995 ATÉ 1999, XTERRA 2.4 2000 ATÉ 2001 **SUBARU** FOREST 2.5L, IMPREZA 1997 ATÉ 2003 2.2L, IMPREZA 1997 ATÉ 2003 2.5L, OUTBACK 2.2, OUTBACK 2.5L



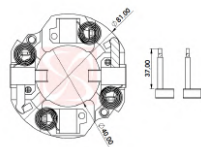

CODE	OEM	MOTOR TYPE	OEM Nº
A-179-12V	MITSUBISHI	PMGR	
MOTOR Nº		BRUSHES DIMENSIONS	
56041014, 56041641AD, M000T843814, M001T74287ZC, M001T86884ZC, M0T843814, M1T74287ZC, M1T86884ZC MD619097, MD619311		4,5 x 12,0 x 12,8	

APPLICATION

DIVERSAS CHRYSLER, DODGE, MAZDA, MITSUBISHI, NISSAN, SUBARU **HYSTER** EMPILHADEIRAS / FORKLIFT ANO 1995 ATÉ 2005

BRUSH-HOLDERS

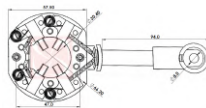
STARTER MOTORS



CODE	OEM	MOTOR TYPE	OEM Nº
A-187-24V	MITSUBISHI		861175,M90R3001SE02
MOTOR Nº			BRUSHES DIMENSIONS
2509110223A, 2S0911023A, 2T0911023G, M0009T62173ZA, M009T61671, M009T62572ZA, M009T644471ZA, M009T64471ZA, M009T66371ZA, M90R3538SE, M90R3539SE, M90R3540SE, M90R3543SE, M90R3544SE, M90R3545SE, M90R3547SE, M90R3548SE, M9T61671, M9T62572ZA, M9T64471ZA, M9T66371ZA, MM0097662572ZA, P21632127			8,0 x 30,0 x 18,2

APPLICATION

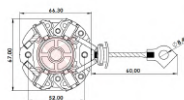
IVECO CAMINHÕES STRALIS **VOLKSWAGEN** CAMINHÕES CONSTELLATION 25370 **VOLVO** CAMINHÕES FH12/340, CAMINHÕES FH12/380, CAMINHÕES FH12/420, CAMINHÕES FH12/460, CAMINHÕES FH12/500, CAMINHÕES NH12



CODE	OEM	MOTOR TYPE	OEM Nº
A-200-12V	MITSUBISHI		
MOTOR Nº			BRUSHES DIMENSIONS
SM402-03, SM402202			5,0 x 17,0 x 16,0

APPLICATION

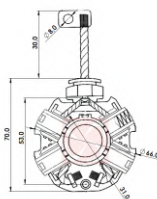
DIVERSAS ACURA, ISUZU **HONDA** ACCORD 2.2L, CIVIC, ODYSSEY 2.2L, ODYSSEY 2.3L, PRELUDE 2.2L, PRELUDE 2.3L



CODE	OEM	MOTOR TYPE	OEM Nº
A-231-12V	MITSUBISHI		
MOTOR Nº			BRUSHES DIMENSIONS
16-940, M2T40081, M39376, M3T32581, M3T32582, M3T32583, M3T32591, M3T32592, M3T32593, M3T41081, M3T41083, M3T42781, MC109032, MD001333, MD034120, MD066761, MD081567, MD081568, MD100431, MD162836, MD162837, MD162838, MD180239			5,0 x 10,6 x 12,5

APPLICATION

DODGE 81 ATÉ 94, PLYMOUTH 1.4L, PLYMOUTH 1.5L, PLYMOUTH 1.6L, PLYMOUTH 1.8L, PLYMOUTH 2.0L, PLYMOUTH 2.4L **EAGLE** 1989 ATÉ 1996, MOTOR 1.5L, MOTOR 1.8L, MOTOR 2.4L **HYUNDAI** ELANTRA, EXCEL, SITEMA **MITSUBISHI** 1983 ATÉ 1996, MOTOR 1.5L, MOTOR 1.6L, MOTOR 1.8L, MOTOR 2.0L, MOTOR 2.4L



CODE	OEM	MOTOR TYPE	OEM Nº
A-234-12V	MITSUBISHI	MR9943/PMGR	M0T87681,233804A00B,CY0118X70, ZJ3818X70
MOTOR Nº			BRUSHES DIMENSIONS
05034555AA, 12601721, 12617229, 233001HC0D,			4,5 x 12,0 x 12,0
233001HK0C, 5034555AA, 56029584AA, 56044735AB, 9E5T-11000-AC, M00032272, M000T1627ZC, M000T20371, M000T20371ZC, M000T20472, M000T20672, M000T20771, M000T22371, M000T30771, M000T31572ZC, M000T32071, M000T32071ZC, M000T32175ZC, M000T32271, M000T32271ZE, M000T32272, M000T32371, M000T32371ZC, M000T32771, M000T33071, M000T33371, M000T33971, M000T34071ZC, M000T36571, M000T36571ZC, M000T36572ZC, M000T36771, M000T37371ZC, M000T376712T, M000T37671ZT, M000TD0971, M032071ZC, M0T20371, M0T20371ZC, M0T20771, M0T31572ZC, M0T32071, M0T32071ZC, M0T32271, M0T32271ZE, M0T32272, M0T32371, M0T32371ZC, M0T32771, M0T33071, M0T33371, M0T33971, M0T34071ZC, M0T36771			

APPLICATION

CHEVROLET-GM CAPTIVA V6 **CHRYSLER** SEBRING 2.4L(144) L4 2007 ATÉ 2009 **CITROEN** BERLINGO II 1.6 VTI, C1 II 1.0 VTI, C1 II 1.2 VTI, C3 II 1.4 VTI, C3 II 1.6 VTI, C4 1.6 VTI, C4 GRAND PICASSO 1.6 16V, C4 PICASSO 1.6 16V, C5 III 1.6 VTI, DS3 1.6 VTI, DS4 1.6 **DODGE** AVENGER 2.4, AVENGER 2.4L(144) L4 2008 ATÉ 2009, CALIBER 1.8L(110) L4 2007 ATÉ 2009, CALIBER 2.0L(122) L4

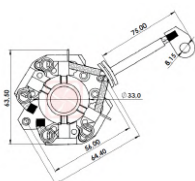
BRUSH-HOLDERS

STARTER MOTORS

35259600, 35259620, 35259630, 35259640, 35259650,
35259660, 35259670, 35259680, 35259710, 35259720,
35259750, 35259760, 35259870, 35259880, 35259890,
35259900, 35260828, 35260940, 35260950, 35261020,
35261070, 35261120, 35261155, 35261175, 35261305,
35261355, 35261360, 35261425, 35261760, 35261860,
35262580, 35262710

APPLICATION

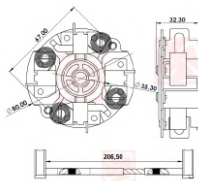
AGRALE ÔNIBUS VOLARE **CHEVROLET-GM** BLAZER DLX, PICK-UP D20, PICK-UP S10 C/ MOTOR MAXION HS, SILVERADO C/ MOTOR MWM **CUMMINS** MOTORES SÉRIE 6BT DIANTEIRO, SÉRIE B6, SÉRIE BT5.9L **DODGE** D1000 **FIAT** DUCATO C/ MOTOR 1.9 DIESEL, DUCATO C/ MOTOR 2.5 DIESEL, DUCATO C/ MOTOR 2.8 DIESEL **FORD** CARGO 1416, CARGO 1716, CARGO 1722, F 1000 F 14000 C/ MWM, PICK-UP F 100, PICK-UP F 1000, RANGER **IVECO CAMINHÕES** DAILY C/ MOTOR TURBO DIESEL **JOHN DEERE** TRATORES **LAND ROVER** DEFENDER, DISCOVERY 4CC 2.5 **MASSEY FERGUSON** TRATOR C/ MOTOR 4 CIL **MAXION** MOTORES **MERCEDES-BENZ** 180D KOMBI ESPANHOLA, CAMINHÃO, ÔNIBUS, SPRINTER C/ MOTOR MAXION HS **PERKINS** MOTOR 3.152, MOTOR 4.236, MOTOR 6.354, MOTORE 4.203 **PEUGEOT** 504, 505 C/ MOTOR INDENOR **VOLKSWAGEN** CAMINHÃO 15-160



CODE	OEM	MOTOR TYPE	OEM Nº
A-135-12V	PRESTOLITE - LUCAS INDIEL		352.58.566
MOTOR Nº			BRUSHES DIMENSIONS
352.58.400, 352.58.430, 352.58.510, 352.58.560, 352.58.600 352.58.730, 352.58.750, 352.58.790, 352.58.850, 352.58.860 352.58.890, 352.633.80, 3708100A, QDY1203			4,5 x 14,0 x 17,0

APPLICATION

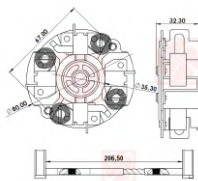
AGRALE TRATOR 4230, TRATOR 4230.4 **CHEVROLET-GM** CORSA 1.4, CORSA 1.6, CORSA COMBO 1.6, PICK-UP C20, SILVERADO C/ MOTOR 6 CIL. GASOLINA **CITROËN** BERLINGO 1.8 **FIAT** 128 SUPEREUROPA, 147 BRIO, 147 SPR, 147 SPT, DUNA 1.4, DUNA 1.6, DUNA 1300, DUNA 1500, FIORINO 1.4, FIORINO 1.6, PICH-UP 1.6, PICK-UP 1.4, REGATTA 85 S 1300, REGATTA 85 S 1500, REGATTA SC 1300, REGATTA WEEKEND 1300, REGATTA WEEKEND 1500, SPAZIO 1300, SPAZIO 1500, TIPO 1.4, TIPO 1.6, UNO 1.4, UNO 1.6 **FORD** ESCORT 1.8 ZETEC 1997, ESCORT 2.0 ZETEC, FIESTA 1.4 COM E SEM AR, FIESTA 1300, FOCUS 1.8 ZETEC, MONDEO 1.8, MONDEO 2.0 ZETEC **LIFAN** X60 1.8L COM MOTOR LFB479Q **NISSAN** FRONTIER, XTERRA **PEUGEOT** 205, 306, 405 **RENAULT** CLIO 1.4, CLIO 1.6, CLIO 1.9 DIESEL, MÉGANE 2.0, R11 1.4, R11 1.6, R19 1.6, R19 1.7, R19 1.8, R9 1.4, R9 1.6 **VOLKSWAGEN** GOL 1.000 BRASIL, GOL 1.6, GOL 1.8, GOL 2.0 COM AR, SAVEIRO CHT 1.6



CODE	OEM	MOTOR TYPE	OEM Nº
A-195-24V	PRESTOLITE - LUCAS INDIEL	M100R	K-01266
MOTOR Nº			BRUSHES DIMENSIONS
35259240, 35259440, 35259460, 35259770, 35259780, 35261000, 35261130, 35261185, 35261395, 35261740, 35261770, 35261900, 35262010, 35262020, 35262130			8,0 x 25,0 x 21,0

APPLICATION

AGRALE MARRUÁ **CUMMINS** MOTOR B ELETRÔNICO 5.9, MOTOR C 6CT 8.3, MOTOR C 6CTA 8.3 **IVECO** MWM X10 226 SERIES **MERCEDES-BENZ (ÔNIBUS)** O371, OF1214, OF1215, OF1315 OF1418, OH1316, OH1318, OH1320 **MWM** 4CC, 6CC **VOLKSWAGEN (CAMINHÕES)** 17250 E COM MOTOR CUMMINS 6B ELETRÔNICO 5.9, 26250 E COM MOTOR CUMMINS 6B ELETRÔNICO 5.9, TITAN TRACTOR **VOLVO (CAMINHÕES)** VM17 COM MOTOR MWM, VM23 COM MOTOR MWM



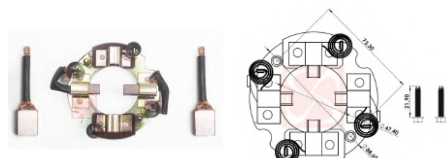
CODE	OEM	MOTOR TYPE	OEM Nº
A-196-12V	PRESTOLITE - LUCAS INDIEL	M100R	35262079,K-01236
MOTOR Nº			BRUSHES DIMENSIONS
352.59.200, 352.59.260, 352.59.290, 352.59.450, 352.59.500 352.59.510, 352.59.520, 352.59.530, 352.59.550, 352.59.730 352.59.810, 352.59.820, 352.59.830, 352.59.840, 352.60.830 352.60.840, 352.60.900, 352.60.910, 352.61.050, 352.61.160			8,0 x 25,0 x 21,0

APPLICATION

CASE MÁQUINAS DIVERSAS **CUMMINS** MOTOR B 5.9, MOTOR C 8.3, MOTOR ISB02 5.8 **DIVERSAS** CATERPILLAR, CHRYSLER, FREIGHTLINER, GRADALL, INTERNATIONAL, NAVISTAR **DODGE** RAM 2.500 CUMMINS 6CC 5.9L **FORD** CAMINHÕES CARGO 1622 C/ MOTOR CUMMINS, CAMINHÕES CARGO 2422 C/ MOTOR CUMMINS, CAMINHÕES CARGO 2425 C/ MOTOR CUMMINS, CAMINHÕES CARGO 2425 MIXER C/ MOTOR CUMMINS, CAMINHÕES CARGO 2630 C/ MOTOR CUMMINS **JOHN DEERE** COLHEITADEIRA 1550, TRATOR 1420, TRATOR 2140, TRATOR 2330, TRATOR 2420, TRATOR 2530, TRATOR 2730, TRATOR 2850, TRATOR 3140, TRATOR 3350, TRATOR 3420, TRATOR 3530, TRATOR 3540, TRATOR 3550, TRATOR 4420, TRATOR 4530, TRATOR 5320N, TRATOR 5410, TRATOR 5520N, TRATOR 5600, TRATOR 5700, TRATOR 627, TRATOR 6300, TRATOR 6600, TRATOR 6605, TRATOR 727, TRATOR 7505, TRATOR 7820, TRATOR DE ESTEIRAS 570, TRATOR DE ESTEIRAS 570A **NEW HOLLAND** TRATOR TM135, TRATOR TM135 E, TRATOR TM150, TRATOR TM150 E, TRATOR TM165, TRATOR TM180, TRATOR TS100, TRATOR TS110, TRATOR TS120 **ALMET** TRATORES **VALTRA** TRATOR 1280, TRATOR 1580, TRATOR 1780, TRATOR 685 C, TRATOR 785 C, TRATOR BH140, TRATOR BH160, TRATOR BH180, TRATOR BL77, TRATOR BL88, TRATOR BM100, TRATOR BM110, TRATOR BM120 **VOLKSWAGEN** CAMINHÕES 17220 8.3 C/ MOTOR CUMMINS 6CTAA, CAMINHÕES 17310 8.3 C/ MOTOR CUMMINS 6CTAA, CAMINHÕES 18310 8.3 C/ MOTOR CUMMINS 6CTAA, CAMINHÕES 23220 8.3 C/ MOTOR CUMMINS 6CTAA, CAMINHÕES 23310 8.3 C/ MOTOR CUMMINS 6CTAA, CAMINHÕES 26220 8.3 C/ MOTOR CUMMINS 6CTAA, CAMINHÕES 26260 8.3 C/ MOTOR CUMMINS 6CTAA, CAMINHÕES 26310 8.3 C/ MOTOR CUMMINS 6CTAA, CAMINHÕES TITAN TRACTOR

BRUSH-HOLDERS

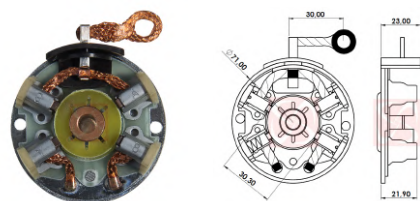
STARTER MOTORS



CODE	OEM	MOTOR TYPE	OEM Nº
A-255-12V	PRESTOLITE - LUCAS INDIEL		54245374,35258268
MOTOR Nº		BRUSHES DIMENSIONS	
26211, 26227, 26234, 26246, 26265, 26273, 26274, 26284, 26290, 26291, 26294, 26295, 26297, 26298, 26304, 26305, 26312, 26316, 26316D, 26317, 26318, 26323, 26329, 26336, 26337, 26341, 26342, 26343, 26344, 26345, 26349, 26351, 26352, 26355, 26357, 26358, 26359, 26360, 26361, 26363, 26365, 26366, 26367, 26369, 26374, 26376, 26378, 26379, 26382, 26384, 26386, 26388, 26398, 26402, 26403, 26404, 26407, 26408, 26409, 26410, 26411, 26414, 26416, 26420, 26421, 26423, 26427, 26428, 26429, 26430, 26431, 26433, 26434, 26435, 26436, 27501, 27508, 27512, 27533, 27539, 27540, 27541, 27543, 27553, 27554, 27556, 35258240, 35258440, 63227483, 63227501, 63227502, 63227510, 63227512, 63227518, 63227533, 63227541, 63227547, 63227553, 63227554, 63227559, 63227564, 63227565, 63227568, 63227570, 63227571, 63227572, 63227574, 63227575, 63227578, 63227582, 63227583, 63227584, 63227585, 63227591, 63227592, 63227593, 63227594, 63227596, 63227598, 63227599, 63227600, 63227601, 63227604, 63292035, 71YB11000AA, 835FX11000BB		9,0 x 20,0 x 24,0	

APPLICATION

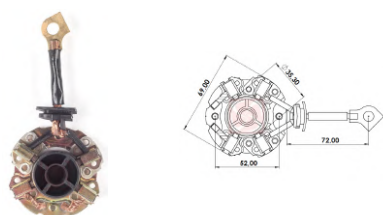
FORD TRANSIT 2.4 DIESEL, TRANSIT 2.4 TDE **JCB** ESCAVADEIRA 805, ESCAVADEIRA 806, ESCAVADEIRA 806B, ESCAVADEIRA 807B **MASSEY FERGUSON** SERIE 240 2.5, SERIE 245 2.5, SERIE 255 2.5, SERIE 274 3.9, SERIE 285, SERIE 350, SERIE 354, SERIE 355, SERIE 360, SERIE 364, SERIE 3645, SERIE 365, SERIE 3655, SERIE 3680 7.4, SERIE 375, SERIE 390, SERIE 390 T, SERIE 390T, SERIE 398, SERIE 399, SERIE 4255, SERIE 4270, SERIE 6170, SERIE 6180, SERIE 8120, SERIE 8140, SERIE 8150, SERIE 8160, SERIE 8240, SERIE 8250, SERIE 8260, SERIE 8270, SERIE 8280 **VALTRA** 305, 405 505 3.3, 6000, 605 3.3, 6400, 6600, 705 4.4, 805 4.4, 8100, 8400, 905



CODE	OEM	MOTOR TYPE	OEM Nº
A-006-12V	VALEO	9KW/FS10B	501401
MOTOR Nº		BRUSHES DIMENSIONS	
1195912, 1195921, 1195922, 1196228, 1196230, 18G36547CAF, 233000799R, 3610023171, 3610023061, 3610023071, 361003E100, 3S6511000BA, 7S5511000AA, 7S5511000AB, BU2TA, CN1511000B2, CN1511000CA, FS10B1, FS10B2, FS10B3, FS10B4, FS14B2, XS6U11000AC, XS6U11000AD		5,0 x 12,0 x 11,6	

APPLICATION

FORD COURIER, ECOSPORT, ESCORT, FIESTA, FOCUS, KA, NOVOKA **HYUNDAI** I30, SANTA FÉ 2.7, TUCSON 2.0L **NISSAN** LIVINA (1999-2010), MARCH 1.0 **RENAULT** CLIO 1.016V, CLIO 1.08V, KANGOO 1.0, LOGAN 1.016V, LOGAN 1.08V, SANDERO 1.016V, SANDERO 1.08V



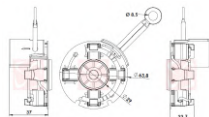
CODE	OEM	MOTOR TYPE	OEM Nº
A-010-12V	VALEO		691870, S5001205143, 3617022800, 3617022805, 361702B100, 361702B110
MOTOR Nº		BRUSHES DIMENSIONS	
1195239, 1204960, 1250303, 1250616, 361002B020, 361002B030, 36100-2B030, 361002B100, 361002B100B, 361002B110, 600718, S0001195239		5,0 x 10,6 x 12,5	

APPLICATION

HYUNDAI ACCENT 1.6, ELANTRA 1.6, HB20 1.6, I20 1.4, I30 1.4, I30 1.6, I40 1.6 GDI, IX20 1.6, IX35 1.6, VELOSTER 1.6 GDI **KIA** CARENS 1.6I, CEE D 1.4, RIO 1.4, RONDO, SOUL 1.6I, SPORTAGE 1.6 GDI, VENGA 1.4 CVVT, VENGA 1.6 CVVT

BRUSH-HOLDERS

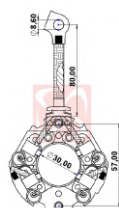
STARTER MOTORS



CODE	OEM	MOTOR TYPE	OEM Nº
A-024-12V	VALEO		
MOTOR Nº			BRUSHES DIMENSIONS
02M911021J, 02T911021E, 495104, 495107, TSC10R6, TSC10R7			5,0 x 15,0 x 13,0

APPLICATION

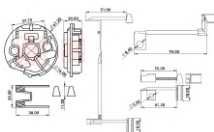
AUDI A3, A4 **VOLKSWAGEN** CROSS UP 1.6, CROSSFOX 1.6, FOX 1.0, FOX 1.6, GOL 1.6, GOLF 1.4, KOMBI 1.4, PARATI 1.0, PARATI 1.6, POLO 1.0, POLO 1.6, SAVEIRO 1.6, SPACECROSS 1.6, SPACEFOX 1.6, UP! 1.0, VOYAGE 1.0



CODE	OEM	MOTOR TYPE	OEM Nº
A-046-12V	VALEO		
MOTOR Nº			BRUSHES DIMENSIONS
1250300, 36100-23060			4,5 x 12,0 x 13,0

APPLICATION

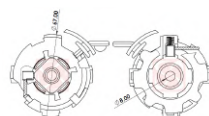
DIVERSAS KIA **HYUNDAI** I30, TUCSON 2.0



CODE	OEM	MOTOR TYPE	OEM Nº
A-138-12V	VALEO	D6RA/PMGR	133647,594070,9405828898
MOTOR Nº			BRUSHES DIMENSIONS
432590, 432593, 432598, 432622, 432633, 432638, 433311, 433320, 433321, 436060, 436090, 438127, 455551, 6011600, 726001, 726011, 726048, 7700100647, BD7E10, D6RA12, D6RA133, D6RA146, D6RA16, D6RA165, D6RA18, D6RA185, D6RA20, D6RA45, D6RA5, D6RA511, D6RA6, D6RA61, D6RA65, D6RA85			8,7 x 11,0 x 18,0

APPLICATION

CHERRY TIGGO 2.0 **CHEVROLET-GM** CORSA EFI 1.0, CORSA MPFI 1.0 **CITROËN** AX 1.3, BERLINGO 1.1i, BERLINGO 1.4i, BERLINGO 1.6i, C15 1.0, C15 1.1, C15 1.1i, C15 1.4, C15 1.4i, SAXO 1.0i, SAXO 1.1i, SAXO 1.4i, SAXO 1.6i, XANTIA 2.0i, XM 3.0i V6, XM 3.0i V6 24V, XSARA 1.4i, XSARA 1.6i, ZX 1.1i, ZX 1.4i, ZX 1.6i, ZX 1.8i, ZX 1.9i, ZX 2.0i **PEUGEOT** 106 1.0, 106 1.0i, 106 1.1, 106 1.1i, 106 1.3i, 106 1.4, 106 1.4i, 106 1.6i, 205 1.0, 205 1.0i, 205 1.1, 205 1.1i, 205 1.3, 205 1.4, 205 1.4i, 206 1.1i, 206 1.4i, 206 1.6i, 207 1.4, 207 1.6, 207 1.6 HDI 16V, 306 1.1i, 306 1.4, 306 1.4i, 306 1.6i, 306 2.0i, 309 1.1, 309 1.1i, 309 1.4, 309 1.4i, 405 1.4, 405 1.4i, 405 2.0i, 405 2.0i TURBO, 605 3.0i V6, 605 3.0i V6 24V, PARTNER 1.1i, PARTNER 1.4, PARTNER 1.4i **RENAULT** CLIO 1.2i, CLIO 1.4i, CLIO 1.6i, CLIO 1.8, CLIO 1.8i, ESPACE 2.0i



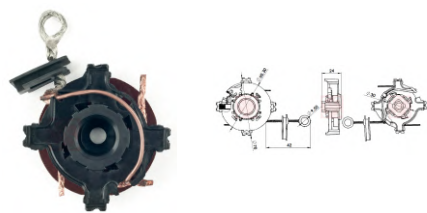
CODE	OEM	MOTOR TYPE	OEM Nº
A-163-12V	VALEO	D7G11/D7G/D7GS	190097
MOTOR Nº			BRUSHES DIMENSIONS
438151, 438166, 438170, 438184, 458166, 458185, 458210, 458231, 8200225336, 8200225338, D7G3, D7G4, D7GS9			7,0 x 13,0 x 10,8

APPLICATION

AUDI A4 1.8 T, A4 1.9 TDI, A4 2.4i V6, A4 2.5 TDI, A4 3.0i V6, A6 1.9 TDI **BMW** 118D 2.0, 318D 2.0, 320D 2.0, 520D 2.0, X3 2.0 D **CITROËN** BERLINGO 1.6 HDI, C1 1.4 HDI, C2 1.4 HDI, C3 1.4 HDI, C3 1.6 HDI, C3 PICASSO 1.6 HDI, C4 1.6 HDI, C4 GRAND PICASSO 1.6 HDI, C5 1.6 HDI, C5 2.2 HDI, DS3 1.4 HDI, DS4 1.6 HDI, DS5 1.6 HDI, NEMO 1.4 HDI, XSARA PICASSO 1.6 HDI **MINI** COOPER 1.6 D **NISSAN** INTERSTAR 2.5 DCI **OPEL** MOVANO 2.2 DTI, MOVANO 2.5 DTI, VIVARO 2.5 CDTI **PEUGEOT** 1007 1.4 HDI, 1007 1.6 HDI, 107 1.4 HDI, 206 1.4 HDI, 207 1.4 HDI, 207 1.6 HDI, 208 1.4 HDI, 208 1.6 HDI, 3008 1.6 HDI, 307 1.6 HDI 16V, 308 1.6 HDI, 407 1.6 HDI, 5008 1.6 HDI, 508 1.6 HDI, BIPPER 1.4 HDI, PARTNER 1.6 HDI **RENAULT** AVANTIME 2.2 DCI, ESPACE III 2.2 DCI, LAGUNA, MASTER II 2.2 DCI, MASTER II 2.5 DCI, TRAFIC II 2.5 DCI **VAUXHALL** MOVANO **VOLKSWAGEN** PASSAT V 1.9 TDI, PASSAT V 2.0 TDI, POLO VII 1.0i, POLO VII 1.6i

BRUSH-HOLDERS

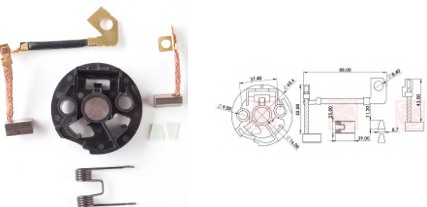
STARTER MOTORS



CODE	OEM	MOTOR TYPE	OEM Nº
A-171-12V	VALEO		187517,594351,594479,594290,A0011510914,7701047342,6S6511000AA
MOTOR Nº			BRUSHES DIMENSIONS
433276, 438027, 438054, 438081, 438110, 438126, 438128, 438129, 438144, 438147, 438163, 438185, 455747, 455876, 455950, 455974, 458162, 458165, 458179, 726024, BD7E17, BD7E44, D7E10, D7E11, D7E15, D7E18, D7E19, D7E20, D7E22, D7E23, D7E27, D7E28, D7E38, D7E39, D7E4, D7E43, D7E45, D7E47, D7E48, D7E52, D7E6, D7E70, D7E8, D7ED28, D7ED281, TS10E3, TS10E4, TS10E5			6,5 x 8,0 x 11,0

APPLICATION


CHEVROLET - GM ASTRA 1.8 OHC, CELTA 1.0, CELTA 1.4, CORSA 1.0 EFI OHC, CORSA 1.0 MPFI OHC, CORSA 1.0 MPFI VHC, CORSA 1.4 EFI OHC, CORSA 1.4 MPFI OHC, CORSA 1.6 EFI OHC, CORSA 1.6 MPFI OHC, CORSA 1.8 EFI OHC, CORSA 1.8 FLEXPOWER, CORSA 1.8 MPFI OHC, MERIVA 1.8 OHC **FIAT** PALIO 1.8 OHC, STILO 1.8 OHC **FORD** COURIER 1.0L, COURIER 1.6L, ECOSPORT 1.0 L COM MOTOR SUPERCHARGER, ECOSPORT 1.6L, ESCORT 1.6L, ESCORT 1.6L KA 1.0L, FIESTA 1.0L, KA1.6L, NOVO FIESTA 1.0 L COM MOTOR SUPERCHARGER **MERCEDES-BENZ** CLASSE A 140 1.4I, CLASSE A 150 1.5I, CLASSE A 160 1.6I, CLASSE A 170 1.7I, CLASSE A 200 2.0I, CLASSE B 150 1.5I, CLASSE B 170 1.7I, CLASSE B 170 2.0I, CLASSE B 180 2.0I, CLASSE B 200 2.0I **PEUGEOT** CARROS 206 1.6 16V **RENAULT** CLIO 1.4I 16V, CLIO 1.6 16V, KANGOO 1.6, KANGOO 1.6 16V, LAGUNA 1.6I 16V, LOGAN 1.4 MPI, LOGAN 1.6 MPI, MÉGANE 1.4I 16V, MÉGANE 1.6, MÉGANE 1.6 16V, R11 1.6, R12 1.6, R19 1.6, R19 1.8, R9 1.6, R9 1.7, SANDERO 1.4 MPI, SCÉNIC 1.4I 16V, SCENIC 1.6, SCÉNIC 1.6 16V, THALIA 1.4I 16V, THALIA 1.6I 16V



CODE	OEM	MOTOR TYPE	OEM Nº
A-172-12V	VALEO	D6RA	181961,594072,594367,124461600,9405828888,582888
MOTOR Nº			BRUSHES DIMENSIONS
432623, 433311, 436062, 726000, 726011, D6RA10, D6RA572, D6RA8			9,0 x 11,0 x 14,0

APPLICATION


CITROËN AX 1.0, AX 1.0I, AX 1.1, AX 1.1I, AX 1.3, AX 1.4, AX 1.4I, BERLINGO 1.1I, BERLINGO 1.4, BERLINGO 1.4I, BERLINGO 1.4I GNV, BERLINGO 1.6 HDI 16V, BERLINGO 1.6I 16V, C15 1.0, C15 1.1, C15 1.1I, C15 1.4, C15 1.4I, C2 1.1I, C2 1.4I, C2 1.4I 16V, C2 1.6I 16V, C3 1.1I, C3 1.4I, C3 1.4I 16V, C3 1.4I GNV, C3 1.6I 16V, C4 1.4I 16V, C4 1.6I 16V, C4 1.6I BIOFLEX 16V, NEMO 1.4I, SAXO 1.0I, SAXO 1.1I, SAXO 1.4I, SAXO 1.6I, SAXO 1.6I 16V, XSARA 1.4I, XSARA 1.6I, XSARA 1.6I 16V, XSARA PICASSO 1.6I, XSARA PICASSO 1.6I 16V, ZX 1.1, ZX 1.1I, ZX 1.4, ZX 1.4I **DIVERSAS** DAEWOO, DEUTZ, LOMBARDINI, MERCEDES-BENZ, OPEL, SATURN, TORO, VOLVO PENTA **FIAT** FIORINO 1.4I **JEEP** GRAND CHEROKEE 4.7L, GRAND CHEROKEE 5.2L **PEUGEOT** 1007 1.4I, 1007 1.4I 16V, 1007 1.6I 16V, 106 1.0, 106 1.0I, 106 1.1, 106 1.1I, 106 1.3I, 106 1.4, 106 1.4I, 106 1.6I, 205 1.0, 205 1.0I, 205 1.1, 205 1.1I, 205 1.3, 205 1.4, 205 1.4I, 206 1.1I, 206 1.4I, 206 1.4I 16V, 206 1.6I, 206 1.6I 16V, 207 1.4 E, 207 1.4 E 16V, 207 1.4 VTI 16V, 207 1.6 E 16V, 207 1.6 VTI 16V, 306 1.1I, 306 1.4, 306 1.4I, 306 1.6I, 307 1.4I, 307 1.4I 16V, 307 1.6I, 307 1.6I 16V, 309 1.1, 309 1.1I, 309 1.4, 309 1.4I, 405 1.4, 405 1.4I, BIPPER 1.4I, PARTNER 1.1I, PARTNER 1.4, PARTNER 1.4 GNV, PARTNER 1.4I, PARTNER 1.6I 16V **VAUXHALL** ASTRA 2.0 D, CORSA 1.0 ANO 1997 ATÉ 2000, CORSA 1.2 ANO 1997 ATÉ 2000, VECTRA 2.0 D **VOLKSWAGEN** IBIZA **VOLVO** 240, 740, 760



CODE	OEM	MOTOR TYPE	OEM Nº
A-173-12V	VALEO	D7E	494818,555645,555550
MOTOR Nº			BRUSHES DIMENSIONS
438180, 864608G, D7E33, D7E34, D7E34D7E35, D7E36, D7E37, USC867838			6,5 x 8,0 x 11,0

APPLICATION

FORD COURIER 1.0 COM MOTOR ZETEC ROCAM, COURIER 1.6 COM MOTOR ZETEC ROCAM, ECOSPORT 1.0 COM MOTOR ZETEC ROCAM, ECOSPORT 1.0 SUPERCHARGER COM MOTOR ZETEC ROCAM, ECOSPORT 1.6 COM MOTOR ZETEC ROCAM, ESCORT 1.6 COM MOTOR ZETEC ROCAM, FIESTA 1.0 COM MOTOR ZETEC ROCAM, FIESTA 1.0 SUPERCHARGER COM MOTOR ZETEC ROCAM, FIESTA 1.6 COM MOTOR ZETEC ROCAM, KA 1.0 COM MOTOR ZETEC ROCAM, KA 1.6 COM MOTOR ZETEC ROCAM **RENAULT** CLIO



CODE	OEM	MOTOR TYPE	OEM Nº
A-186-12V	VALEO	D7R	A0001519755,7701204930,594115,594354,594432,5820A4
MOTOR Nº			BRUSHES DIMENSIONS
0041518901, 004151890180, 0041519201, 004151920180, 0041519701, 004151970180, 0051511301, 005151130180, 005151130187, 1250128, 2H0911023F, 2H0911023A, 30620657, 3610042350, 361004A010, 432630, 432637, 432644, 432666, 432672, 433323, 436051, 438011, 438053, 438065, 438068, 438078, 438085, 438088, 438090, 438096, 438148, 438157, 438158, 438199, 455550, 455674, 455687, 455695, 455720, 455734, 455745, 455873, 455895, 455928, 455943, 455948, 455954, 455957, 455959, 455972, 458118, 458171, 458366, 55564374, 726004, 726006, 726008, 726014, 726031, 726033, 726045, 726052, D7524, D7R1, D7R11, D7R12, D7R13, D7R14, D7R15, D7R15I, D7R16, D7R17, D7R18, D7R19, D7R2, D7R20, D7R22, D7R23, D7R24, D7R25, D7R26, D7R27, D7R28, D7R281, D7R3,			7,0 x 14,0 x 14,0


BRUSH-HOLDERS

STARTER MOTORS

D7R33, D7R34, D7R35, D7R36, D7R37, D7R4, D7R40, D7R41, D7R42, D7R43, D7R44, D7R46, D7R47, D7R48, D7R49, D7R5, D7R51, D7R53, D7R57, D7R64, D7R65, D7R7, D7R70, D7R8, D7RS1, D7RS129, D7RS130, D7RS131, D7RS150, D7RS29, D7RS30, D7RS31, D7RS50 D7RS7, D7RSA10, D7RSA11, D7RSA2, D7RSA4, D7RSA5 D7RSA7, D7RSA8, DSL3610042350, DSL42350, DSL6651510101, TM000A34001, TM000A34101, TM000A36101, TS22E20, TS22E8, TS22ER12, TS22ER13

APPLICATION


OBSERVAÇÕES Sentido de rotação: Horário **CITROËN** AX 1.4 D, AX 1.5 D, BERLINGO 1.4i, BERLINGO 1.6i 16V, C15 1.1, C15 1.3, EVASION 1.8i, EVASION 2.0i, EVASION 2.0i TURBO, SAXO 1.5 D, XANTIA 3.0i V6 24V, XM 3.0i V6 24V, XSARA 1.5 D **FIAT** BRAVA 1.9 D, BRAVO 1.9 D, DUCATO, DUNA 1.7 D, ELBA 1.7 D, FIORINO 1.7 D, FIORINO 1.7 TDS, PALIO 1.7 D, PALIO WEEKEND 1.7 TD, PUNTO 1.7 D, PUNTO 1.7 TD, REGATA 1.7 D, RITMO 1.7 D, SIENA 1.7 D, SIENA 1.7 TD, STRADA 1.7 TDS, TEMPRA 1.9 D, TIPO 1.7 D, UNO 1.4 TD, UNO 1.7 D, UNO MILLE 1.7 D **FORD** FIESTA IV 1.8 TDI, FOCUS 1.8 TDI, TRANSIT 2.5 D, TRANSIT 2.5 TD **GM** NOVA S10 **HYUNDAI** H100, HR **KIA** BONGO **MERCEDES-BENZ** 190 2.0 D, 190 2.5 D, 190 2.5 TD, CAMINHÕES SPRINTER 208 CDI, CAMINHÕES SPRINTER 208 D, CAMINHÕES SPRINTER 209 CDI, CAMINHÕES SPRINTER 210 D, CAMINHÕES SPRINTER 211 CDICAMINHÕES SPRINTER 213 CDI, CAMINHÕES SPRINTER 215 CDI, CAMINHÕES SPRINTER 216 CDI, CAMINHÕES SPRINTER 308 CDI, CAMINHÕES SPRINTER 308 D, CAMINHÕES SPRINTER 309 CDI, CAMINHÕES SPRINTER 310 D, CAMINHÕES SPRINTER 311 CDI, CAMINHÕES SPRINTER 312 D, CAMINHÕES SPRINTER 313 CDI, CAMINHÕES SPRINTER 315 CDI, CAMINHÕES SPRINTER 316 CDI, CAMINHÕES SPRINTER 408 D, CAMINHÕES SPRINTER 410 D, CAMINHÕES SPRINTER 411 CDI, CAMINHÕES SPRINTER 412 D, CAMINHÕES SPRINTER 416 CDI, CAMINHÕES SPRINTER 509 CDI, CAMINHÕES SPRINTER 511 CDI, CAMINHÕES SPRINTER 515 CDI, CAMINHÕES SPRINTER 616 CDI, CLASSE C 200 2.0 D, CLASSE C 200 2.1 CDI, CLASSE C 200 2.2 CDI, CLASSE C 220 2.1 CDI, CLASSE C 220 2.2 CDI, CLASSE C 240 2.4i, CLASSE C 240 2.4i V6, CLASSE C 240 2.6i V6, CLASSE C 250 2.5 D, CLASSE C 250 2.5 TD, CLASSE C 270 2.7 CDI, CLASSE C 280 2.8i, CLASSE CL 600 5.8i, CLASSE CLC 200 2.1 CDI, CLASSE CLC 220 2.1 CDI, CLASSE CLK 220 2.2 CDI, CLASSE CLK 240 2.6i V6, CLASSE CLK 270 2.7 CDI, CLASSE CLK 320 3.2i, CLASSE CLK 320 3.2i V6 18V, CLASSE CLK 430 4.3i, CLASSE CLK 500 5.0i V8 24V, CLASSE E 200 2.0 D, CLASSE E 200 2.1 CDI, CLASSE E 220 2.1 CDI, CLASSE E 220 2.2 CDI, CLASSE E 220 2.2 D, CLASSE E 250 2.5 D, CLASSE E 250 2.5 TD, CLASSE E 270 2.7 CDI, CLASSE E 280 2.8i, CLASSE E 280 3.2 CDI, CLASSE E 290 2.9 TD, CLASSE E 300 3.0 D, CLASSE E 300 3.0 TD, CLASSE E 300 3.0i, CLASSE E 300 3.0i 4MATIC, CLASSE E 320 3.2 CDI, CLASSE G 270 2.7 CDI, CLASSE G 300 3.0 TD, CLASSE ML 320 3.2i, CLASSE ML 430 4.3i, CLASSE ML 500 5.0i V8, CLASSE S 280 2.8i, CLASSE S 300 3.0 TD, CLASSE S 320 3.2 CDI, CLASSE S 320 3.2i, CLASSE S 350 3.5 TD, CLASSE S 600 5.8i, CLASSE SL 350 3.7i V6 18V, CLASSE SL 600 5.5i V12 36V, CLASSE SLK 320 3.2i, CLASSE V 200 2.2 CDI, CLASSE V 220 2.2 CDI, CLASSE V 230 2.3 TD, CLASSE W124 200 2.0 D, CLASSE W124 250 2.5 D, CLASSE W124 250 2.5 TD, CLASSE W124 300 3.0 D, CLASSE W124 300 3.0 TD, CLASSE W126 260 2.6i, CLASSE W126 300 3.0i, CLASSE W140 300 3.5 TD, VIANO 2.0 CDI, VIANO 2.0 CDI 4MATIC, VIANO 2.2 CDIVIANO 2.2 CDI 4MATIC, VIANO 3.7i, VITO 108 2.2 CDI, VITO 110 2.2 CDI, VITO 112 2.2 CDI, VITO 2.3 D, VITO 2.3 TD, VITO 3.7i V6 24V **MINI** KATANA, L200 **NISSAN** INTERSTAR 1.9 DCI, PRIMASTAR 1.9 DCI, PRIMASTAR 2.5 DCI **OPEL** MOVANO 1.9 DTI, MOVANO 2.2 DTI 16V, MOVANO 2.5 DTI 16V, MOVANO 2.5 CDTI 16V, MOVANO 2.5 DTI 16V, VIVARO 1.9 DI, VIVARO 2.9 DTI**PEUGEOT** 106 1.5 D, 406 3.0i V6 24V, 605 3.0i V6 24V **RENAULT** AVANTIME 2.2 DCI 16V, CLIO 1.9 D, CLIO 1.9 DTI, CLIO 3.0i V6 24V, ESPACE 1.9 DTI, ESPACE 2.0i TURBO 16V, ESPACE 2.2 DT, ESPACE 3.0i V6, EXPRESS 1.6 D, EXPRESS 1.9 D, EXTRA 1.6 D, EXTRA 1.9 D, KANGOO 1.9 D, KANGOO 1.9 DTI, LAGUNA 1.9 DTI, LAGUNA 2.2 DT, LAGUNA 3.0i V6, MASTER 1.9 DCI, MASTER 1.9 DTI, MÉGANE 1.4i, MÉGANE 1.9 DT, MÉGANE 1.9 DTI, R11 1.6 D, R19 1.7, R19 1.7i, R19 1.8i 16V, R19 1.9 D, R19 1.9 DT, R21 1.7, R21 1.7i, R21 1.9 D, R21 1.9 DT, R21 2.0, R9 1.6 D, SAFRANA 2.2 TD, SAFRANE 3.0i, SCÉNIC 1.9 DCI, SCÉNIC 1.9 DTI, SCÉNIC 2.0i 16V, SUPER 5 1.6 D, SUPER 5 1.7, TRAFIC 2.5 DCI 16V **SEAT** IBIZA 1.7 D, MÁLAGA 1.7 D, RONDA 1.7 D **SSANGYONG** MUSSO 2.3 D **VAUXHALL** MOVANO 1.9 DTI, MOVANO 2.2 DTI 16V, MOVANO 2.5 CDTI 16V, MOVANO 2.5 DTI 16V **VOLKSWAGEN** AMAROK 2.0 TDI **VOLVO** 340 1.6 D, 360 1.6 D, 440 1.9 TD, 460 1.9 TD, S40 1.9 TD, S40 1.9 TDCI, S40 1.9 TDI, V40 1.9 TD



CODE	OEM	MOTOR TYPE	OEM Nº
A-203-12V	VALEO	D7ES	594381,555649
MOTOR Nº			BRUSHES DIMENSIONS
438138, 438179, 458160, D7E56, D7ES1, D7ES2, D7ES4, D7ES5, D7ES6, D7ES7, TS10E26			6,5 x 8,0 x 11,0

APPLICATION

AUDI S3 1.8i TURBO 20 QUATTRO **RENAULT** SANDERO **SEAT** IBIZA 1.6i, IBIZA 1.8i, IBIZA 2.0i, LEON 1.4i 16V, LEON 1.8i 20V **SKODA** OCTAVIA 1.4i 16V, OCTAVIA 1.6i, OCTAVIA 1.8i TURBO 20V **VOLKSWAGEN** BEETLE 1.6i, BEETLE 1.8i TURBO 20V, CROSSFOX, FOX 1.0 16V, FOX 1.6 16V, GOLF IV 1.6i, PÓLO 1.0 16V, POLO 1.6 16V, POLO SEDAN 1.0 16V, POLO SEDAN 1.6 16V



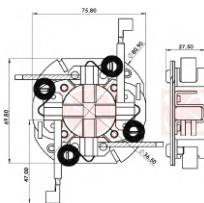
CODE	OEM	MOTOR TYPE	OEM Nº
A-204-12V	VALEO	D7E/TS8E	594290,594250
MOTOR Nº			BRUSHES DIMENSIONS
432685, 438093, 438135, 438136, 438137, 438156, 438182 455722, 455962, 455984, 458159, 458170, 726003, 726053 D7E1, D7E16, D7E24, D7E29, D7E30, D7E31, D7E32, D7E33, D7E34, D7E35, D7E36, D7E37, D7E39, D7E40, D7E41, D7E42, TS8E2, TS8E3, TS8E4, TS8E5, TS8E6;			6,5 x 8,0 x 11,0

APPLICATION

CITROËN BERLINGO 1.1i, BERLINGO 1.4i, BERLINGO 1.6i, C2 1.1i, C2 1.4i, C2 1.6i, C3 1.1i, C3 1.4i, C3 1.6i, C4 1.6i, SAXO 1.0i, SAXO 1.1i, SAXO 1.4i, SAXO 1.6i, XSARA 1.4i, XSARA 1.6i **FIAT** GRAND PUNTO 1.2i 8V, IDEA 1.2i 16V, PALIO 1.8, STILO 1.2i 16V, STILO 1.8 **FORD** NOVO FIESTA 1.0L, NOVO FIESTA 1.0L SUPERCHARGER, NOVO FIESTA 1.6L **GM** ASTRA 1.8, CELTA 1.0, CELTA 1.4, CORSA 1.0, CORSA 1.4, CORSA 1.6, MERIVA 1.8 **MERCEDES-BENZ** CLASSE A 140 1.4i, CLASSE A 150 1.5i, CLASSE A 160 1.6i, CLASSE A 170 1.7i, CLASSE A 200 2.0i, CLASSE B 150 1.5i, CLASSE B 170 1.7i, CLASSE B 180 2.0i, CLASSE B 200 2.0i **NISSAN** ALMERA 1.5i, ALMERA 1.8i, MICRA 1.0i, MICRA 1.2i, MICRA 1.4i, PRIMERA 1.6i, PRIMERA 1.8i **PEUGEOT** 106 1.0i, 106 1.1i, 106 1.1i, 106 1.4 106 1.4i, 106 1.6, 106 1.6i, 106 1.6i, 206 1.1i, 206 1.1i, 206 1.4, 206 1.4i, 206 1.6, 206 1.6i, 306 1.1i, 306 1.4, 306 1.4i, 306 1.6i, 307 1.4i, 307 1.6i, PARTNER 1.1i, PARTNER 1.4, PARTNER 1.4i, PARTNER 1.6i **RENAULT** CLIO 1.0i, CLIO 1.2i, CLIO 1.4i, CLIO 1.6i, FLUENCE 1.6i, KANGOO 1.2i, KANGOO 1.6, LAGUNA 1.6i 16V, LOGAN 1.2 16V, LOGAN 1.4 MPI, LOGAN 1.6 MPI, LOGAN 1.6i, MÉGANE 1.4i, MÉGANE 1.6i, MODUS 1.2i, MODUS 1.5 DCI, R11 1.6, R12 1.6, R19 1.6, R9 1.6, R9 1.7, SANDERO 1.4 MPI, SCÉNIC 1.4i 16V, SCÉNIC 1.6, SCÉNIC 1.6i 16V, THALIA 1.2i 16V, THALIA 1.4i 16V, THALIA 1.6i 16V, TWINGO 1.2i

BRUSH-HOLDERS

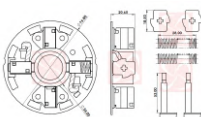
STARTER MOTORS



CODE	OEM	MOTOR TYPE	OEM Nº
A-207-12V	VALEO	OSGR3,1Kw/D9R/ D9RP	182318
MOTOR Nº			BRUSHES DIMENSIONS
184202, 432534, 432535, 432537, 432538, 432574, 432629 432639, 433215, 433229, 433305, 433306, 433310, 433327 433332, 436052, 436068, 438069, 455537, 455552, 726005 726028, D9R112, D9R116, D9R118, D9R121, D9R122, D9R142, D9R144, D9R73, D9R84, D9R89, D9R90, D9R91, D9R97, D9R99, D9RP256			9,0 x 18,0 x 22,0

APPLICATION

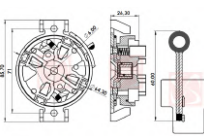
CITROËN BX 1.6, BX 1.6i, BX 1.7 D, BX 1.7 TD, BX 1.9 D, BX 1.9i, C15 1.7 D, C15 1.9 D, C25 1.9 D, C25 2.5 D, C35 2.5 D, C35 2.5 D, VISA 1.6i, VISA 1.8 D, XANTIA 1.8i 16V, XANTIA 1.9 D, XANTIA 2.0i TURBO, XANTIA 2.1 TD, XM 2.1 D, XM 2.1 TD TURBO, ZX 1.4i, ZX 1.6i, ZX 1.8 D, ZX 1.8i, ZX 1.9 D, ZX 1.9 TD, ZX 1.9i **DIVERSAS** CAMINHÃO SÉRIE 21-42 **LAND ROVER** DEFENDER 2.5 D, DEFENDER 2.5 TDI, DISCOVERY 2.5 TDI **PEUGEOT** 205 1.6, 205 1.6i, 205 1.7 D, 205 1.7 TD, 205 1.9 D, 205 1.9i, 305 1.6, 305 1.7 D, 305 1.9 D, 305 1.9i, 309 1.6, 309 1.6i, 309 1.7 D, 309 1.9 D, 405 1.6, 405 1.6i, 405 1.7 D, 405 1.7 TD, 405 1.9 D, 405 1.9i **RENAULT** ESPACE 2.1 DT, ESPACE 2.1 DTV, ESPACE 2.1 TD, FUEGO 2.1 TD, MASTER 2.1 D, R18 2.1 D, R18 2.1 TD, R21 2.1 D, R21 2.1 TD, R25 2.1 D, R25 2.1 TD, R30 2.1 TD TURBO, SAFRANE 2.1 DT, TRAFIC 2.1 D **SUZUKI** SAMURAI 1.9 D, SAMURAI 1.9 TD, VITARA 1.9 D, VITARA 1.9 TD **TALBOT** HORIZON 1.1, HORIZON 1.3, HORIZON 1.7 D, HORIZON 1.9 D **VOLVO** AD31 AD30A, AD31A, AOD40A, AQAD 41, AQAD DP, AQAD SP, AQAD31A, AQAD40A, AQB41, AQD41, AQDDP, AQDSP, D40, DTD40, KAD 42, KAD300A, KAD43P, KAD43PA, KAD44P, KAMD300, MARINES COM MOTOR DIESEL, MD 30, MD MS2, MD5C, MDTAMD30, MDTMD 30, PENTA EMBARCAÇÕES COM MOTOR DIESEL, TAMM 61B, TAMM31, TAMM41B, TDM 40, TDM41



CODE	OEM	MOTOR TYPE	OEM Nº
A-229-12V	VALEO	D7R	594394
MOTOR Nº			BRUSHES DIMENSIONS
001109250, 0031512901, 0031519801, 0041518901, 0041519201, 0041519701, 0051511301, 0051516601, 020911023R, 02A911024B, 02A911024G, 02M911023C, 0986017260, 432644, 438075, 438076, 438077, 438152, 438205, 438206, 455548, 455672, 455720, 455727, 455927 455930, 455939, 458041, 458167, 5151130180, 5151130187 550.509.102, 726018, 726019, 726026, 726029, 726034, A0031512901, A0031513501, A0031519801, A0041514401 A0041515601, D7R1, D7R11, D7R19, D7R2, D7R28, D7R3 D7R34, D7R35, D7R4, D7R43, D7R44, D7R46, D7R47, D7R48, D7R5, D7R6, D7R7, D7RS129, D7RS130, D7RS131 D7RS150, D7RS29, D7RS291, D7RS30, D7RS301, D7RS31 D7RS50, D9R149, GXE4850, ND162			7,0 x 14,0 x 14,0

APPLICATION

OBSERVAÇÕES Sentido de rotação: Anti-horário **AUDI** A2 1.4 TDI, A3 1.6i, A3 1.8i 20V, A3 1.9 TDI, A3 1.9 TDI QUATTRO, S3 1.8i TURBO 20V QUATTRO, TT 3.2i V6 QUATTRO **FORD** GALAXY COM MOTOR 1.9 TDCI, GALAXY COM MOTOR 1.9 TDI, GALAXY COM MOTOR 2.3i 16V, GALAXY COM MOTOR 2.8i V6, GALAXY COM MOTOR 2.8i VR6 **MERCEDES-BENZ** CLASSE C, CLASSE CLK, CLASSE E, CLASSE G, CLASSE S, CLASSE V, SPRINTER, UNIMOG, VARIO, VIANO, VITO **SEAT** ALHAMBRA COM MOTOR 1.9 TDI, AROSA COM MOTOR 1.4 TDI, CORDOBA COM MOTOR 1.9 D, CORDOBA COM MOTOR 1.9 SDI, CORDOBA COM MOTOR 1.9 TD, CORDOBA COM MOTOR 1.9 TDI, IBIZA COM MOTOR 1.9 D, IBIZA COM MOTOR 1.9 SDI, IBIZA COM MOTOR 1.9 TD, INCA COM MOTOR 1.7 SDI, INCA COM MOTOR 1.9 D, INCA COM MOTOR 1.9 SDI, LEON COM MOTOR 1.9 SDI, LEON COM MOTOR 1.9 TDI, TOLEDO COM MOTOR 1.9 D, TOLEDO COM MOTOR 1.9 SDI, TOLEDO COM MOTOR 1.9 TD, TOLEDO COM MOTOR 1.9 TDI, TOLEDO COM MOTOR 2.3i VR5 20V **SKODA** FABIA COM MOTOR 1.4 TDI, FABIA COM MOTOR 1.9 SDI, FABIA COM MOTOR 1.9 TDI, OCTAVIA COM MOTOR 1.9 D, OCTAVIA COM MOTOR 1.9 SDI, OCTAVIA COM MOTOR 1.9 TDI, OCTAVIA COM MOTOR 1.9 TDI 4X4 **VOLKSWAGEN** BEETLE COM MOTOR 1.9 TDI, BORA COM MOTOR 1.9 SDI, BORA COM MOTOR 1.9 TDI, BORA COM MOTOR 1.9 TDI 4MOTION, BORA COM MOTOR 2.3i V5 20V, BORA COM MOTOR 2.3i V5 20V 4MOTION, GOLF COM MOTOR 1.5 D, GOLF COM MOTOR 1.6 D, GOLF COM MOTOR 1.6 TD, GOLF II COM MOTOR 1.6 D, GOLF II COM MOTOR 1.6 TD, GOLF II COM MOTOR 1.9 TDI, GOLF III COM MOTOR 1.9 D, GOLF III COM MOTOR 1.9 TD, GOLF III COM MOTOR 1.9 TDI, GOLF III COM MOTOR 1.9 TD, GOLF III COM MOTOR 2.8 VR6, GOLF III COM MOTOR 2.9i VR6, GOLF IV COM MOTOR 1.9 SDI, GOLF IV COM MOTOR 1.9 TDI, GOLF IV COM MOTOR 1.9 TDI 4MOTION, GOLF IV COM MOTOR 2.3i VR5 20V, GOLF IV COM MOTOR 2.3i VR5 20V 4MOTION, GOLF V COM MOTOR 1.9 TDI, JETTA COM MOTOR 1.5, JETTA COM MOTOR 1.6 D, JETTA COM MOTOR 1.6 TD, JETTA COM MOTOR 1.7, JETTA II COM MOTOR 1.6 D, JETTA II COM MOTOR 1.6 TD, PASSAT III COM MOTOR 1.9 D, PASSAT III COM MOTOR 1.9 TD, PASSAT III COM MOTOR 2.8i V6, PASSAT III COM MOTOR 2.8i VR6, PASSAT IV COM MOTOR 1.9 TD, PASSAT IV COM MOTOR 1.9 TDI, PASSAT IV COM MOTOR 2.8i VR6, PASSAT IV COM MOTOR 2.9i VR6, PASSAT V COM MOTOR 1.9 TDI, PASSAT V COM MOTOR 1.9 TDI 4MOTION, PASSAT V COM MOTOR 2.3i VR5 20V, PASSAT V COM MOTOR 2.3i VR5 20V 4MOTION, POLO V COM MOTOR 1.9 SDI, POLO V COM MOTOR 1.9 TDI, POLO VI COM MOTOR 1.9 SDI, POLO VI COM MOTOR 1.9 TDI, POLO VII COM MOTOR 1.9 TDI, TRANSPORTER COM MOTOR 2.4 D, TRANSPORTER COM MOTOR 2.5 TDI, TRANSPORTER COM MOTOR 2.5i, TRANSPORTER COM MOTOR 2.8i V6 24V, TRANSPORTER COM MOTOR 2.8i VR6



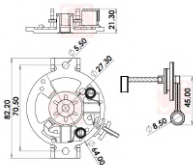
CODE	OEM	MOTOR TYPE	OEM Nº
A-232-12V	VALEO	D6RA100,DGRA37 D6RA57,D6RA571 D6RA572,D7E16, D7E3,D7E5,D7E51 D7E16,D7E23,D7E5	195253,594774,93190561
MOTOR Nº			BRUSHES DIMENSIONS
432623, 436062, 438079, 438093, 438129, 438211, 455748 455949, 458375, 9618725080, 9648644680, AC713850M, D6G1, D6G3, D6G32, D6G321, D6G33, D6G5, D6RA100, D6RA57, D6RA571, D6RA572, DGRA37, TS12-77, TS12E10 TS12E9/B, TS12E901, TS12E902			6,5 x 10,0 x 15,0

APPLICATION

CITROËN BERLINGO 1.1i, BERLINGO 1.4i, BERLINGO 1.6i, C3 1.6, C4 1.5 2005 EM DIANTE, C4 XSARA PICASSO 1.6 16V 2007 EM DIANTE **PEUGEOT** 206 1.4, 206 1.6 16V 2000 EM DIANTE, 307 1.4, 307 1.6, PARTNER 1.1i, PARTNER 1.4i, PARTNER 1.6i, RANCH 1.4i **RENAULT** CLIO 1.6 16V 2000 EM DIANTE, KANGOO 1.6 16V (K4M 2000 MOTOR)

BRUSH-HOLDERS

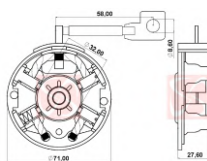
STARTER MOTORS



CODE	OEM	MOTOR TYPE	OEM Nº
A-287-12V	VALEO		501703
MOTOR Nº			BRUSHES DIMENSIONS
9807775680, TSC10-10, TSC10-B1			6,0 x 12,0 x 13,0

APPLICATION

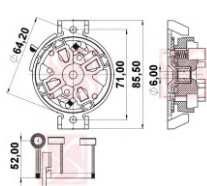
CITROËN BERLINGO 1.4L, BERLINGO 1.6L, C3 1.4L, C3 1.6L, C4 1.6 **FORD** KA 1.0 **PEUGEOT** 206 1.4L, 206 1.6L, 207 1.4L, 207 1.6L



CODE	OEM	MOTOR TYPE	OEM Nº
A-297-12V	VALEO		
MOTOR Nº			BRUSHES DIMENSIONS
1202355, 361004A200, 8000455, 8000534			4,5 x 20,0 x 15,0

APPLICATION

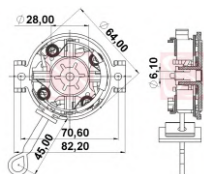
HYUNDAI GRAND STAREX 2.5 CRDI, GRAND STAREX H-1 2.5 CRDI, HR100, PORTER 2.5 CRDI **KIA** BONGO K2500 2.5 TCI



CODE	OEM	MOTOR TYPE	OEM Nº
A-303-12V	VALEO	D6G/D6GS/TS12ER	594674
MOTOR Nº			BRUSHES DIMENSIONS
02M911023M, 02T911023S, 02T911023T, 02Z911023G, 0AM911023B, 0AM911023T, 438171, 438172, 438173, 438174, 438177, 438219, 438262, 458213, 458214, 458215, 458216, 458225, 458372, 458422, D6G2, D6GS11, D6GS11M, D6GS12, D6GS12M, D6GS13, D6GS13M, D6GS14, D6GS14M, D6GS19, D6GS36, TS12ER20, TS12ER22M			6,5 x 10,0 x 15,0

APPLICATION

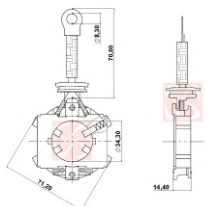
AUDI A1 1.2 TFSI, A3 1.6, A3 1.6 FSI, A3 1.6 FSI SPORTBACK, A3 1.6 SPORTBACK, A3 2.0 FSI, A3 2.0 FSI SPORTBACK **CHEVROLET - GM** SAIL **CITROËN** C3 **SEAT** ALTEA 1.6, ALTEA 2.0, LEON 1.6, LEON 1.8, LEON 2.0, TOLEDO 2.0 **SKODA** OCTAVIA 1.6, OCTAVIA 2.0 **VOLKSWAGEN** GOLF, JETTA 1.6, JETTA 2.0, PASSAT 1.6, PASSAT 2.0, POLO 1.6, TIGUAN 1.4, TIGUAN 2.0, TOURAN 1.6, TOURAN 2.0



CODE	OEM	MOTOR TYPE	OEM Nº
A-304-12V	VALEO	TSL12	501706
MOTOR Nº			BRUSHES DIMENSIONS
233008710R, 495111, TSL1210			5,0 x 12,0 x 13,5

APPLICATION

FORD KA, KA + / 3 CILINDROS **MERCEDES BENZ** VITO **RENAULT** DUSTER 2.0 2011 EM DIANTE, MASTER 2, OROCH 2.0, SANDERO 2.0



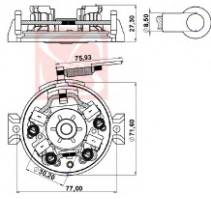
CODE	OEM	MOTOR TYPE	OEM Nº
A-322-12V	VALEO		CARGO:235390KRAUF:SHM5390,SHM8390,SHM9390
MOTOR Nº			BRUSHES DIMENSIONS
3610022805, 600084, TM000A27301, TM000A27601, TM000A31001, TM000A37001, TM000A37201			5,0 x 10,8 x 12,5

APPLICATION

HYUNDAI ACCENT, ATOS, AVANTE, CLICK, COUPE, ELANTRA, GETZ, I10, LANTRA, LAVITA, MATRIX, SANTRO, SONATA, VERNA, XD **KIA** CARSTAR, CERATO, JOICE, MORNING, PICANTO, RIO, VISTO

BRUSH-HOLDERS

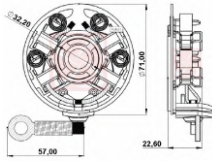
STARTER MOTORS



CODE	OEM	MOTOR TYPE	OEM N°
A-326-12V	VALEO		
MOTOR N°			BRUSHES DIMENSIONS
1206997, 24585283			4,5 x 18,5 x 13,0

APPLICATION

CHEVROLET - GM S10 DIESEL 2.8, TRAILBLAZER 2.8



CODE	OEM	MOTOR TYPE	OEM N°
A-350-12V	VALEO		
MOTOR N°			BRUSHES DIMENSIONS
JL3T-11000-CB, JL3Z-11002-B, JL3Z-11002-D, JL3Z-11002-E SA-1085			7,8 x 24,8 x 21,0

APPLICATION

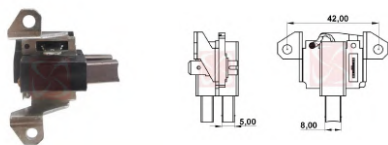
FORD F 150, KING RANCH, PLATINUM, RAPTOR, SSV, XL, XLT

BRUSH-HOLDERS

ALTERNATORS

BRUSH-HOLDERS

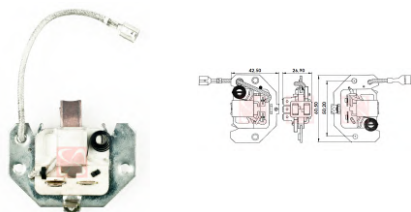
ALTERNATORS



CODE	OEM	MOTOR TYPE	OEM Nº
B-002-12V	BOSCH - WAPSA PRESTOLITE - LUCAS INDIEL		133179
MOTOR Nº			BRUSHES DIMENSIONS
0120300510, 0120300511, 0120300512, 0120300513, 0120300514, 0120300515, 0120300516, 0120300517, 0120300543, 0120300544, 0120300555, 0120400706, 0120400707			5,0 x 8,0 x 17,0

APPLICATION


CLAAS DOMINATOR56, DOMINATOR66, MERCATOR50, MERCATOR60FORD, MERCATOR60MB, MERCATOR75FORD



CODE	OEM	MOTOR TYPE	OEM Nº
B-201-12V	BOSCH - WAPSA	K1-55A	1124336050, 1124336032
MOTOR Nº			BRUSHES DIMENSIONS
9120080012, 9120080020, 9120080022, 9120080031, 9120080054, 9120080066, 9120080083, 9120080084, 9120080091, 9120080101, 9120080102, 9120080111, 9120080123, 9120080182, 9120080183			5,0 x 10,0 x 17,0

APPLICATION


AGCO TRATORES **AGRALE DEUTZ** 1600 D, 4200, 4230, 4300, 8001, 8501 TD, M 80, M 85, M 90, TX 1600 **ALFA ROMEO** 2300 TI, **CASE** 2000, 2470, 4000, 4490, W 20 B, W 36, W 18 **CBT** 1065, 1105, 2080, 2105, 8060 4X4, 8240, 8260 4X4 **KOMATSU** D 30 E, D 50 A **MASSEY FERGUSON** SÉRIE, SÉRIE 3000, SÉRIE 4000, SÉRIE 5000, SÉRIE 6000, SÉRIE MF 1000 **MAXION** IDEAL 1175, IDEAL 750, IDEAL 9070, IDEAL 9075, IDEAL 9090, IDEAL 9150, IDEAL 9170, SÉRIE D C/ MOTOR D 229-6 **MERCEDES-BENZ** O, OF, OH, SÉRIE 10T L, SÉRIE 11TL, SÉRIE 12T L, SÉRIE 13T L, SÉRIE 14T L, SÉRIE 14T LP, SÉRIE 15 T L, SÉRIE 16 T L, SÉRIE 17 T L, SÉRIE 18 T L, SÉRIE 20 T L, SÉRIE 22 T L, SÉRIE 23 T L, SÉRIE 24 T, SÉRIE 6T L, SÉRIE 8T L **MÜLLER** VIBRO RT 62 **MWM** SÉRIE D C/ MOTOR D 229-3, SÉRIE D C/ MOTOR D 229-4, SÉRIE D C/ MOTOR D 229-6, TD 229-6 **SLC** 6000, 6200, 6200 TURBO, 7000, 7200, 7700 TURBO **TOYOTA** BANDEIRANTE **VOLKSWAGEN** VARIANT 1600, VARIANT II 1600



CODE	OEM	MOTOR TYPE	OEM Nº
B-202-12V	BOSCH - WAPSA		419001
MOTOR Nº			BRUSHES DIMENSIONS
			6,3 x 6,3 x 12,7

APPLICATION

CATERPILLAR TRATOR **CLARK** TRATOR **DODGE** POLARA **FORD** CORCEL, F 1000, F 4000, MAVERICK **MASSEY FERGUSON** TRATOR **MERCEDES-BENZ** CAMINHÃO **VALMET** TRATOR



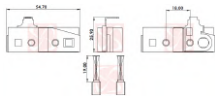
CODE	OEM	MOTOR TYPE	OEM Nº
B-204-24V	BOSCH - WAPSA		1124336057
MOTOR Nº			BRUSHES DIMENSIONS
9120080039, 9120080055, 9120080058, 9120080062, 9120080064, 9120080067, 9120080069, 9120080073, 9120080074, 9120080075, 9120080086, 9120080088, 9120080103, 9120080104, 9120080105, 9120080106, 9120080109, 9120080119, 9120080124			5,0 x 10,0 x 17,0

APPLICATION

DIVERSAS SCANIA, VOLVO **FIAT (CAMINHÕES)** 130, 140, 180, 190, 210, 70, 80 **FIAT-ALLIS** TRATOR DE ESTEIRAS AD7B **MERCEDES-BENZ (CAMINHÕES)** 1924 LS A, 1932 LS **MERCEDES-BENZ (ÔNIBUS)** O370 **MWM** MOTORES DIVERSOS

BRUSH-HOLDERS

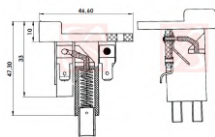
ALTERNATORS



CODE	OEM	MOTOR TYPE	OEM Nº
B-206-12V	BOSCH - WAPSA		419008
MOTOR Nº		BRUSHES DIMENSIONS	
		6,3 x 6,3 x 12,7	

APPLICATION

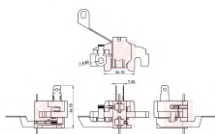
FORD CAMINHÕES / TRUCKS **VOLKSWAGEN** CAMINHÕES / TRUCKS



CODE	OEM	MOTOR TYPE	OEM Nº
B-212-12V	BOSCH - WAPSA		9121080281
MOTOR Nº		BRUSHES DIMENSIONS	
9120080041, 9120080061, 9120080072, 9120080090, 9120080122, F000LD0108		5,0 x 8,0 x 15,0	

APPLICATION

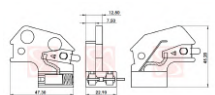
GURGEL TOCANTINS L TR **VOLKSWAGEN** BRASÍLIA 1.3 ÁLCOOL, BRASÍLIA 1.6 GASOLINA, FUSCA 1.6, FUSCA 1300, FUSCA 1500, FUSCA 1600, GOL 1.3 REFRIGERADO A AR, GOL 1.6 REFRIGERADO A AR, KOMBI 1.3, KOMBI 1.5, KOMBI 1.6, KOMBI 1.6 MI, KOMBI 1.6I, SAVEIRO 1.3 REFRIGERADO A AR, SAVEIRO 1.6 REFRIGERADO A AR, SEDAN 1600 ÁLCOOL / GASOLINE, TRANSPORTER 1600



CODE	OEM	MOTOR TYPE	OEM Nº
B-001-12V	DELCO-REMY	ER/EF, 10DNSERIES	1964682
MOTOR Nº		BRUSHES DIMENSIONS	
100558, 1100567, 1100568, 1100569, 1100570, 1100571, 1100572, 1100590, 1100591, 1100600, 1100605, 1100615		8,0 x 5,0 x 12,7	

APPLICATION

CHEVROLET-GM C-10, C-14, D-10 1967 ATÉ 1984, OPALA 1975



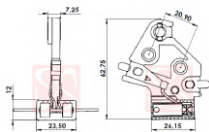
CODE	OEM	MOTOR TYPE	OEM Nº
B-203-12V	DELCO-REMY		3472316,3472319
MOTOR Nº		BRUSHES DIMENSIONS	
3472002, 3472014, 3472018, 3472020, 3472021, 3472022, 3472023, 3472024, 3472026, 3472027, 3472028, 3472032, 3472033, 3472037, 3472038, 3472042, 3472048, 3472049, 3472050, 3472051, 3472052, 3472053, 3472057, 3472058, 3472059, 3472060, 3472061, 3472062, 3472063, 3472064, 3472065, 3472066, 3472067, 3472068, 3472069, 3472070, 3472072, 3472073, 3472074, 3472075, 3472082, 3472091, 3472104, 3472105, 3472106, 3472119, 3472120, 3472121, 3472128, 3472130, 3472134, 3472135, 3472136, 3472137, 3472139, 3472142, 3472143, 3472144, 3472208, 3493604, 3493606, 3493619, 3493621, 3493635, 3493639, 3493641, 3493644, 3493704, 3493706		8,0 x 5,0 x 13,2	

APPLICATION

CHEVROLET-GM C10, CHEVETTE 1973 EM DIANTE, D10, OPALA 1973 EM DIANTE **FORD** MÁQUINAS DIVERSAS **MASSEY FERGUSON** MÁQUINAS DIVERSAS

BRUSH-HOLDERS

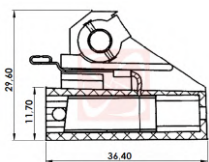
ALTERNATORS



CODE	OEM	MOTOR TYPE	OEM Nº
B-205-12V	DELCO-REMY		1876876,1984462,D776
MOTOR Nº			BRUSHES DIMENSIONS
10SI, 12SI, 27SI, TYPE100EF, TYPE100IR			8,0 x 5,0 x 15,0

APPLICATION

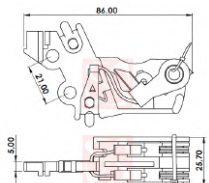
DIVERSAS MOTORES DETROIT **GM** CARAVAN, MONZA, OPALA



CODE	OEM	MOTOR TYPE	OEM Nº
B-211-12V	DELCO-REMY		131915,1986951,1989651,10472881,10473364,10490180
MOTOR Nº			BRUSHES DIMENSIONS
10463001, 10463002, 10463007, 10463011, 10463012, 10463013, 10463014, 10463015, 10463016, 10463017, 10463043, 10463044, 10463045, 10463097, 10463104, 10463148, 10463149, 10463172, 10463176, 10463187, 10463197, 10479806, 10479807, 10479814, 10479815, 10479816, 10479895, 10479897, 10479901, 10479902, 10479903, 10479905, 10479906, 10479909, 10479910, 10479911, 10479912, 10479913, 10479920, 10479954, 10479962, 10479963, 10479976, 10479990, 10479998, 10479999, 10480000, 10480027, 10480028, 10480035, 10480036, 10480037, 10480040, 10480068, 10480073, 10480082, 10480085, 10480087, 10480105, 10480115, 10480125, 10480134, 10480137, 10490000, 1101091, 1101109, 1101110, 1101111, 1101123, 1101124, 1101126, 1101127, 1101135, 1101136, 1101137, 1101138, 1101139, 1101140, 1101141, 1101142, 1101143, 1101149, 1101151, 1101158, 1101162, 1101167, 1101170, 1101176, 1101184, 1101196, 1101199, 1101218, 1101229, 1101231, 1101253, 1101254, 1101255, 1101259, 1101264, 1101277, 1101278, 1101291, 1101344, 1101346, 1101435, 1101461, 1101465, 1101466, 1101467, 1101483, 1101551, 1101577, 1101582, 1101583, 1101593, 1101595, 1101596, 1101599, 1101600, 1101601, 1101603, 1101606, 1101612, 1101618, 1101632, 1101633, 1101634, 1101635, 1101636, 1101637, 1101642, 1101645, 1101646, 1101647, 1101649, 1101650, 1101807, 1101810, 1101814, 1101815, 1101822, 1101832, 1101846, 1102600, 1102601, 1102602, 1102603, 1102604, 1102607, 1102615, 1102629, 1102630, 1102631, 1105612, 1105661, 1105662, 1105663, 1105664, 1105665, 1105671, 1105672, 1105678, 1105694, 1105698, 1105701, 1105710, 1105711, 1105715, 1105718, 1105720, 1105722, CS121, CS130			8,0 x 5,0 x 22,0

APPLICATION

DAEWOO CIELO 1.5, ESPERO 1.8, ESPERO 2.0, NEXIA 1.5 **DIVERSAS** OPEL, VAUXHALL **FORD** BRONCO 5.8 **GM** CAMARO 2.8 V6, CAMARO 3.1 V6, CAMARO 5.0 V8, CAMARO 5.7 V8, CAPRICE 4.3 V6, CORVETTE 5.7, IMPALA 5.7, KADETT, LUMINA 3.4 V6, OPALA **PONTIAC** GRAND PRIX 2.8I V6, GRAND PRIX 3.1I V6, TEMPEST 2.0, TEMPEST 2.2



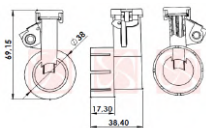
CODE	OEM	MOTOR TYPE	OEM Nº
B-213-24V	DELCO-REMY		1979724,10467934
MOTOR Nº			BRUSHES DIMENSIONS
10479924, 10479925, 10479926, 10479927, 10479929, 10479930, 1101194, 1101205, 1101439, 1101440, 1102551, 1117965, 15SI, 19010105, 19010111, 19010112, 19010182, 19010195, 19010196, 19010200, 19010205, 21SI, SERIESEF SERIESIR, TYPE116			5,0 x 6,0 x 22,0

APPLICATION

MERCEDES-BENZ CAMINHÃO 710, CAMINHÃO 712

BRUSH-HOLDERS

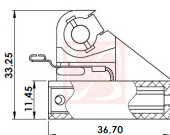
ALTERNATORS



CODE	OEM	MOTOR TYPE	OEM Nº
B-215-12V	DELCO-REMY		10475746
MOTOR Nº		BRUSHES DIMENSIONS	
10463651, 10479214, 10479215, 10479991, 10480017, 10480071, 10480072, 10480119, 10480167, 10480168, 10480190, 10480198, 10480214, 10480215, 10480237, 10480353, 10480485, 134208, 94860301502		4,5 x 8,0 x 22,0	

APPLICATION

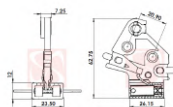

OBSERVAÇÕES CS 130D série IR / IF **CADILLAC** ESCALADE 5.7 **DIVERSAS** BUICK, DAEWOO, OLDSMOBILE **GM** BLAZER 4.3 V6, LUMINA 3.1 V6, MONTE CARLO 3.1 V6, S10 4.3 V6 **PONTIAC** GRAND PIX 3.1 V6 **PORSCHE** CAYENNE 4.5 TURBO



CODE	OEM	MOTOR TYPE	OEM Nº
B-219-12V	DELCO-REMY		1989702
MOTOR Nº		BRUSHES DIMENSIONS	
10479809, 10479817, 10479855, 10479891, 10479895, 10479907, 10480008, 10480022, 10480121, 10480124, 10480131, 1101182, 1101250, 1101296, 1101329, 1101349, 1101454, 1101518, 1101578, 1101604, 1105615, 1105616, 1105657, CS144-IFSERIES, CS144-IRSERIES, D775		8,0 x 5,0 x 22,0	

APPLICATION

CHEVROLET GM OMEGA 4.1 MPFI L6, SILVERADO 4.1 MPFI L6



CODE	OEM	MOTOR TYPE	OEM Nº
B-220-12V	DELCO-REMY	27SI/ TYPE200SERIESIR/ EF	1876873,1876876,1852002,1984462,D766,
MOTOR Nº		BRUSHES DIMENSIONS	
1100075, 1100076, 1100077, 1100082, 1100083, 1100088, 1100091, 1100092, 1100153, 1100154, 1100155, 1100156, 1100158, 1100159, 1100162, 1100163, 1100164, 1100165, 1100166, 1100167, 1100168, 1100174, 1100175, 1100176, 1100179, 1100181, 1100182, 1100189, 1100196, 1100198, 1100199, 1100200, 1100201, 1100202, 1100203, 1100204, 1100206, 1100207, 1100208, 1100209, 1100211, 1100214, 1100217, 1100218, 1100221, 1100222, 1100225, 1100226, 1100227, 1100228, 1100229, 1100230, 1100231, 1100232, 1100233, 1100234, 1100235, 1100236, 1100237, 1100238, 1100239, 1100240, 1100241, 1100242, 1100243, 1100246, 1100247, 1100249, 1100250, 1100251, 1100252, 1100253, 1100254, 1100255, 1100256, 1100257, 1100258, 1100259, 1100260, 1100261, 1100263, 1100264, 1100265, 1100268, 1100269, 1100270, 1100272, 1100273, 1100274, 1100275, 1100276, 1100280, 1100281, 1100287, 1100288, 1100289, 1100290, 1100291, 1100297, 1100298, 1100299, 1100300, 1100486, 1100487, 1100490, 1100491, 1100492, 1100493, 1100494, 1100497, 1100499, 1100542, 1100543, 1100544, 1100545, 1100546, 1100547, 1100548, 1100549, 1100550, 1100552, 1100554, 1100559, 1100560, 1100573, 1100574, 1100575, 1100576, 1100577, 1100578, 1100579, 1100580, 1100581, 1100582, 1100583, 1100584, 1100585, 1100587, 1100588, 1100589, 1100592, 1100593, 1100597, 1100936, 1101090, 1101091, 1101109, 1101134, 1101155, 1101157, 1101159, 1101178, 1101228, 1101240, 1101241, 1101243, 1101244, 1101245, 1101268, 1101279, 1101282, 1101285, 1101287, 1101298, 1101299, 1101300, 1101301, 1101303, 1101304, 1101305, 1101307, 1101308, 1101324, 1101345, 1101484, 1102359, 1102361, 1102362, 1102363, 1102367, 1102368, 1102369, 1102370, 1102375, 1102379, 1102460, 1102461, 1102465, 1102466, 1102467, 1102468, 1102471, 1102472, 1102474, 1102475, 1102476, 1102477, 1102478, 1102479, 1102480, 1102481, 1102482, 1102483, 1102484, 1102485, 1102486, 1102488, 1102491, 1102493, 1102494, 1102495, 1102496, 1102497, 1102498, 1102499, 1102500, 1102548, 1102549, 1102550, 1102847, 1102866, 1102867, 1102876, 1102896, 1102898, 1102907, 1102914, 1103147,		8,0 x 5,0 x 16,8	

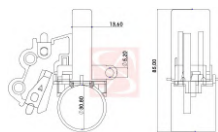
BRUSH-HOLDERS

ALTERNATORS

1103148, 1103149, 1103151, 1103152, 1103153, 1103154,
1103155, 1103156, 1103157, 1103158, 1103161, 1103162,
1103169, 1103170, 1103182, 1103186, 1103187, 1103190,
1103195, 1103196, 1103197, 1105022, 1105023, 1105025,
1105029, 1105034, 1105036, 1105041, 1105043, 1105044,
1105045, 1105047, 1105048, 1105049, 1105050, 1105058,
1105059, 1105060, 1105063, 1105067, 1105076, 1105183,
1105185, 1105193, 1105195, 1105244, 1105245, 1105348,
1105351, 1105354, 1105355, 1105425, 1105426, 1105439,
1105440, 1105441, 1105443, 1105444, 1105446, 1105447,
1105449, 1105461, 1105466, 1105470, 1105471, 1105472,
1105474, 1105475, 1105476, 1105478, 1105492, 1105493,
1105495, 1105496, 1105503, 1105506, 1105507, 1105508,
1105511, 1105516, 1105521, 1105522, 1105523, 1105541,
1105542, 1105543, 1105544, 1105545, 1105555, 1105556,
1105561, 1105564, 1105565, 1105566, 1105567, 1105572,
1105575, 1105576, 1105577, 1105580, 1105581, 1105582,
1105588, 1105590, 1105591, 1105592, 1105594, 1105597,
1105599, 1105600, 1105602, 1105603, 1105604, 1105606,
1105607, 1105608, 1105610, 1105611, 1105620, 1105621,
1105623, 1105624, 1105627, 1105628, 1105629, 1105633,
1105635, 1105647, 1105648, 1105649, 1105650, 1105651,
1105652, 1105653, 1105654, 1105691, 1105692, 1105703,
1105704, 1105705, 1105706, 1105707, 1105708

APPLICATION

GM BLAZER, CAMARO, CAMINHÃO APÓS 1984, CAPRICE, CARAVAN APÓS ANO 1979, CHEVETTE APÓS ANO 1980, EL CAMINO, IMPALA, IPANEMA APÓS ANO 1991, KADETT APÓS ANO 1991, MONTE CARLO, MONZA, OPALA APÓS ANO 1979



CODE	OEM	MOTOR TYPE	OEM Nº
B-229-12/24V	DELCO-REMY		10492749,10518636
MOTOR Nº			BRUSHES DIMENSIONS
10459190, 10459191, 10459192, 10459193, 10459205, 10459212, 10459255, 10459291, 10459318, 10459320, 10459321, 10459341, 10459605, 19020300, 19020302, 19020304, 19020305, 19020308, 19020309, 19020310, 19020314, 19020347, 19020349, 19020352, 19020375, 19020388, 19020389, 19020391, 19020399, 19020801, 19020803, 19020804, 19020807, 19020809, 19020821, 19020888, 19020889, 8600108, 8600198			8,0 x 5,5 x 40,0

APPLICATION

CAMECO COLHEITADEIRA CHT 2500B, COLHEITADEIRA CHW 2500B **CUMMINS** MOTORES SÉRIE C, MOTORES SÉRIE K **MASSEY FERGUSON** COLHEITADEIRA MF34, COLHEITADEIRA MF38



CODE	OEM	MOTOR TYPE	OEM Nº
B-222-12V	DENSO	ER/IF	021620-2430,0216300560
MOTOR Nº			BRUSHES DIMENSIONS
1210003000, 1210003100, 1210003300, 1210003310, 1210003330, 1210003340, 1210003340, 1210003370, 1210003380, 1210003390, 1210003400, 1210003410, 1210003440, 1210003450, 1210003452, 1210003460, 1210003470, 1210003480, 1210003510, 1210003520, 1210003521, 1210003523, 1210003530, 1210003531, 1210003600, 1210003660, 1210003670, 1210003671, 1210003800, 1210003810, 1210003820, 1210003821, 1210003846, 1210003850, 1210003851, 1210004000, 1210004010, 1210004030, 1210004040, 1210004041, 1210004050, 1210004060, 1210004070, 1210004080, 1210004090, 1210004110, 1210004120, 1210004130, 1210004150, 1210004151, 1210004160, 1210004161, 1210004170, 1210004171, 1210004210, 1210004211, 1210004220, 1210004221, 1210004231, 1210004232, 1210004233, 1210004250, 1210004251, 1210004270, 1210004280, 1210004290, 1210004291, 1210004300, 1210004320, 1210004330, 1210004331, 1210004360, 1210004391, 1210004400, 1210004450, 1210004451, 1210004460, 1210004470, 1210004480, 1210004481, 1210004490, 1210004491, 1210004520, 1210004530, 1210004550, 1210004551, 1210004560, 1210004580, 1210004590,			5,0 x 7,0 x 15,0

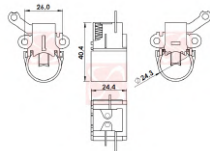
BRUSH-HOLDERS

ALTERNATORS

56007912, 56027912, TN1210004630

APPLICATION

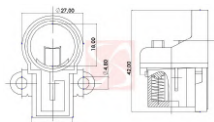
CHRYSLER CIRRUS 2.0I, CIRRUS 2.4, CIRRUS 2.5I V6, CONCORDE 2.7, GRAND CHEROKEE III 2.4, GRAND VOYAGER III 2.4, GS DAYTONA SHELBY 2.5, GS DAYTONA SHELBY 2.5I TURBO, INTREPID 2.7, LEBARON 2.2I, LEBARON 2.2I TURBO, LEBARON 2.5I, LEBARON 2.5I TURBO, LEBARON 3.0I V6, STRATUS 2.0I 16V, STRATUS 2.4I 16V, VISION 3.3I V6, VOYAGER 3.0 V6, VOYAGER III 2.4 AWD, VOYAGER III 2.4I, VOYAGER III 3.0 V6, VOYAGER III 3.3 V6 **DODGE** CARAVAN III 2.4, DAKOTA 2.5, DAKOTA 4.7 V8, DURANGO 4.7 V8, RAM 1500, RAM 2500, RAM 3500, RAM 5.0 V8, SHADOW, STRATUS 2.0 16V, STRATUS 2.4 16V **JEEP** CHEROKEE 2.4, CHEROKEE 2.5, CHEROKEE 4.0, COMANCHE 2.5, COMANCHE 4.0, GRAND CHEROKEE 4.0, GRAND CHEROKEE II 4.0, GRAND CHEROKEE II 4.7 V8 WRANGLER 2.4, WRANGLER 2.5, WRANGLER 4.0, WRANGLER II 2.5, WRANGLER II 4.0, WRANGLER TJ **PLYMOUTH** ACCLAIM, BREEZE, SUNDANCE



CODE	OEM	MOTOR TYPE	OEM Nº
B-226-12V	DENSO		021620-3100,3736825110,2737023120
MOTOR Nº			BRUSHES DIMENSIONS
102211-3102, 373003C150, 373003E100, 373004A300			5,0 x 7,0 x 15,0

APPLICATION

HYUNDAI AZERA 3.8L 2008, ENTOURAGE 3.8L 2007-2009, SANTA FÉ 2.7L 2007-2008, SANTA FÉ 3.3L 2007-2008, SONATA 3.3L 2006-2008, VERA CRUZ 3.8L 2007-2010 **KIA** SEDONA 3.8L 2006-2009, SORENTO 3.3L 2008, SORENTO 3.8L 2007-2008



CODE	OEM	MOTOR TYPE	OEM Nº
B-228-12V	DENSO		M371X64871,0216202010,0216202130,0216202180,0216202190,0216202201,0216202220,0216202310,0216202360,0216202630,0216202750,0216202760,0216202870,0216210650
MOTOR Nº			BRUSHES DIMENSIONS
1002103070, 1002103160, 1002103190, 1002103210, 1002103410, 1002103600, 1002103610, 1002103620, 1002103730, 1002103740, 1002111000, 1002111001, 1002111010, 1002111011, 1002111020, 1002111021, 1002111030, 1002111031, 1002111040, 1002111041, 1002111050, 1002111060, 1002111061, 1002111070, 1002111071, 1002111072, 1002111073, 1002111074, 1002111080, 1002111081, 1002111090, 1002111091, 1002111100, 1002111101, 1002111110, 1002111111, 1002111121, 1002111130, 1002111131, 1002111140, 1002111141, 1002111150, 1002111160, 1002111161, 1002111170, 1002111171, 1002111180, 1002111200, 1002111201, 1002111210, 1002111211, 1002111212, 1002111220, 1002111221, 1002111222, 1002111223, 1002111224, 1002111230, 1002111231, 1002111250, 1002111251, 1002111260, 1002111261, 1002111270, 1002111271, 1002111280, 1002111310, 1002111311, 1002111320, 1002111321, 1002111330, 1002111331, 1002111341, 1002111350, 1002111351, 1002111370, 1002111371, 1002111381, 1002111400, 1002111401, 1002111402, 1002111410, 1002111411, 1002111420, 1002111440, 1002111451, 1002111452, 1002111453, 1002111460, 1002111461, 1002111470, 1002111492, 1002111510, 1002111511, 1002111512, 1002111520, 1002111540, 1002111550, 1002111560, 1002111570, 1002111571, 1002111580, 1002111590, 1002111600, 1002111601, 1002111610, 1002111611, 1002111620, 1002111630, 1002111640, 1002111650, 1002111661, 1002111662, 1002111670, 1002111680, 1002111690, 1002112000, 1002112001, 1002112010, 1002112011, 1002112020, 1002112021, 1002112030, 1002112031, 1002112040, 1002112050, 1002112060, 1002112061, 1002112070, 1002112071, 1002112080, 1002112102, 1002112110, 1002112130, 1002112140, 1002112150, 1002112151, 1002112160, 1002112170, 1002112190, 1002112200, 1002112201, 1002112221, 1002112231, 1002112250, 1002112280, 1002112290, 1002112300, 1002112310, 1002112320, 1002112330, 1002112340, 1002112370, 1002112380, 1002112390, 1002112391, 1002112400, 1002112410, 1002112420, 1002112450, 1002112451, 1002112460, 1002112470, 1002112480, 1002112490, 1002112500, 1002112510, 1002112550, 1002112661, 1002112731, 1002112820, 1002112830, 1002112840, 1002112850, 1002112860, 1002113001, 1002113020, 1002113040, 1002113050, 1002113060,			5,0 x 7,0 x 15,0

1002113070, 1002113081, 1002113090, 1002113091,
1002113100, 1002113101, 1002113110, 1002113120,
1002113121, 1002113130, 1002113140, 1002113141,
1002113150, 1002113151, 1002113160, 1002113170,
1002113180, 1002113181, 1002113200, 1002113210,
1002113220, 1002113221, 1002113230, 1002113231,
1002113240, 1002113250, 1002113251, 1002113260,
1002113270, 1002113280, 1002113300, 1002113310,
1002113311, 1002113321, 1002113340, 1002113352,
1002113370, 1002113380, 1002113391, 1002113401,
1002113410, 1002113440, 1002113490, 1002113500,
1002113520, 1002113530, 1002113540, 1002113550,
1002113560, 1002113580, 1002113590, 1002113600,
1002113610, 1002113630, 1002113640, 1002113650,
1002113660, 1002113670, 1002113680, 1002113690,
1002113700, 1002113740, 1002113760, 1002113790,
1002113800, 1002113810, 1002113830, 1002113831,
1002113850, 1002113860, 1002113870, 1002113880,
1002113890, 1002113910, 1002113930, 1002113940,
1002113970, 1002113980, 1002114000, 1002114001,
1002114002, 1002114003, 1002114004, 1002114020,
1002114050, 1002114060, 1002114070, 1002114080,
1002114090, 1002114091, 1002114102, 1002114103,
1002114104, 1002114110, 1002114111, 1002114112,
1002114120, 1002114140, 1002114141, 1002114150,
1002114160, 1002114170, 1002114180, 1002114190,
1002114191, 1002114200, 1002114201, 1002114210,
1002114220, 1002114230, 1002114240, 1002114250,
1002114280, 1002114290, 1002114300, 1002114310,
1002114320, 1002114350, 1002114351, 1002114360,
1002114361, 1002114371, 1002114372, 1002114382,
1002114383, 1002114390, 1002114400, 1002114410,
1002114420, 1002114440, 1002114450, 1002114460,
1002114482, 1002114490, 1002114500, 1002114520,
1002114528, 1002114530, 1002114540, 1002114550,
1002114560, 1002114610, 1002114620, 1002114621,
1002114630, 1002114631, 1002114640, 1002114650,
1002114680, 1002114700, 1002114701, 1002114710,
1002114720, 1002114730, 1002114740, 1002114770,
1002114780, 1002115000, 1002115010, 1002115021,
1002115040, 1002115050, 1002115090, 1002115100,
1002115130, 1002115140, 1002115141, 1002115210,
1002115230, 1002115231, 1002115250, 1002115251,
1002115280, 1002115310, 1002115730, 1002116040,
1002116600, 1002116621, 1002116640, 1002116660,
1002116690, 1002116720, 1002116730, 1002116750,
1002116760, 1002116770, 1002116780, 1002116790,
1002116801, 1002116830, 1002116860, 1002116880,
1002116881, 1002116890, 1002116900, 1002116910,
1002116920, 1002116930, 1002116931, 1002116940,
1002116941, 1002116950, 1002116951, 1002116960,
1002116961, 1002116970, 1002116990, 1002117000,
1002117012, 1002117031, 1002117040, 1002117050,
1002117051, 1002117052, 1002117060, 1002117061,
1002117070, 1002117071, 1002117090, 1002117100,
1002117110, 1002117130, 1002117140, 1002117160,
1002117170, 1002117171, 1002117180, 1002117210,
1002117230, 1002117240, 1002117250, 1002117260,
1002117270, 1002117280, 1002117290, 1002117291,
1002117300, 1002117310, 1002117320, 1002117340,
1002117350, 1002117370, 1002117380, 1002117390,
1002117430, 1002117440, 1002117450, 1002117460,
1002117470, 1002117500, 1002117530, 1002117570,
1002117580, 1002117590, 1002117600, 1002117610,
1002117620, 1002117640, 1002117670, 1002117690,
1002117691, 1002117700, 1002117701, 1002117760,
1002117770, 1002117780, 1002117810, 1002117811,
1002117830, 1002117840, 1002117850, 1002117861,
1002117870, 1002117880, 1002117900, 1002117910,
1002117930, 1002117950, 1002117951, 1002117952,
1002117960, 1002117970, 1002117990, 1002119020,
1002119051, 1002119052, 1002119053, 1002119062,
1002119080, 1002119090, 1002119100, 1002119110,
1002119111, 1002119112, 1002119181, 1002119190,
1002119200, 1002119210, 1002119220, 1002119230,
1002119240, 1002119250, 1002119260, 1002119270,
1002119280, 1002119300, 1002119310, 1002119320,
1002119330, 1002119331, 1002119340, 1002119351,

1002119360, 1002119370, 1002119380, 1002119400,
1002119410, 1002119440, 1002119700, 1002119710,
1002119720, 1002119731, 1002119740, 1002119750,
1002119760, 1002119770, 1002119780, 1002119790,
1002119800, 1002119810, 1002119830, 1002119840,
1002119860, 1002119870, 1002119880, 1002119970,
1002119980, 1002130421, 1002130451, 1002130700,
1002130710, 1002130730, 1002130740, 1002130745,
1002130941, 1002131030, 1002131040, 1002131140,
1002131150, 1002131200, 1002131250, 1002131260,
1002131261, 1002131740, 1002131780, 1002131781,
1002131790, 1002131900, 1002131910, 1002131911,
1002132220, 1002132250, 1002132350, 1002132351,
1002132470, 1002132471, 1002132580, 1012110020,
1012110030, 1012110033, 1012110040, 1012110050,
1012110051, 1012110052, 1012110060, 1012110061,
1012110062, 1012110070, 1012110071, 1012110072,
1012110100, 1012110120, 1012110130, 1012110140,
1012110151, 1012110160, 1012110170, 1012110171,
1012110172, 1012110180, 1012110181, 1012110182,
1012110190, 1012110191, 1012110210, 1012110211,
1012110220, 1012110230, 1012110240, 1012110250,
1012110260, 1012110261, 1012110262, 1012110270,
1012110271, 1012110272, 1012110300, 1012110320,
1012110321, 1012110322, 1012110330, 1012110331,
1012110332, 1012110341, 1012110342, 1012110370,
1012110380, 1012110381, 1012110390, 1012110400,
1012110401, 1012110430, 1012110431, 1012110432,
1012110450, 1012110451, 1012110452, 1012110470,
1012110471, 1012110472, 1012110480, 1012110481,
1012110490, 1012110500, 1012110520, 1012110521,
1012110522, 1012110540, 1012110541, 1012110542,
1012110543, 1012110550, 1012110551, 1012110560,
1012110570, 1012110571, 1012110580, 1012110581,
1012110582, 1012110600, 1012110601, 1012110602,
1012110610, 1012110611, 1012110612, 1012110620,
1012110621, 1012110680, 1012110681, 1012110720,
1012110722, 1012110723, 1012110740, 1012110741,
1012110770, 1012110840, 1012110851, 1012110971,
1012110972, 1012111030, 1012111100, 1012111170,
1012111180, 1012111240, 1012111360, 1012111380,
1012112001, 1012112011, 1012112022, 1012112030,
1012112040, 1012112060, 1012112080, 1012112090,
1012112100, 1012112130, 1012112140, 1012112160,
1012112190, 1012112230, 1012112240, 1012112270,
1012112290, 1012112310, 1012112330, 1012112350,
1012112360, 1012112370, 1012112380, 1012112411,
1012112460, 1012112470, 1012112570, 1012112620,
1012112710, 1012112730, 1012112731, 1012112750,
1012112751, 1012112770, 1012112780, 1012112941,
1012112960, 1012113000, 1012113010, 1012113020,
1012113030, 1012113040, 1012113050, 1012113070,
1012113120, 1012113160, 1012113200, 1012113210,
1012113250, 1012113350, 1012113370, 1012113770,
1012113860, 1012114060, 1012114070, 1012114120,
1012114121, 1012114122, 1012114130, 1012114131,
1012114132, 1012114150, 1012114151, 1012114160,
1012114161, 1012114170, 1012114171, 1012114190,
1012114191, 1012114200, 1012114220, 1012114280,
1012114310, 1012114330, 1012114370, 1012114420,
1012114580, 1012114590, 1012118580, 1012118740,
1012118771, 1012118810, 1022112310, 1022115001,
1022115002, 1022115011, 1022115012, 1022115020,
1022115021, 1022115050, 1022115051, 1022115052,
1022115060, 1022115070, 1022115090, 1022115121,
1022115140, 1022115150, 1022115151, 1022115160,
1022115161, 1022115190, 1022115200, 1022115230,
1022115231, 1022115250, 1022115260, 1022115280,
1022115380, 1022115520, 1022115600, 1022115610,
1022115660, 1022115860, 1022115930, 1022115940,
1022116170, 1210002140, 1210002460, 1210002461,
1210002470, 1210002500, 1210002550, 1210005120,
1210005290, 1210005410, 1210005420, 1210005430,
1210008020, 1210008030, 1623164011, 1624164011,
1624164012, 1654064011, 1735664012, 1736964011,
2704054130, 2704054170, 2704054180, 2704054220,
2704054290, 2704054310, 2704054320, 2704054340,
2704054440, 2704054490, 2704054500, 2704064050,

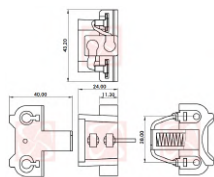
2704064051, 2706010010, 2706010030, 2706010050,
 2706010051, 2706010061, 2706010070, 2706010071,
 2706010080, 2706010090, 2706010100, 2706011000,
 2706011030, 2706011041, 2706011120, 2706011170,
 2706011250, 2706011260, 2706011270, 2706011320,
 2706011340, 2706015080, 2706015130, 2706016010,
 2706016011, 2706016012, 2706016040, 2706016041,
 2706016042, 2706016051, 2706016060, 2706016080,
 2706016081, 2706016082, 2706016090, 2706016091,
 2706016122, 2706016141, 2706016151, 2706016160,
 2706016170, 2706016180, 2706016280, 2706016320,
 2706016350, 2706017020, 2706017060, 2706017160,
 2706018010, 2706035060, 2706035061, 2706035130,
 2706043060, 2706043110, 2706043120, 2706043130,
 2706043990, 2706054030, 2706054040, 2706054080,
 2706054210, 2706058020000, 2706058220, 2706062011,
 2706062012, 2706063020, 2706063021, 2706063030,
 2706063031, 2706063040, 2706063041, 2706063060,
 2706063061, 2706063080, 2706063081, 2706063082,
 2706063100, 2706063101, 2706063102, 2706064021,
 2706064030, 2706067020, 2706067070, 2706072050,
 2706072060, 2706072061, 2706072062, 2706072070,
 2706072080, 2706072081, 2706072090, 2706072101,
 2706072111, 2706072120, 2706072121, 2706074010,
 2706074020, 2706074070, 2706074140, 2706074190,
 2706074210, 2706074370, 2706074400, 2706074630,
 2706075030, 2706075050, 2706075080, 2706075090,
 2706075100, 2706076010, 2706076050, 2706076070,
 2706078001, 2706078003, 2706078301, 2706087103000,
 2706087104000, 2706087106000, 2706087107000,
 2706087108000, 2706087201000, 2706087202000,
 2706087211000, 2706087212000, 2706087501000,
 2706087502000, 2706087601000, 2706087602000,
 2706087605000, 2706087608000, 2706087701000,
 2706087704000, 2706087705000, 2706087706000,
 2706087707000, 2706087709000, 2706087714000,
 2706087715000, 2706087716000, 2706087717000,
 2706087719000, 2706087721000, 2706096001000,
 2706097705000, 2707023001, 31100P010031,
 31100P010132, 31100P45901, 31100PC09230,
 31100PD2004, 31100PD2005, 31100PD2014, 31100PD2024
 31100PD2970, 31100PD2973, 31100PD6014, 31100PE0003
 31100PE0004, 31100PE0013, 31100PE0014, 31100PE0020
 31100PE0023, 31100PE0024, 31100PE0034, 31100PE0044
 31100PE0924, 31100PG6013, 31100PG7003, 31100PG7013
 31100PG7023, 31100PG7033, 31100PH1004, 31100PH1014
 31100PH1024, 31100PH10242, 31100PH2J010M,
 31100PH3013, 31100PH30243, 31100PH70040,
 31100PH7024, 31100PJ0306, 31100PJ0661, 31100PJ0662,
 31100PJ0663, 31100PK1001, 31100PK10147,
 31100PK20031, 31100PK2014, 31100PK20146,
 31100PK3A020, 31100PM4Y0030, 31100PM5A01,
 31100PM5A010, 31100PM8A010, 31100PR30030,
 31100PR6003, 31100PT0B91, 31100PW1G01, 3140060B11
 3140060B40, 3140060G10, 3140060G11, 3140060G12,
 3140060G13, 3140071C10, 3140071C20, 3140075F50,
 3140082110, 3140082111, 3140082610, 3140082611,
 3140083010, 3140085510, 3140086010, 4064150000,
 6643664011, 8941313572, 8941373452, 8941566720,
 8941566721, 8941725860, 8944086740, 8944139970,
 8944299990, 8944299991, 8944410681, 8944541880,
 8944541881, 8944740192

APPLICATION

ACURA CSX 2.0, MDX 3.5, TSX 2.4L **ALFA ROMEO** 159 2.4 JTDM, BRERA 2.4 JTDM, SPIDER 2.4 JTDM **CITRÖEN** BERLINGO 2.0 / 4X4, C1 1.4 HDI, C2 1.4 HDI, C3 1.4 HDI, C4 2.0 16V, C5 2.2 HDI, XSARA 1.4 HDI, XSARA 1.6 HDI, XSARA 2.0 HDI, XSARA PICASSO 1.6 HDI **DIVERSAS** DAIHATSU **FIAT** CROMA 2.4 JTDM MULTIJET, ULYSSE 2.0 **FORD** C-MAX 1.6 TDCI, C-MAX 2.0 TDCI, FIESTA 1.6 TDCI, FOCUS 1.6 TDCI, FOCUS 2.0 TDCI, FUSION 1.6 TDCI **HONDA** ACCORD 2.0, ACCORD 2.0 4WD, ACCORD 2.4 VTEC, ACCORD 2.4I, ACCORD 2.4L, ACCORD 3.0, CIVIC 2.0, CR-V 2.0, CR-V 2.0 AWD, CR-V 2.4I VTEC, ODYSSEY 3.5, PILOT 3.5 **HYUNDAI** AZERA 3.3 V6, GENESIS 3.8 V6, SANTA FE 3.3 V6 **JAGUAR** S-TYPE 4.2 V8, SUPER V8 4.2, VANDEN PLAS 4.2, XJ 3.5, XJ 4.2, XJ R 4.2, XJ9 4.2, XK 4.2, XK R 4.2, XK3.6, XKR 4.2 **JEEP** COMMANDER 5.7, GRAND CHEROKEE 5.7, GRAND CHEROKEE 6.1 **KIA** CADENZA 3.3 V6, SEDONA 3.5 V6, SORENTO 3.5 V6 **LAND ROVER** DISCOVERY 3.0 TD, LR4 5.0, RANGE ROVER 3.0 TD SPORT 4X4, RANGE ROVER 5.0, RANGE ROVER 5.0 SPORT **LEXUS** ES 330 3.3L, GS300 3.0, GS350 3.5, IS250 2.5, IS350 3.5, RX330 3.3, RX350 3.5 V6 **MAZDA** 3 1.6 TD **PEUGEOT** 1007 1.4 HDI, 106 1.4 HDI, 206 1.4 HDI, 307 1.4 HDI, 307 2.0 16V, 307 SW 1.4 HDI, 407 2.0, 607 2.2 16V **RENAULT** MODUS 1.6 **SUZUKI** AERIO (LIANA) 1.4 DDIS, SX4 2.0 DDIS 4X4 **TOYOTA** CAMRY 3.0 DDIS, CAMRY 3.5 V6, COROLLA 1.4 D-4D DDIS, COROLLA 1.8 DDIS, COROLLA 2.0 D-4D DDIS, COROLLA 2.2 D-4D, HIACE 2.7, HIGHLANDER 3.3 DDIS, HIGHLANDER 3.6 V6, LAND CRUISER 3.0 D-4D, RAV4 2.0 VVT-I 4WD DDIS, RAV4 2.2 D-4D DDIS, RAV4 3.5 V6, YARIS 1.4 D-4D DDIS, YARIS II 1.0 VVT-**VOLVO** C30 1.6 DIESEL, C30 2.0 DIESEL, C30 2.4 C30 2.5, C30 V50 1.6 DIESEL, S40 1.6 DIESEL

BRUSH-HOLDERS

ALTERNATORS



CODE	OEM	MOTOR TYPE	OEM N°
B-216-12V	FORD / MOTORCRAFT	IR/IF	F1DZ-10347-A,F1DU10260AA,F1DZ-1037-A
MOTOR N°		BRUSHES DIMENSIONS	
1021397, 1024864, 1031134, 1032652, 1035755, 1057793, 1090424, 1104931, 1104987, 2C2U10300BB, 7308195, 93BB10300FD, 93BB10300FE, 93BB10300FF, 93BB10300FG, 96BB10300BA, 96BB10300BB, 97BB10300BA, 97BB10300BB, 97BB10300BC, 97BB10300BD, F07F10300AA, F07U10300AA, F07U10300AC, F0PU10346DA, F17U10300AA, F1TZ10346C, F2TU10300AF, F37U10300AA, F3UU10300AE, F3UU10300AF, F57U10300AA, F5RU10300BB, F5RU10300BC, F5UU10300BA, F67U10300BA, F6AU10300AA, F6AU10300AB, F6AU-AA-AB, F6RU10300AA, F6UU10300EA, F77U10300BA, F8RU10300BA, GB320		4,0 x 7,5 x 18,0	

APPLICATION

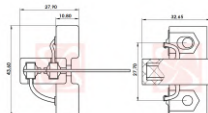
FORD BRONCO 5.8 V8, ESCORT 1.9, EXPLORER 4.0 V6, F1000, F250 5.0 V8, F250 5.8 V8, F350 5.0 V8, LINCOLN, MERCURY, MONDEO I 1.8 TD, MONDEO I 2.5 V6, MONDEO II 1.8 TD, MONDEO II 2.5 V6, RANGER 2.5, RANGER 3.0, RANGER 4.0, TAURUS, TEMPO, THUNDERBIRD, TOPAZ, TOWN CAR, TRACER



CODE	OEM	MOTOR TYPE	OEM N°
B-217-12V	FORD / MOTORCRAFT		E9PU10320AA
MOTOR N°		BRUSHES DIMENSIONS	
3GSERIESIF, 3GSERIESIR, E9DF10300CA, F0DF10300AA, F1VU10300BB		4,0 x 7,5 x 18,5	

APPLICATION

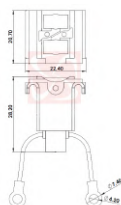
FORD BRONCO 3.6, CONTINENTAL, COUGAR, ESCORT, EXPLORER, F-1000, F-250, F-350, LINCOLN, MERCURY, RANGER, SABLE, TAURUS, TEMPO, THUNDERBIRD, TOPAZ, TOWN CAR, TRACER



CODE	OEM	MOTOR TYPE	OEM N°
B-218-12V	FORD / MOTORCRAFT		E43Z-10320-A,GC-402
MOTOR N°		BRUSHES DIMENSIONS	
E43F-10300-EA, E43F-10300-PA, E43F-10300-RA, E43Z-10346-D, E53F-10300AA, E53F-10300BA, E53F-10300DA, E53F-10300EF, E53F-10300IR, E7SF10300HA, E7SF10300MA, E7ZF10300FA, E9SF10300BA		4,0 x 7,5 x 12,0	

APPLICATION

DIVERSAS MERCURY **FORD** BRONCO 2.6, E350, F250 5.0 V8, MUSTANG



CODE	OEM	MOTOR TYPE	OEM N°
B-221-12V	FORD / MOTORCRAFT VISTEON		
MOTOR N°		BRUSHES DIMENSIONS	
1120211, 1120213, 1124015, 1131820, 1140135, 1140694, 1140696, 1145715, 1151212, 1151213, 1211891, 1229421, 1303447, 1429688, 1429689, 1464755, 1464779, 1464782, 1477856, 1477971, 1478119, 1478187, 1478608, 1479818, 1S7T10300BA, 1S7T10300BB, 1S7T10300BC, 1S7T10300BD, 1S7T10300BE, 1S7T10300CA, 1S7T10300CB, 1S7T10300CC, 1S7T10300CD, 1S7T10300CE, 1S7T10300CF, 1S7T10300DA, 1S7T10300DB, 1S7T10300DC, 1S7T10300DD, 1S7T10300DE, 1S7T10300DF, 2S6T10300AA, 2S6T10300AB, 2S6T10300AC, 2S6T10300FA, 2S6T10300FB, 2S6T10300FC, 2T1U10300AB, 2T1U10300AC, 2T1U10300AD, 2T1U10300AE, 2T1U10300AF, 2T1U10300AG, 2T1U10300AH, 2T1U10300AK, 2T1U10300AL, 2T1U10300BB,		4,5 x 8,3 x 16,3	

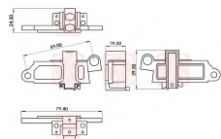
BRUSH-HOLDERS

ALTERNATORS

2T1U10300BC, 2T1U10300BD, 2T1U10300BE,
2T1U10300CA, 2T1U10300CB, 2T1U10300CC,
2T1U10300CD, 2T1U10300CE, 2T1U10300CF,
3S6T10300AA, 3S6T10300AC, 3S6T10300AD, 4362258,
4371000, 4371001, 4374447, 4374448, 4531025,
RC28SERIES, YC1U10300EA

APPLICATION

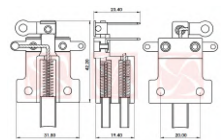
FORD COURIER, ECOSPORT, FIESTAV1.3, FIESTAV1.4TDCI, FOCUS1.8TDDI, FUSION1.4TDCI, KA1.3i, KA1.6i, MONDEOIII1.8, MONDEOIII2.0, MONDEOIII2.0TDCI, MONDEOIII2.2TDCI, MONDEOIII2.5TDCI
TOURNEO1.8TDCI, TRANSIT1.8TDCI **JAGUAR** X-TYPE2.0D, X-TYPE2.2D;



CODE	OEM	MOTOR TYPE	OEM Nº
B-207-12V	PRESTOLITE - LUCAS INDIEL		35214128
MOTOR Nº		BRUSHES DIMENSIONS	
12V80>90A, 35213950, 35213955, 35214085, 35214095, 35214190, 35214445		5,0 x 8,0 x 26,0	

APPLICATION

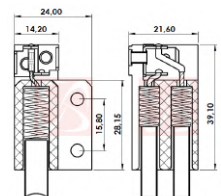
PEUGEOT 306 DIESEL, 405 **RENAULT** CLIO 1.6, CLIO 1.9 DIESEL, R19 1.6 **VOLKSWAGEN** GOL II 1.0, GOL II 1.8 AP, GOLF (MÉXICO), JETTA (MÉXICO), PARATI II 1.0, PARATI II 1.8 AP, POLO 1.6 AP
POLO 1.8 AP, POLO 1.9 DIESEL, SAVEIRO II 1.0, SAVEIRO II 1.8 AP



CODE	OEM	MOTOR TYPE	OEM Nº
B-208-12V	PRESTOLITE - LUCAS INDIEL		35212715,K01523
MOTOR Nº		BRUSHES DIMENSIONS	
35213395, 35213850(12V70A)		4,5 x 8,0 x 16,5	

APPLICATION

OBSERVAÇÕES Alternador 70A **MERCEDES-BENZ** CAMINHÕES 1112, CAMINHÕES 1114, CAMINHÕES 1215 L, CAMINHÕES 1517, CAMINHÕES 1615 L, CAMINHÕES 1620 L, CAMINHÕES 608 LD,
CAMINHÕES 709 L, CAMINHÕES 710 L, CAMINHÕES 912 L, CAMINHÕES 913 L, ÔNIBUS OF1214, ÔNIBUS OH1114, ÔNIBUS OH1315



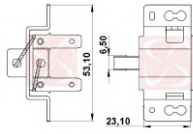
CODE	OEM	MOTOR TYPE	OEM Nº
B-209-24V	PRESTOLITE - LUCAS INDIEL		35213010,K01525
MOTOR Nº		BRUSHES DIMENSIONS	
352.13.670, 352.13.680, 352.13.690, 352.13.845, 352.13.865 352.13.970, 352.14.130, 352.14.170, 352.14.560, 35213140 35213165, 35213300, 35213385, 35213415, 35213455, 35213505, 35213530, 35213540, 35213560, 35213665, 35213675, 35213750, 35213760, 35213790, 35213830, 35214020, 35214230, 35214375, 35214390, 35214395, 35214400, 35214750, 35215080, 35215085, 35215090, 35215095, 35215235, 35215295, 35215350, 35215385, MB12100R, MB24055R, MB24090R, SC12100R, SC24055R SC24090R, UN12100R, UN24090R		4,5 x 8,0 x 18,5	

APPLICATION

CUMMINS MOTOR 6BTAA 5.9, MOTOR 6CTA 8.3, MOTOR B6BT 5.9, MOTOR BT 5.9 **DIVERSAS** PERKINS **FIAT** DUNA 1.6, DUNA 1.7 DIESEL, ELBA 1.7 DIESEL, FIORINO 1.4, FIORINO 1.5, FIORINO 1.6, PRÊMIO 1.7 DIESEL, REGATA 1.4, REGATA 1.6, REGATA 2.0, STRADA 1.1, STRADA 1.4, TIPO 1.1, TIPO 1.4, UNO 1.6, UNO 1.7 DIESEL **FORD** CAMINHÕES CARGO 1416, CAMINHÕES CARGO 1722
CAMINHÕES F14000, ESCORT 1.8 AP, ESCORT 2.0 AP, F100 V8, F1000, F150 V8, FALCON 3.0, FALCON 3.6, GALAXY 1.6 AP, GALAXY 1.8 AP, GALAXY 2.0 AP, TAUNUS 2.0, TAUNUS 2.3, VERSAILLES
MASSEY FERGUSON TRATORES **MERCEDES-BENZ** CAMINHÕES 1112, CAMINHÕES 1114 L, CAMINHÕES 1215 L, CAMINHÕES 1322 L, CAMINHÕES 1517, CAMINHÕES 1521, CAMINHÕES 1526,
CAMINHÕES 1615 L, CAMINHÕES 1620 L, CAMINHÕES 1630 L, CAMINHÕES 1935 L, CAMINHÕES 1938 L, CAMINHÕES 608 LD, CAMINHÕES 709 L, CAMINHÕES 710 L, CAMINHÕES 912 L, CAMINHÕES 913 L,
ÔNIBUS O364, ÔNIBUS O371, ÔNIBUS O374, ÔNIBUS OF1214, ÔNIBUS OF1215, ÔNIBUS OF1315, ÔNIBUS OF1320, ÔNIBUS OH1114, ÔNIBUS OH1315, ÔNIBUS OH1316, ÔNIBUS OH1318, ÔNIBUS
OH1319, ÔNIBUS OH1320, ÔNIBUS OH1419, ÔNIBUS OH1420 **RENAULT** CLIO 1.6, FUEGO 2.0, FUEGO 2.2, R11 1.4, R11 1.6, R12 1.4, R12 1.6, R18 1.4, R18 1.6, R18 2.0, R18 2.2, R21 2.0, R21 2.2, R9 1.4
R9 1.6, TRAFIC 1.4, TRAFIC 2.0, TRAFIC 2.1 DIESEL, TRAFIC 2.2 **SCANIA** CAMINHÕES DIVERSOS, ÔNIBUS DIVERSOS **VOLKSWAGEN** QUANTUM 1.8 AP, QUANTUM 2.0 AP, SANTANA 1.8 AP,
SANTANA 2.0 AP

BRUSH-HOLDERS

ALTERNATORS



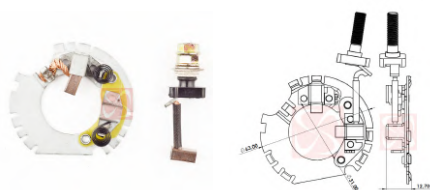
CODE	OEM	MOTOR TYPE	OEM Nº
B-230-12V	PRESTOLITE - LUCAS INDIEL		
MOTOR Nº			BRUSHES DIMENSIONS
5263797, 5263830, 6025001175000, AVE2119E			4,5 x 6,4 x 14,0
APPLICATION			
AGRALE ÔNIBUS VOLARE CUMMINS CTA 8.3			

 SULCARBON

BRUSH-HOLDERS
MOTORCYCLES

BRUSH-HOLDERS

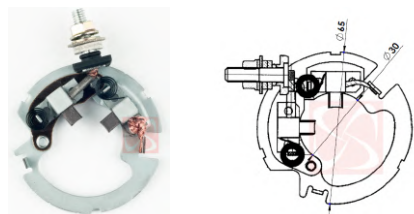
MOTORCYCLE



CODE	OEM	TIPO ARRANQUE	OEM Nº
M-907-12V	DENSO		028510-0632,028510-5270
MOTOR Nº			BRUSHES DIMENSIONS
028000-8410, 028000-9281, 128000-2760, 128000-2950, 128000-4242, 128000-4630, 128000-4860, 128000-4861, 128000-4863, 128000-5142, 228000-2780, 228000-4550, 228000-4560, R1000B7F, ZR1000A1, ZR1000A2, ZR1000A3, ZR1000A6F, ZR1000B8F, ZR750K1, ZR750K6F, ZX1200B1, ZX1200B2, ZX1200B3, ZX1200B4, ZX600E10, ZX600E11, ZX600E12, ZX600E13			6,0 x 9,0 x 12,0

APPLICATION


BOMBARDIER SEA-DOO JET SKI **DIVERSAS** KAWASAKI, WATER CRAFT **HONDA** MOTOR GXV270, MOTOR GXV340, MOTOR GXV390



CODE	OEM	TIPO ARRANQUE	OEM Nº
M-901-12V	HONDA		31206
MOTOR Nº			BRUSHES DIMENSIONS
901QTY1M9T11			6,0 x 10,0 x 13,5

APPLICATION

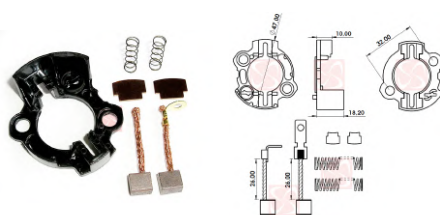
HONDA AX 250, CB 750, CBF 250, CBR 600, CBX 150, CBX 200, CBX 250, CBX AERO 150, CG 125, CG TITAN 125, CLR 125, CN 250, CRF 230, FES 125, FES 250, FL 400R, NES 125, NSS 250, NX 125, NX 150, NX 200, NX 250, NX 350, NX 400, NXR 125, NXR 150, PES 125, SAHARA 350, SES 125, SH 125, TRX 200, TRX 300, TRX 350, TRX 400, TRX 450, VF 750, VFR 750, XLR 125, XR 125, XR 200, XR 250



CODE	OEM	TIPO ARRANQUE	OEM Nº
M-905-12V	HONDA		9390083018
MOTOR Nº			BRUSHES DIMENSIONS
			7,5 x 6,0 x 8,0

APPLICATION

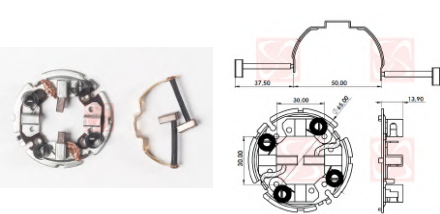
HONDA BIZ 125, CG 150



CODE	OEM	TIPO ARRANQUE	OEM Nº
M-906-12V	HONDA		
MOTOR Nº			BRUSHES DIMENSIONS
			7,5 x 6,0 x 8,0

APPLICATION

HONDA MOTO BIZ 100



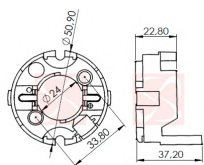
CODE	OEM	TIPO ARRANQUE	OEM Nº
M-904-12V	KAWASAKI		
MOTOR Nº			BRUSHES DIMENSIONS
			5,0 x 10,0 x 12,5

APPLICATION

HONDA SHADOW **KAWASAKI** JET-SKI, MOTO 1100CC, MOTO 900CC **YAMAHA** XT 600

BRUSH-HOLDERS

MOTORCYCLE



CODE	OEM	TIPO ARRANQUE	OEM Nº
M-903-12V	YAMAHA		
MOTOR Nº		BRUSHES DIMENSIONS 9,5 x 6,0 x 10,0	

APPLICATION

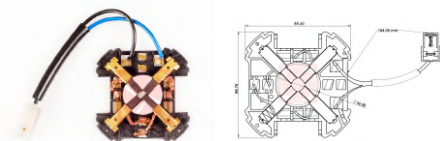
YAMAHA YBR

BRUSH-HOLDERS

OTHERS

BRUSH-HOLDERS

OTHERS



CODE	OEM	MOTOR TYPE	OEM Nº
D-608-12V	DIVERSOS		
MOTOR Nº		BRUSHES DIMENSIONS	
		7,0 x 8,0 x 17,0	

APPLICATION

OBSERVAÇÕES Para sistema elétrico de arrefecimento, (para refrigerar o sistema elétrico de carro) **RENAULT** R19



CODE	OEM	MOTOR TYPE	OEM Nº
D-033-12V	MITSUBA		
MOTOR Nº		BRUSHES DIMENSIONS	
SM74012, SM74018		0,0 x 0,0 x 0,0	

APPLICATION


OBSERVAÇÕES Kit reparo para o porta-escovas A-033-12V. **HONDA** CRV 2012 EM DIANTE, NEW CITY 2015 EM DIANTE, NEW CIVIC 2012 EM DIANTE, NEW FIT 2015 EM DIANTE



CODE	OEM	MOTOR TYPE	OEM Nº
D-216-12V	MITSUBA		
MOTOR Nº		BRUSHES DIMENSIONS	
1200PPAA01, 1200PPAA02, 1200PPAA03, 1200PPAA51, 17844, 17870, 17959, 31200PPA505, 31200RAAA51, 31200RAAA61, 31200RAAARM, SM61202, SM612022W, SM61205, SM61206, SM612063M, SM61207, SM61209, SM61210, SM71001, SM71003, SM71004, SM7102, SM710217816, SM74012, SM74018		0,0 x 0,0 x 0,0	

APPLICATION

OBSERVAÇÕES Kit Reparos para porta-escovas A-216-12V. **ACURA** TSX 2.4L **HONDA** ACCORD 2.4L, ACCORD VII 2.0, ACCORD VII 2.0 4X4, ACCORD VII 2.4i, CIVIC EX ANO 2007 ATÉ 2013;, CIVIC LX 2007 ATÉ 2013, CIVIC SI ANO 2007 ATÉ 2013;, CIVIC VII 2.0 TYPE-R, CIVIC VIII 1.3, CIVIC VIII 1.8, CR-V 2.4L, CR-V II 2.4i, CR-Z 1.3, ELEMENT 2.4L EX;, ELEMENT 2.4L LX;, INSIGHT 1.0, INSIGHT 1.3



CODE	OEM	MOTOR TYPE	OEM Nº
D-612-12V	VALEO		7701470783
MOTOR Nº		BRUSHES DIMENSIONS	
		6,0 x 12,5 x 20,0	

APPLICATION

OBSERVAÇÕES Porta-escovas aplicado em direção elétrica. **CITROËN** SAXO **PEUGEOT** 106 **RENAULT** CLIO 1.5 DCI 2001, CLIO 1.9D (1998), KANGOO 1.5 DCI (2001), KANGOO 1.9D (1999), SCENIC

CARBON BRUSHES

STARTER MOTOR

CARBON BRUSHES

ALTERNATORS

CARBON BRUSHES

FAN MOTORS

 **SULCARBON**

CARBON BRUSHES
MOTORCYCLES

CARBON BRUSHES

OTHERS

KIT BUSHINGS

BUSHINGS KIT

SELF-LUBRICATE



CODE	FORMATION	OEM	MOTOR Nº
KIT SC1214-STD	1 x SC2146-STD 1 x SC2147-STD	ARNO	

APPLICATION

CHEVROLET-GM CARAVAN (LIMPADOR PARA BRISAS), D-20 (LIMPADOR PARA BRISAS), MONZA (LIMPADOR PARA BRISAS), OPALA (LIMPADOR PARA BRISAS)



CODE	FORMATION	OEM	MOTOR Nº
KIT SC0001-STD	3 x SC2022-STD	BOSCH - WAPSA	0001109300, 0001170243, 0001218011, 0001218122, 0001218159, 0001218168, 0001218171, 0001218174, 0001218177, 0.001.177.008, 02M911024R, 1200PPAA01, 1200PPAA02, 1200PPAA03, 1200PPAA51, 17816, 17844, 17870, 17959, 20151127, 31200-RAA-ARAA43, 31200PPA505, 31200-RAA-A51, 31200-RAA-ARM, 31200-RAA-RAA51, 52014723, 9000331432, 9000331433, SM612-05, SM612-063M, SM612-09, SM612-09SM612-10, SM7102

APPLICATION

ACURA TSX 2.4L; **FIAT** ARGO, MOBI 1.0, NOVO UNO, TORO **HONDA** ACCORD 2.4L, CIVIC EX CR-V 2.4L ANO 2007 ATÉ 2013, CIVIC LX ANO 2007 ATÉ 2013 CR-V 2.4L, CIVIC SI CR-V 2.4L ANO 2007 ATÉ 2013, ELEMENT 2.4L EX, ELEMENT 2.4L LX **JEEP** RENEGADE FLEX 1.8



CODE	FORMATION	OEM	MOTOR Nº
KIT SC0003-STD	1 x ROLAMENTO REF. HK-1010 1 x SC2072-STD	BOSCH - WAPSA	0001147404, A2789060600

APPLICATION

MERCEDES BENZ CL 500 4.7, CL 63 5.5 AMG, CLS 500 4.7, CLS 500 4.7 4-MATIC, CLS 63 5.5 AMG, E 500 4.7, E 550 4.7, E 63 5.5 AMG, MOTORES START STOP CL500, S 500 4.7 CGI, S 500 4.7 CGI 4-MATIC, S 63 5.5 AMG, SL 500 4.7, SL 63 5.5 AMG, SLK55 5.5 AMG ANO 01/2010 ATÉ 01/2012



CODE	FORMATION	OEM	MOTOR Nº
KIT SC0004-STD	1 x SC1871-STD 1 x SC3469-STD	BOSCH - WAPSA	0001177000, 0001177008, 0001177009, 02M911024R

APPLICATION

VOLKSWAGEN BLUEMOTION 2013>, FOX 1.0/1.6 2013>, GOL RALLY 1.6 16V 2013>, GOLF 1.6 2013>, POLO 1.6 2013>, SAVEIRO CROSS 1.6 16V 2013>, UP 1.0 ANO 2013>, VOYAGE 1.6 16V 2013>



CODE	FORMATION	OEM	MOTOR Nº
KIT SC0006-STD	3 x ROLAMENTO REF. HK0509	BOSCH - WAPSA	0001147404, 0.001.147.404, 0001139037, 0001147404, 0001170421, -022X, 02M911023M, 079-911-022, 458405, A2789060600, D6GS14, D6GS14M, F000AL0128, F000AL0136, F000AL0138, F000AL0157, F000AL0128, F000AL0136, F000AL0138, F000AL0157, MBEZA2789060600, TS14E42

APPLICATION

FORD CAMINHÕES CARGO C 1215, CAMINHÕES CARGO C 1217, CAMINHÕES CARGO C 1415, CAMINHÕES CARGO C 1417, CAMINHÕES CARGO C 1421, CAMINHÕES CARGO C 1617, CAMINHÕES CARGO C 1621, CAMINHÕES CARGO C 1721, CAMINHÕES CARGO C 814, CAMINHÕES CARGO C 815, CAMINHÕES F 4000 **MERCEDES BENZ** CL 500 4.7 CL 63 5.5 AMG, CLS 500 4.7, CLS 500 4.7 4-MATIC, CLS 63 5.5 AMG, E 500 4.7, E 550 4.7, E 63 5.5 AMG, S 500 4.7 CGI, S 500 4.7 CGI 4-MATIC, S 63 5.5 AMG, SL 500 4.7, SL 63 5.5 AMG, SLK 55 5.5 AMG; **TOYOTA** BANDEIRANTE **VOLKSWAGEN** CAMINHÕES 12.170 BT, CAMINHÕES 13.170, CAMINHÕES 13.190, CAMINHÕES 14.170 BT, CAMINHÕES 15.170, CAMINHÕES 15.190, CAMINHÕES 16.170 BT, CAMINHÕES 16.200, CAMINHÕES 17.210



CODE	FORMATION	OEM	MOTOR Nº
KIT SC0008-STD	1 x SC1871-STD 1 x SC3035-STD 1 x SC3469-STD 1 x SC1909-STD	BOSCH - WAPSA	0.001.170.421, 520033809

APPLICATION

FIAT ARGO 3CIL COM MOTOR FIREFLY ANO 2016>, MOBI 1.0 3CIL COM MOTOR FIREFLY ANO 2016>, NOVO UNO 3CIL COM MOTOR FIREFLY ANO 2016>



CODE	FORMATION	OEM	MOTOR Nº
KIT SC0010-STD	1 x SC1101-STD 1 x SC3035-STD 1 x SC3011-STD 1 x SC3348-STD	BOSCH - WAPSA	F.000.G20.904;

APPLICATION

FORD CARGO ELÉTRICO COM MOTOR CUMMINS 2010>

BUSHINGS KIT

SELF-LUBRICATE



CODE	FORMATION	OEM	MOTOR Nº
KIT SC0011-STD	1 x SC1871-STD 1 x SC3035-STD 1 x SC3469-STD 1 x SC1909-STD	BOSCH - WAPSA	0.001.170.243, 52014723

APPLICATION

FIAT ARGO, MOBI 1.0, NOVO UNO, TORO **JEEP** RENEGADE FLEX 1.8



CODE	FORMATION	OEM	MOTOR Nº
KIT SC0315-STD	3 x SC3503-STD	BOSCH - WAPSA	0001107406, 0001107477, 0001107514, 0001121440

APPLICATION

AUDI A31.9TDI(2008->) **FIAT** 1.6, 1.8, BRAVO, DOBLÔ1.8, GRANDSIENA1.6, IDEA1.4, IDEA1.6, IDEA1.8, LINEA, PALIO1.6, PALIO1.8, PALIOWEEKEND1.6, PUNTO1.4, SIENA1.6, STRADA1.6 **MBB** 2001.8CGI(2002->), C1601.8KOMPRESSOR(2005->), C1801.6KOMPRESSOR(2008->), C1801.8CGI(2007->), C1801.8KOMPRESSOR(2002-2007), C2001.8CGI(2007->), C2001.8CGIKOMPRESSOR(2002->), C2001.8KOMPRESSOR(2002-2007), C2201.8(2002->), C2301.8KOMPRESSOR(2004->), C2501.8CGI(2009->), CLC1601.6(2009->), CLC1801.8KOMPRESSOR(2008->), CLK2001.8KOMPRESSOR(2006-2008), CLK2002.0CGIKOMPRESSOR(2003->), E2001.8CGI(2002-2009), E2001.8KOMPRESSOR(2002-2006), E2001.8NGT(2002->), E2501.8CGI(2009->), SLK2001.8KOMPRESSOR(2004->) **TOYOTA** COROLLA1.8, COROLLA2.0



CODE	FORMATION	OEM	MOTOR Nº
KIT SC0316-STD	1 x SC1871-STD 1 x SC3008-STD 1 x SC3497-STD 1 x ROLAMENTO REF. HK282X352X148	BOSCH - WAPSA	0001121440

APPLICATION

FIAT BRAVO, DOBLÔ1.8MPI16VFLEX, DOBLÔADV.LOCKER1.8MPI16VFLEX, GRANDSIENA1.6FLEX, IDEA1.4FLEX, IDEA1.616VFLEX, IDEA1.816VFLEX, IDEAADV.1.816VFLEX, LINEA, PALIO1.616VFLEX, PALIO1.6MPI16VFLEX, PALIOADV.1.816VFLEX, PALIOWEEKEND1.6FLEX, PUNTO1.4FLEX, PUNTO1.616VFLEX, PUNTO1.816VFLEX, SIENA1.6MPI16VFLEX STRADA1.6FLEX, STRADA1.8MPI16VFLEX, STRADAADV.1.8FLEX



CODE	FORMATION	OEM	MOTOR Nº
KIT SC1194-2X KIT SC1194-STD	1 x SC3035-STD 1 x SC3005-STD	BOSCH - WAPSA	

APPLICATION

VOLKSWAGEN LOGUS, POINTER



CODE	FORMATION	OEM	MOTOR Nº
KIT SC1195-2X KIT SC1195-3X KIT SC1195-STD	1 x SC085-STD 1 x SC084-STD	BOSCH - WAPSA	9000453004, 9000453006, 9000453009, 9000453012, 9000453014, 9000453016, 9000453017, 9000453019, 9000453027, 9000453033, 9000453041, 9000453043, 9000453046, 9000453049, 9000453051, 9000453052, 9000453053, 9000453054, 9000453062, MP.B.1, MP.B.1MP.B.11, MP.B.27 MP.B.3, MP.B.30, MP.B.31, MP.B.33, MP.B.42, MP.B.47, MP.B.5, MP.B.59, MP.B.60, MP.B.61, MP.B.68

APPLICATION

CASE PÁ CARREGADEIRA W-7 COM PERKINS 6CIL, RETROESCAVADEIRA 580CK, RETROESCAVADEIRA 580E, RETROESCAVADEIRA 580H **CBT** TRATOR 1090 C/ PERKINS 6CIL. APÓS 1971, TRATOR 1100 C/ PERKINS 6CIL. APÓS 1971 **CHRYSLER-DODGE** CAMINHÕES 1400 TD 6x4 MWM, CAMINHÕES 950, CAMINHÕES D750, CAMINHÕES P400 COM PERKINS, CAMINHÕES P700 COM PERKINS **CLARK** EMPILHADEIRA 50, EMPILHADEIRA 60, EMPILHADEIRA C300, EMPILHADEIRA CHY 100, EMPILHADEIRA CHY 120, EMPILHADEIRA CHY 140, EMPILHADEIRA CHY 60, EMPILHADEIRA CHY 70, EMPILHADEIRA CHY 80, EMPILHADEIRA HY 40, TRATOR MICHIGAN 11, TRATOR MICHIGAN 111, TRATOR MICHIGAN 75A **EATON** EMPILHADEIRA D83C APÓS 1971, EMPILHADEIRA D83P APÓS 1971, EMPILHADEIRA D87P APÓS 1971, EMPILHADEIRA GL83C, EMPILHADEIRA GL83P, EMPILHADEIRA GL87P, PÁ CARREGADEIRA 1900, PÁ CARREGADEIRA 250A **FORD** CAMINHÃO 11000 COM MWM APÓS 1971, CAMINHÃO 12000 C/ PERKINS APÓS 1971, CAMINHÃO 13333 C/ PERKINS APÓS 1971, CAMINHÃO 2000 COM MWM APÓS 1971, CAMINHÃO 4000 COM MWM APÓS 1971, CAMINHÃO 7000 COM MWM APÓS 1971, CAMINHÃO F1000 COM MWM APÓS 1971, CAMINHÃO F11000 C/ PERKINS APÓS 1971, CAMINHÕES F4000 C/ MOTOR FORD APÓS 1971, CARGO C1218 MOTOR FORD 6.6 L DIESEL (MWM 4/6 CIL.), CARGO C1415 MOTOR FORD 6.6 L DIESEL (MWM 4/6 CIL.), CARGO C1418 MOTOR FORD 6.6 L DIESEL (MWM 4/6 CIL.), CARGO C1618 MOTOR FORD 6.6 L DIESEL (MWM 4/6 CIL.), CARGO F11000 COM MOTOR PERKINS 6CC, CARGO F12000 COM MOTOR PERKINS 6CC, CARGO F13333 (PERKINS 6 CIL.), CARGO F14000 COM MOTOR PERKINS 6CC, CARGO F4000 COM MOTOR FORD A DIESEL DE 4CC **FORD-NEW HOLLAND** TRATOR 4600 APÓS 1971, TRATOR 5000 APÓS 1971, TRATOR 6600 APÓS 1971 **GM-CAMINHÕES** CAMINHÃO DIESEL COM PERKINS 6CIL APÓS 1971, CAMINHÃO 2000 COM MWM APÓS 1971, CAMINHÃO 4000 COM MWM APÓS 1971, CAMINHÃO 7000 COM MWM APÓS 1971, CAMINHÃO DIESEL COM PERKINS 4CIL APÓS 1971, DIESEL COM DETROIT **HYSTER** EMPILHADEIRA C/ PERKINS 4CIL EMPILHADEIRA C/ GM 4CIL **MASSEY FERGUSON** PLANTADORA E SEMEADORA 220, TRATORES 275, TRATORES 285, TRATORES 290, TRATORES 295, TRATORES 296, TRATORES MF 290, TRATORES MF 295, TRATORES MF 296, TRATORES MF 296, TRATORES MF 296, TRATORES MF 85X, TRATOR MF 951, TRATOR MF 95X, TRATOR MF 95Y, TRATOR MF ALV/ALMET TODOS COM MOTOR MWM **VOLKSWAGEN** CAMINHÕES 11.130 6x4 COM MWM, CAMINHÕES 13.130 6x4 COM MWM, CAMINHÕES 6.140 ÁLCOOL, CAMINHÕES 6.80 C/ PERKINS

BUSHINGS KIT

SELF-LUBRICATE



CODE	FORMATION	OEM	MOTOR Nº
KIT SC1196-2X KIT SC1196-3X KIT SC1196-STD	1 x SC014-STD 1 x SC3025-STD	BOSCH - WAPSA	377911023G, 377911023P, 9000081010, F000AL0401, F000AL0402, F000AL0414, F.000.AL0.415

APPLICATION

VOLKSWAGEN FOX 1.0, FOX1.6, GOL BOLINHA MI, PARATI MI, POLO 1.6 APÓS 05, SANTANA, SAVEIRO 1.6 TOTAL FLEX, SPACECROSS 1.6 TOTAL FLEX, SPACEFOX 1.6 TOTAL FLEX, VOYAGE 1.0 FLEX, VOYAGE 1.6 FLEX



CODE	FORMATION	OEM	MOTOR Nº
KIT SC1197-2X KIT SC1197-3X KIT SC1197-STD	1 x SC067-STD 1 x SC089-STD 1 x SC090-STD	BOSCH - WAPSA	0.001.367.029, 0.001.368.302, 9.000.083.013, 9.000.083.027, 9.000.083.028, 9.000.083.031, 9.000.083.035, 9.000.083.036, 9.000.083.037, 9.000.083.038, 9.000.083.042, 9.000.083.043, 9.000.083.050, 9.000.083.053, 9.000.083.054, 9.000.083.055, 9.000.083.056, 9.000.083.058, 9.000.083.059, 9.000.083.061, 9.000.083.064, 9.000.083.065, 9.000.083.066, 9.000.083.067, 9.000.083.068, 9.000.083.069, 9.000.083.071, 9.000.083.072, 9.000.083.073, 9.000.083.074, 9.000.083.075, 9.000.083.076, 9.000.083.077, 9.000.083.082, 9.000.453.008, 9.000.453.072, 9.000.453.074, 9.000.453.075, 9.000.453.076, 9.000.453.079, 9.000.453.086, 9.000.453.088, 9.000.453.089, 9.000.453.090, 9.000.453.091

APPLICATION

AGRALE 7500TD (TD229 EC-4) 09/94, CAMINHÕES 1600D (MWM-D229-3), CAMINHÕES 1800D (MWM-D229-4), CAMINHÕES 4500D (D229-3) 09/94 MOTOR MWM, CAMINHÕES 5000D (D229-3) 09/94, CAMINHÕES 6150 (TD229-6) 08/99, CAMINHÕES 7000D (D229-4), CAMINHÕES TX 1600 (MWM-D229-3) APÓS 01/85 **CASE** ESCAVADEIRA DE ESTEIRA 80CR (MWM-D229-6) **CBS** TRATOR 2080 (MBB-OM314) ATÉ 03/82, TRATOR 2105 (MBB-OM352) ATÉ 03/82 **DIVERSAS** ESCAVADEIRA DE RODAS 80P (MWM-D229-6) **FIAT** CAMINHÕES FIAT 120 (8360), CAMINHÕES FIAT 130 (CP-3), CAMINHÕES FIAT 140 (8360), CAMINHÕES FIAT 80, CAMINHÕES FIAT 80S (8340) **FORD** CAMINHÕES CARGO MODELOS 14115 TURBO, CAMINHÕES CARGO MODELOS 1416 TURBO, CAMINHÕES CARGO MODELOS 16117 **MASSEY FERGUSON** RATORES 400, TRATORES 235, TRATORES 250, TRATORES 265, TRATORES 285, TRATORES 290, TRATORES 296, TRATORES 50, TRATORES 55X, TRATORES 65XR, TRATORES 85X, TRATORES 90 **MAXION** COLHEITADEIRA MF 1630 (PERK-A 4248) APÓS 11/8 **MERCEDES-BENZ** CAMINHÕES 1714K, CAMINHÕES 1717L, CAMINHÕES 1718K, CAMINHÕES 1720, CAMINHÕES 1723, CAMINHÕES L1620, CAMINHÕES L608D (OM314), CAMINHÕES LA1513, CAMINHÕES LS1518



CODE	FORMATION	OEM	MOTOR Nº
KIT SC1199-2X KIT SC1199-3X KIT SC1199-STD	1 x SC093-STD 1 x SC094-STD 1 x SC095-STD	BOSCH - WAPSA	9.000.452.003, MPB.12, MWB.17, MWB.18

APPLICATION

VOLKSWAGEN BRASÍLIA(GASOLINA E ÁLCOOL) APÓS 07/82, GOL, KOMBI COM MOTOR 1.6 DIESEL TODOS REFRIGERADOS A AR, SAVEIRO (GASOLINA E ÁLCOOL) APÓS 07/82, SAVEIRO COM MOTOR 1.6 DIESEL, SEDAN 1300, SEDAN 1500



CODE	FORMATION	OEM	MOTOR Nº
KIT SC1201-STD	1 x SC1963-STD 1 x SC3035-STD 1 x SC080-STD 1 x SC3008-STD	BOSCH - WAPSA	0001107015, 0001107018, 0001107045, 0001107054, 0001107068, 0001108048, 053911023A, 053911023B, 058911023A, 058911023B, 195100503000, 605128470, 90512189, 90518627

APPLICATION

ALFA ROMEO CARROS 164 2.0, CARROS 164 3.0, CARROS SPIDER 3.0 V6 12V **AUDI** CARROS 80 1.8, CARROS 80 2.0, CARROS A4 1.8, CARROS A6 2.0 **CHEVROLET - GM** CARROS ASTRA 2.0I 16V, CARROS OMEGA, CARROS VECTRA 2.0 16V, CARROS ZAFIRA 2.0I SFI 16V **OPEL** CARROS ASTRA 2.0I, CARROS CALIBRA 2.0I 16V **VOLKSWAGEN** CARROS GOL II 2.0 MI 16V, CARROS GOL III 1.6 MI, CARROS GOL III 1.8 MI, CARROS GOL III 2.0 MI, CARROS PARATI II 2.0I 16V, CARROS PASSAT 1.8, VARIANT




CODE	FORMATION	OEM	MOTOR Nº
KIT SC1202-2X KIT SC1202-3X KIT SC1202-STD	1 x SC074-STD 1 x SC014-STD	BOSCH - WAPSA	9.000.082.009, MW.V.12

APPLICATION

VOLKSWAGEN BRASÍLIA 1300 COM MOTOR A ÁLCOOL, BRASÍLIA 1600 COM MOTOR A GASOLINA, CARRO SP-2 APÓS 1967, CARRO TC 1967 ATÉ 1981, CARRO TL 1967 ATÉ 1981, GOL 1.3 A AR, GOL 1.6 A AR, KARMAN GHIA TC 1600, KOMBI 1500, KOMBI 1600 COM MOTOR A ÁLCOOL, KOMBI 1600 COM MOTOR A GASOLINA, SEDAN 1300 COM MOTOR A ÁLCOOL, SEDAN 1300 COM MOTOR A GASOLINA, SEDAN 1500 COM MOTOR A GASOLINA, SEDAN 1600 COM MOTOR A ÁLCOOL, SEDAN 1600 COM MOTOR A GASOLINA, VARIANT II

BUSHINGS KIT


SELF-LUBRIFICATE



CODE	FORMATION	OEM	MOTOR Nº
KIT SC1203-2X KIT SC1203-3X KIT SC1203-STD	1 x SC093-STD 1 x SC014-STD	BOSCH - WAPSA	0.001.208.517, 0.001.211.210, 0.001.211.219, 554911023B, 9.000.082.009, 9.000.082.025, 9.000.082.030, 9.000.082.032, 9.000.082.034, 9.000.082.035, 9.000.082.041, 9.000.082.042, 9.000.082.043, 9.000.082.045, 9.000.082.046, 9.000.082.046, 9.000.082.051, 9.000.082.055, 9.000.082.062, 9.000.082.064, 9.000.082.065, 9.000.082.069, 9.000.082.072, 9.000.082.074, 9.000.082.076, 9.000.082.077, 9.000.082.078, ZBA911023A

APPLICATION


FORD BELINA II ATÉ 1982, CORCEL, DEL-REY ATÉ 1982 **VOLKSWAGEN** BRASILIA 1.3(BK E BN) DE 10/74 ATÉ 12/81, BRASILIA 1.6 (BK E BN) DE 10/74 ATÉ 12/81, FUSCA, GOL 1.3 ATÉ 12/93 (ÁLCOOL E GASOLINA), GOL 1.5 ATÉ 12/93 (ÁLCOOL E GASOLINA), GOL 1.6 ATÉ 12/93 (ÁLCOOL E GASOLINA), KOMBI 1.6 (ÁLCOOL E GASOLINA) DE 08/82 ATÉ 12/93 PASSAT



CODE	FORMATION	OEM	MOTOR Nº
KIT SC1204-STD	1 x SC1963-STD 1 x SC3035-STD 1 x SC3008-STD 1 x SC3025-STD	BOSCH - WAPSA	0.001.125.048, 0001115007, 0001121001, 0001121003, 0001121006, 0001121007, 0001121008, 0001121009, 0001121010, 0001121011, 0001121015, 0001121016, 0001121017, 0001121018, 0001121026, 0001121028, 0001123001, 0001124011, 0001125001, 0001125002, 0001125003, 0001125006, 0001125007, 0001125008, 0001125011, 0001125012, 0001125013, 0001125031, 0001125039, F.000.AL0.502

APPLICATION


VOLKSWAGEN PÓLO 1.0 16V, POLO 1.6, POLO 2.0, PÓLO SEDAN 2.0 APÓS 2002 (BBX), PÓLO SEDAN APÓS 2002 (ARA) **VOLVO** S80 2.8 T6 COM MOTOR B 6284 T, S80 2.9L COM MOTOR B 6304 S3



CODE	FORMATION	OEM	MOTOR Nº
KIT SC1205-2X KIT SC1205-STD	1 x SC3035-STD 1 x SC093-STD	BOSCH - WAPSA	0001107003, 0001107004, 0001107005, 0001107006, 0001107022, 0001107023, 0001107025, 0001107026, 0001107094, 0001108043, 0001108044, 0001108060, 0001108076, 0001108077, 0001108096, 0001108097, 0001109001, 0001109002, 0001109006, 0001109007, 0001109017, 0001110031, 0001110032, 0001110061, 0001110062, 0001110069, 0001110070, 0001110084, 0001110085, 0001110086, 0001110087, 0001110118, 0001110119, 0001112010, 0001112011, 0001114009, 0001114010

APPLICATION


VOLKSWAGEN GOL BOLA MI 1.6 (SEM AR) E GOL BOLA MI 1.8 (COM AR), PARATI, SANTANA, SAVEIRO



CODE	FORMATION	OEM	MOTOR Nº
KIT SC1209-2X KIT SC1209-3X KIT SC1209-STD	1 x SC004-STD 1 x SC008-STD	BOSCH - WAPSA	1.007.014.100, MF3, MP.MF312V22CV, MP3

APPLICATION

MASSEY FERGUSON 65RX, TRATOR 50 ATÉ 1971, TRATOR 55X ATÉ 1971, TRATOR 65X ATÉ 1971, TRATOR MF 235 COM MOTOR 3.152 A, TRATOR MF 265 COM MOTOR D 4.203 A, TRATOR MF 295 COM MOTOR PERKINS 6.358 A, TRATOR MF 295/4 COM MOTOR PERKINS 6.358 A, TRATOR MF 296 COM MOTOR PERKINS 6.354-4 A, TRATOR MF 296/4 COM MOTOR PERKINS 6.354-4 A, TRATOR MF 65R ATÉ 1971, TRATOR MF250, TRATOR MF50X, TRATOR MF55X, TRATOR MF65X, TRATORES 55



CODE	FORMATION	OEM	MOTOR Nº
KIT SC1211-STD	1 x SC1963-STD 1 x SC3005-STD 1 x SC3008-STD 1 x SC3025-STD	BOSCH - WAPSA	0001121402, 0001121403, 0001121408, 0001121409, 0001121410, 0001121411, 0001121412, 0001121413, 0001121418, 0001121419, 0001121420, 0001121421, 0001121422, 0001121423, 0001121427, 0001121428, 0001121435, 0001121443, 0001121444

APPLICATION

FORD ESCORT 1.1 COM MOTOR GSG, FIESTA 1.0L COM MOTOR TLB, FIESTA 1.3I COM MOTOR J6C, FIESTA 1.3L COM MOTOR JBC, FIESTA 1.4I FLAIR FUN COM MOTOR CVH14 / PTE



CODE	FORMATION	OEM	MOTOR Nº
KIT SC1212-STD	1 x SC1101-STD 1 x SC2144-STD 1 x SC1261-STD 1 x SC3008-STD	BOSCH - WAPSA	9000331411

APPLICATION

FIAT DUCATO **FORD** F250 **MERCEDES-BENZ** CAMINHÕES SPRINTER 310D 2.5 TURBO DIESEL COM MOTOR OM 014 A, CAMINHÕES SPRINTER 312D 2.5 TURBO DIESEL COM MOTOR OM 014 LA, CAMINHÕES SPRINTER 412D 2.5 TURBO DIESEL COM MOTOR OM 014 LA

BUSHINGS KIT

SELF-LUBRICATE



CODE	FORMATION	OEM	MOTOR Nº
KIT SC1215-STD	1 x SC3005-STD 1 x SC067-STD 1 x SC1726-STD	BOSCH - WAPSA	0.001.362.046, 0.001.362.081, 0.001.368.001, 0.001.368.301

APPLICATION

SCANIA SÉRIES BN, SÉRIES CN, SÉRIES F, SÉRIES K, SÉRIES L, SÉRIES N, SÉRIES S



CODE	FORMATION	OEM	MOTOR Nº
KIT SC1216-STD	1 x SC2024-STD 1 x SC2072-STD 1 x SC1856-STD 1 x SC2056-STD	BOSCH - WAPSA	280000L071, 28100-0L070, 28100-0L071, F000AL0111, F000AL0153

APPLICATION

mitsubishi L200 **TOYOTA** HILUX 2.5 DIESEL 2007>2010, HILUX 3.0 16V TURBO INTERCOOLER, HILUX 3.0 SW4 16V TURBO INTERCOOLER



CODE	FORMATION	OEM	MOTOR Nº
KIT SC1218-2X KIT SC1218-STD	1 x SC3035-STD 1 x SC014-STD	BOSCH - WAPSA	F.000.AL0.310

APPLICATION

FIAT DOBLÔ EX 1.3i 16V FIRE COM MOTOR FIRE, FIORINO 1.3 MPI 8V FLEX FURGÃO ANO 2007, FIORINO 1.3 MPI 8V FURGÃO ANO 2003 ATÉ 2006, PALIO 1.0 8V COM MOTOR FIRE 178 ANO 2000, PALIO 1.0 MPI 16V COM MOTOR 178 D8.011 ANO 2000, PALIO 1.3 MPI 16V COM MOTOR 178 D6.011 ANO 2000, PALIO WEEKEND 1.0 8V COM MOTOR FIRE 178 ANO 2000, PALIO WEEKEND 1.0 MPI 16V COM MOTOR 178 D8.011 ANO 2000, PALIO WEEKEND 1.3 MPI 16V COM MOTOR 178 D6.011 ANO 2000, SIENA 1.0 MPI 16V COM MOTOR 178 D8.011 ANO 2000, SIENA 1.3 MPI 16V COM MOTOR 178 D6.011 ANO 2000, STRADA 1.0 8V COM MOTOR FIRE 178, STRADA COM MOTOR 1.3 16V FIRE 178 ANO 2000, UNO MILLE ECONOMY 1.0



CODE	FORMATION	OEM	MOTOR Nº
KIT SC1221-STD	1 x SC1101-STD 1 x SC080-STD 1 x SC1261-STD 1 x SC3008-STD	BOSCH - WAPSA	9000331419

APPLICATION

MERCEDES-BENZ FURGÃO, MB 100 D COM MOTOR OM 616.963, MB 180 D COM MOTOR 616, SPRINTER 310D, SPRINTER 312D, SPRINTER 412D



CODE	FORMATION	OEM	MOTOR Nº
KIT SC1222-2X KIT SC1222-STD	1 x SC014-STD 1 x SC3025-STD	BOSCH - WAPSA	5ZO.911.023, F000AL0402, F000AL0415

APPLICATION

VOLKSWAGEN CROSSFOX 1.6 TOTAL FLEX 2005>, FOX 1.0 2003>2005, FOX 1.0 TOTAL FLEX 2002>2014, FOX 1.6 2003>2004, FOX 1.6 I MOTION TOTAL FLEX 2009>, FOX 1.6 TOTAL FLEX 2003>, GOL GV 1.0 TOTAL FLEX 2008>2012, GOL GV 1.6 TOTAL FLEX 2008>2012, GOL GVI 1.0 TOTAL FLEX 2012>, GOL GVI 1.6 I-MOTION TOTAL FLEX 2012>, GOL GVI 1.6 TOTAL FLEX 2012>, GOLF GIV 1.6 2001>2007, GOLF GIV 1.6 TOTAL FLEX 2006>2013, POLO 1.6 2002>2006, POLO 1.6 TOTAL FLEX 2004>2011, POLO SEDAN 1.6 2002>2006, POLO SEDAN 1.6 TOTAL FLEX 2004>2011, SAVEIRO V 1.6 TOTAL FLEX 2009>, SPACE CROSS 1.6 TOTAL FLEX 2011>, SPACEFOX 1.6 TOTAL FLEX 2006>, VOYAGE 1.0 FLEX 2012> VOYAGE 1.0 TOTAL FLEX 2008>2012, VOYAGE 1.6 FLEX 2012>, VOYAGE 1.6 I MOTION FLEX 2012>, VOYAGE 1.6 TOTAL FLEX 2008>2012



CODE	FORMATION	OEM	MOTOR Nº
KIT SC1227-STD	3 x SC1902-STD	BOSCH - WAPSA	

APPLICATION

DIVERSAS KIT PLANETÁRIA



CODE	FORMATION	OEM	MOTOR Nº
KIT SC1228-STD	1 x SC1871-STD 1 x SC2203-STD 1 x SC067-STD 1 x SC2081-STD	BOSCH - WAPSA	0001230003, 0001231002, 0001231033, A0051512001, A0051512201, RE506589

APPLICATION

JOHN DEERE TRATOR 5090M **MERCEDES-BENZ** 2423 COM MOTOR OM 906 LA, 712C COM MOTOR OM 904LA, 915 OM915 A APÓS 02/98, ATEGO 1215 COM MOTOR OM 904 ATEGO 1215 COM MOTOR OM 904.922, ATEGO 1215 COM MOTOR OM 904.950, ATEGO 1218 COM MOTOR OM 900.913, ATEGO 1218 COM MOTOR OM 904.951, ATEGO1418 COM MOTOR OM 904 (EURO III), AXOR 1933 COM MOTOR OM 926LA(EURO III), L1218 OM904 LA - APÓS 07/01, O500R SÉRIE 9T 914 C/LO OM904LA - APÓS 10/98, SÉRIE 12T - 1215 C OM904 LA - APÓS 05/99, SÉRIE 7T - 712C OM904 LA - APÓS 10/98

BUSHINGS KIT

SELF-LUBRIFICATE



CODE	FORMATION	OEM	MOTOR Nº
KIT SC1232-STD	1 x SC1101-STD 1 x SC2203-STD 1 x SC067-STD 1 x SC2081-STD	BOSCH - WAPSA	0001231016, 0001262021, 100E17, 1231016, 4892338

APPLICATION

IVECO CAMINHÕES EUROCARGO 100 E17, CAMINHÕES EUROCARGO 100 E18, CAMINHÕES EUROCARGO 100 E21, CAMINHÕES EUROCARGO 120 E17, CAMINHÕES EUROCARGO 140 E18, CAMINHÕES EUROCARGO 140 E24, CAMINHÕES EUROCARGO 150 E24, CAMINHÕES EUROCARGO 150 E28, CAMINHÕES EUROCARGO 180 E21, CAMINHÕES EUROCARGO 180 E24, CAMINHÕES EUROCARGO 180 E28, CAMINHÕES EUROCARGO 75 E12, CAMINHÕES EUROCARGO 75 E13, CAMINHÕES EUROCARGO 75 E14, CAMINHÕES EUROCARGO 75 E15, CAMINHÕES EUROCARGO 75 E17, CAMINHÕES EUROCARGO 75 E18, CAMINHÕES EUROCARGO 80 E15, CAMINHÕES EUROCARGO 80 E17, CAMINHÕES EUROCARGO 80 E18, CAMINHÕES EUROCARGO 80 E21, CAMINHÕES EUROCARGO 90 E17, CAMINHÕES EUROCARGO 90 E18, CAMINHÕES EUROCARGO 90 E21



CODE	FORMATION	OEM	MOTOR Nº
KIT SC1237-STD	3 x SC1902-STD	BOSCH - WAPSA	

APPLICATION

CHEVROLET-GM CELTA, CORSA, OMEGA, VECTRA **FIAT** DOBLO, PALIO, SIEN, STRADA, UNO **FORD** COURRIER, FIESTA **VOLKSWAGEN** GOL I, LOGUS, PARATI, POINTER, SANTANA, SAVEIRO



CODE	FORMATION	OEM	MOTOR Nº
KIT SC1241-STD	1 x SC1916-STD 1 x ROLAMENTO REF. HK-2216 1 x ROLAMENTO REF. 6202-2RS	BOSCH - WAPSA	0001370001, 0001370002, 0001371001, 9000453029, 9000453064, 9000453065, 9000453066, 9000453067, 9000453068, 9001453586, 9001453610, 9001453646, F000AL0801, F000AL1557, F000AL1561, F000AL1562, F000AL1574

APPLICATION

FORD CAMINHÕES CARGO C 4030 **MERCEDES-BENZ** CAMINHÕES 1625 L, CAMINHÕES 1625 LS, CAMINHÕES 1630 LS, CAMINHÕES 1825 LG, CAMINHÕES 1935 LS, CAMINHÕES 1941 LS, CAMINHÕES 2325 L, CAMINHÕES 2325 LB, CAMINHÕES 2325 LK, CAMINHÕES 2635 L, ÔNIBUS O400 R, ÔNIBUS O400 RS, ÔNIBUS O400 RSD, ÔNIBUS O400 RSL, ÔNIBUS O400 UP, ÔNIBUS O400 UPA, ÔNIBUS OH1625 L, ÔNIBUS OH1628 L, ÔNIBUS OH1635 L, ÔNIBUS OHL1624 G, ÔNIBUS OHL1628, ÔNIBUS OHL1630, ÔNIBUS OHL1635



CODE	FORMATION	OEM	MOTOR Nº
KIT SC1245-2X KIT SC1245-3X KIT SC1245-STD	1 x SC082-STD 1 x SC014-STD	BOSCH - WAPSA	0001107016, 0001107016,, 0001107016,, 9000082010, 9000082013, 9000082017, 9000082020, 9000082021, 9000082023, 9000082025, 9000082028, 9000082031, 9000082033, 9000082035, 9000082036, 9000082037, 9000082039, 9000082040, 9000082041, 9000082042, 9000082043, 9000082048, 9000082049, 9000082051, 9000082052, 9000082053, 9000082054, 9000082058, 9000082061, 9000082062, 9000082063, 9000082065, 9000082066, 9000082067, 9000082069, 9000082070, 9000082071, 9000082072, 9000082073, 9000082075, 9000082079, 9000082080, 9000082081, 9000082082, 9000082083, 9000082084, 9000082085, F000AL0304, F000AL0314

APPLICATION

AGRALE SÉRIE 4000 MODELO 4100 MOTOR AGRALE-M90T 08/77, SÉRIE M. M70 08/77 Á 12/81, SÉRIE M. M85 08/77, SÉRIE M. M90 08/77, SÉRIE M. M93 ID 01/82, SÉRIE TX TX 1100 M790 01/82 Á 09/85 **ALFA ROMEO** 2300 B APÓS 10/83 ATÉ 12/87, 2300 B COM AR, 2300 B DE 09/82 ATÉ 09/83, 2300 D APÓS 10/83 Á 12/87, 2300 D DE 09/82 ATÉ 09/83, 2300 TI APÓS 10/83 ATÉ 12/87, 2300 TI DE 09/82 ATÉ 09/83 **ALGRALE** SÉRIE M. M80 08/77 **CBT** 2080 E 2105, 8060 4X4 OM 314 E OM 352) 10/76 - 12/78 - 01/84, SÉRIE 1000, SÉRIE 2000, SÉRIE 8000 (1065 E 1105 **CHEVROLET-GM** CELTA 1.0 MOTOR C10NE, CHEVETTE 1.4, CHEVETTE 1.6, CHEVETTE JUNIOR, CHEVY 1.6 ÁLCOOL, CHEVY 1.6 GASOLINA, CORSA 1.6 EFI B 16 NZ SOHC, IPANEMA 1.8, KADETT 1.8 ÁLCOOL, KADETT 1.8 GASOLINA, KADETT 2.0, MARAJÓ 1.4 ÁLCOOL, MARAJÓ 1.4 GASOLINA APÓS 02/81, MARAJÓ 1.4 GASOLINA DE 08/76 ATÉ 01/81, MARAJÓ 1.6, MONZA 1.6 ÁLCOOL, MONZA 1.6 GASOLINA, MONZA 1.8 ÁLCOOL, MONZA 1.8 GASOLINA, MONZA 2.0, MONZA 2.0i ÁLCOOL, MONZA 2.0i GASOLINA, MONZA COM TRANSMISSÃO AUTOMÁTICA **CHRYSLER DODGE** DODGE 1800 POLARA **FIAT** 147, 147 APÓS 10/83, 147 ATÉ 04/82, 147 CITY, 147 EUROPA, 147C, DUNA 60, DUNA 60 WEEKEND, DUNA 70, DUNA 70 WEEKEND 10/86 Á 12/90, ELBA 1.3, ELBA 1.3 ÁLCOOL, ELBA 1.3 GASOLINA, ELBA 1.5, ELBA 1.5 ÁLCOOL, ELBA 1.5 ÁLCOOL ATÉ 06/89, ELBA 1.5 GASOLINA, ELBA 1.5 GASOLINA ATÉ 06/89, ELBA 1.6, ELBA 1.6 10/85, ELBA 1.6 ÁLCOOL, ELBA 1.6 GASOLINA, FIAT 147, FIORINO 1.5 ÁLCOOL, FIORINO 1.5 GASOLINA, FIORINO 1.6 ÁLCOOL, FIORINO 1.6 GASOLINA, FIORINO A GASOLINA APÓS 10/83, FIORINO ÁLCOOL APÓS 10/83, FIORINO ÁLCOOL ATÉ 04/82, FIORINO ÁLCOOL DE 04/82 ATÉ 05/83, FIORINO GASOLINA DE 04/82 ATÉ 05/83, GLS, OGGI, PANORAMA, PANORAMA APÓS 10/83, PANORAMA ATÉ 04/82, PICK-UP, PRÊMIO (DUNA), PRÊMIO 1.3, PRÊMIO 1.3 ÁLCOOL, PRÊMIO 1.3 GASOLINA, PRÊMIO 1.5, PRÊMIO 1.5 ÁLCOOL, PRÊMIO 1.5 ÁLCOOL ATÉ 06/89, PRÊMIO 1.5 GASOLINA PRÊMIO 1.5 GASOLINA ATÉ 06/89, PRÊMIO 1.5 SPI, PRÊMIO 1.6, PRÊMIO 1.6 ÁLCOOL, PRÊMIO 1.6 GASOLINA, RALLY, SPAZIO, SPAZIO RACING, SPAZIO TR (127 A 01/79 ATÉ 12/79), TEMPRA, TEMPRA 16V, TEMPRA 16VFIAT: TEMPRA TURBO, TEMPRA 2.0 MPI 16V, TEMPRA 2.0 SPI 8V, TEMPRA TURBO MPI, TIPO 1.6 IE, TIPO 1.6 MPI, TIPO 1.6 SPI, UNO, UNO 1.5, UNO 1.5 ÁLCOOL, UNO 1.5 ÁLCOOL ATÉ 06/89, UNO 1.5 GASOLINA, UNO 1.5 GASOLINA ATÉ 06/89, UNO 1.5 SPI 06/01, UNO 1.6, UNO 1.6 ÁLCOOL, UNO 1.6 GASOLINA, UNO 1.6 MPI, UNO 1.6 SPI, UNO MILLE **FORD** ESCORT COM MOTOR ZETEC 1.8, MONDEO CLX, PICK-UP F100, PICK-UP F75 **GURGEL** SEDAN, SUPERMINI **LADA** LAIKA 1.5, LAIKA 1.6, NIVA 1.5, NIVA 1.6 **MOTOR TIETÉ** MOTOR ESTACIONÁRIO RD900 900L APÓS 06/81 ATÉ 08/82, MOTOR ESTACIONÁRIO RD900 900L ATÉ 05/81, MOTOR ESTACIONÁRIO RD950 950L APÓS 06/81 ATÉ 08/82, MOTOR ESTACIONÁRIO RD950 950L APÓS 09/82, MOTOR ESTACIONÁRIO RD950 950L ATÉ 05/81, MOTORES ESTACIONÁRIOS RD900 900L APÓS 09/82 **RENAULT** R18, TRAFIC 2.2 (J6R) **YANMAR** MICROTRATOR TC11, MICROTRATOR TC11 SUPER (NS11)



CODE	FORMATION	OEM	MOTOR Nº
KIT SC1246-2X KIT SC1246-3X KIT SC1246-STD	1 x SC093-STD 1 x SC094-STD	BOSCH - WAPSA	9.000.451.011, MP.B.19, MP.B.25,, MWB19

APPLICATION

FORD ESCORT, PAMPA; **VOLKSWAGEN** GOL1.6 COM MOTOR A ÁLCOOL REFRIGERADO A ÁGUA, GOL1.6 COM MOTOR A GASOLINA REFRIGERADO A ÁGUA, PARATI COM MOTOR 1.6 ÁLCOOL REFRIGERADO A ÁGUA, PARATI COM MOTOR 1.6 GASOLINA REFRIGERADO A ÁGUA, PASSAT1.6L COM MOTOR A ÁLCOOL REFRIGERADO A ÁGUA, PASSAT1.6L COM MOTOR A GASOLINA REFRIGERADO A ÁGUA, SAVEIRO COM MOTOR 1.6 GASOLINA REFRIGERADO A ÁGUA, SAVEIROCOM MOTOR 1.6 ÁLCOOL REFRIGERADO A ÁGUA, VOYAGE1.6 COM MOTOR A ÁLCOOL REFRIGERADO A ÁGUA, VOYAGE1.6 COM MOTOR A GASOLINA REFRIGERADO A ÁGUA

BUSHINGS KIT

SELF-LUBRICATE



CODE	FORMATION	OEM	MOTOR Nº
KIT SC1247-2X KIT SC1247-3X KIT SC1247-STD	2 x SC067-STD 1 x SC068-STD	BOSCH - WAPSA	0.001.358.030, 9.000.082.020, 9.000.083.000, 9.000.083.001, 9.000.083.004, 9.000.083.011, 9.000.083.014, 9.000.083.015, 9.000.083.016, 9.000.083.018, 9.000.083.024, 9.000.083.029, 9.000.083.030, 9.000.301.000;

APPLICATION

AGRALE TX 1600 (MWM-D229-3) ATÉ 12/94 **BRASÍLIA** TRATOR 300C, TRATOR 400 **CASE** COLHETADEIRA 960, PÁ CARREGADEIRA W-20 COM MBB **CBT** TRATOR 1105(MBB-OM352) ATÉ 09/76 **CHRYSLER DODGE** CAMINHÃO 400, CAMINHÃO 700, CAMINHÃO D100, CAMINHÃO D950 COM MWM ATÉ 07/77, CHERGER, DODGE DART, GRAN COUPE, SE, SEDAN **CLARK** GUINDASTE COM MBB, TRATOR 65R, TRATOR 75II ATÉ 09/76, TRATOR MICHIGAN 55A **FIAT** CAMINHÃO FIAT 100 CO-3 VARIANT 36, CAMINHÃO FIAT 130 CP-3, CAMINHÃO FIAT 70 C 03, CAMINHÃO FIAT C 03-36 **J. I. CASE** CHASSI PARA ÔNIBUS OF, CHASSI PARA ÔNIBUS OH 1316 OM352A DE 04/75 ATÉ 76, TRATOR W20 (MBB-OM352) DE 04/75 ATÉ 09/76 **KOMATSU** TRATOR D50 A MBB-OM352 **MALVES** MOTONIVELADORA MD120, TRATOR MD700 **MASSEY FERGUSON** PLANTADORA SÉRIE 210, PLANTADORA SÉRIE 310, SEMEADORA SÉRIE 210, SEMEADORA SÉRIE 310, TRATOR 235, TRATOR 250, TRATOR 265, TRATOR 285, TRATOR 50, TRATOR 55X, TRATOR 65XR, TRATOR 85X, TRATOR 95, TRATOR MF235 COM MOTOR PERKINS A 3152 **MAXION** TRATOR 9110, TRATOR 9130, TRATOR 9150, TRATOR 917 PERK-A 6354-4, TRATOR 917 PERK-AT 6354-4, TRATOR MF 235 (PERK-A 3152) ATÉ 12/86, TRATOR MF 295, TRATOR MF 295/4 PERK-A 6354 APOS 11/83, TRATOR MF 295/4 PERK-A 6358, TRATOR MF 400 (PERK-A 6358) **MERCEDES BENZ** CAMINHÃO 1013, CAMINHÃO 1016, CAMINHÃO 1016, CAMINHÃO 1113, CAMINHÃO 1313, CAMINHÃO 1316, CAMINHÃO 1513, CAMINHÃO 1516, CAMINHÃO 2213 OM352, CAMINHÃO 2216 OM352A DE 04/75 ATÉ 09/76, CAMINHÃO L 608D OM314, CHASSI PARA ÔNIBUS 1313 OM352 DE 04/75 ATÉ 09/76, CHASSI PARA ÔNIBUS OF, CHASSI PARA ÔNIBUS OH 1113, MOTOR, MOTOR ESTACIONÁRIO, MOTOR ESTACIONÁRIO OM 314 ATÉ 09/76, MOTOR GERADOR, MOTOR GERADOR OM 314 ATÉ 09/76, MOTOR INDUSTRIAL, MOTOR INDUSTRIAL OM 314 ATÉ 09/76, MOTOR MARÍTIMO OM 314 ATÉ 09/76, MOTOR MARÍTIMO OM 352, MOTOR MARÍTIMO OM 352A DE 04/75 ATÉ 09/76, MOTOR 362 COM MOTORES OM352 **MULLER** ESCAVADEIRA HIDRÁULICA - DRAGA, ESCAVADEIRA HIDRÁULICA (MWM - AP E VP), ROLO AP 21 E ROLO VP ATÉ 09/76, ROLO COMPACTADOR RT 62/82H (MWM - AP E VP), ROLO COMPACTADOR RT 62/82H DRAGA, ROLO COMPACTADOR RT 62/82H TODOS COM MWM **MWM** MOTOR 6 CILINDROS, MOTOR D225-3, MOTOR D225-4, MOTOR D225-6 ATÉ 07/77, MOTOR D229-3 ATÉ 07/85, MOTOR DE 4 CILINDROS **POCLAIN** GUINDASTE 142 CV ATÉ 09/76, GUINDASTE 95 CV **TEMA TERRA** ROLO COMPACTADOR CP 22 ATÉ 09/76, ROLO COMPACTADOR CP 27, ROLO COMPACTADOR SP 3500, ROLO COMPACTADOR SP 5500, ROLO COMPACTADOR TT 1014, VARREDEIRA, VIBRADOR CA 25 **VALMET** 68, 68 CAFFEEIRO, 68 ESPECIAL (MWM D229-3) ATÉ 07/85, TRATOR 110ID (MWM D225-6), TRATOR 62ID, TRATOR 651D (MWM D225-3), TRATOR 85ID (MWM D225-4) ATÉ 07/77 **VIBRO** ROLO COMPACTADOR 27, ROLO COMPACTADOR CP 22, VIBRADOR CA 25 ATÉ 09/76 **YANMAR** MOTOR ESTACIONÁRIO A E-1, MOTOR ESTACIONÁRIO A E-2 ATÉ 08/77



CODE	FORMATION	OEM	MOTOR Nº
KIT SC1248-2X KIT SC1248-3X KIT SC1248-STD	1 x SC091-STD 1 x SC092-STD	BOSCH - WAPSA	0.001.410.021, 0.001.410.041, 0.001.410.089, 0.001.416.002, 0.001.416.076, 0.001.417.001, 0.001.417.005, 0.001.417.015, 0.001.417.042, 0.001.417.047, 0.001.417.064, 0.001.417.065, 0.001.417.075, 190.24.013, 190.24.038, 190.24.063, 190.24.135, 4.860.000.003; 9.000.084.005, 9.000.084.007, 9.000.084.008, 9.000.084.009, 9.000.084.010, 9.000.084.011, 9.000.084.012, 9.000.084.013, 9.000.084.014, 9.000.084.015, 9.000.084.018, 9.000.084.019, 9.000.084.020, 9.000.084.021, 9.000.084.022, 9.000.084.023, 9.000.084.024, 9.000.084.026, 9.000.084.061

APPLICATION

DETALHE SÉRIE 821 B 6CT 06/96 **FIAT** CAMINHÕES 180 (120.50), CAMINHÕES FIAT 190 (8210), CAMINHÕES FNM 210 CM (120.08) **FIAT-ALLIS** CARGO 1117, CARGO 1218 CARGO 1314, CARGO 1317; CARGO 1418, CARGO 1514, CARGO 1517, CARGO 1615, CARGO 1618, CARGO 1619, CARGO 2215, CARGO 2218, CARGO 2218T, CARGO 2319, CARGO-WORLD-TRUCK, SÉRIE - AD 14C, SÉRIE FD 170, SÉRIE FG 105, SÉRIE FR 140, SÉRIE FR 180, SÉRIE-FR **HUBER-WARCO** MOTONIVELADORA 135 S, MOTONIVELADORA 140, MOTONIVELADORA 155 S, MOTONIVELADORA 155 S **IVECO** CAMINHÃO EURO TRAKKER COM MOTOR 8210.42K, CAMINHÃO EURO TRAKKER COM MOTOR 8210.42L, SÉRIE 180, SÉRIE 240, SÉRIE 260, SÉRIE 440 E **KOMATSU** TRATOR DE ESTEIRA D60 E, TRATOR DE ESTEIRA D60 F, TRATOR DE ESTEIRA D65 E, TRATOR DE ESTEIRA D73 E, TRATOR DE ESTEIRA T60, TRATOR DE ESTEIRA T65, TRATORES D60A C/ MOTOR CUMMINS N 855, TRATORES D60E C/ MOTOR CUMMINS N 855, TRATORES D60F C/ MOTOR CUMMINS N 855, TRATORES D65A C/ MOTOR CUMMINS N 855, TRATORES D65E C/ MOTOR CUMMINS N 855 **MAFERSA** SÉRIE - M 210 (6 CT) 09/91, SÉRIE - M 240 (6 CTA) 09/91 **MALVES** TRATOR 1800 **MASSEY FERGUSON** TRATOR MF 4780 **MAXION** TRATOR MF 4780 (SSB-DN11) **MERCEDES-BENZ** CAMINHÕES L1319 COM MOTORES OM355, CAMINHÕES L1320 COM MOTORES OM355, CAMINHÕES L1418 COM MOTORES OM355, CAMINHÕES L1419 COM MOTORES OM355 CAMINHÕES L1519 COM MOTORES OM355, CAMINHÕES L1520 COM MOTORES OM355 COM, CAMINHÕES L1924 COM MOTORES OM355, CAMINHÕES LS1924A COM MOTORES OM355 **MWM** MOTORES D, MOTORES TD 232-6V 8V 12V, MOTORES TD 232-8V 12V **SCANIA** CAMINHÕES 112, CAMINHÕES 113 **VILLARES** EQUIPAMENTO COM SSB **VOLKSWAGEN** CAMINHÕES 14170, CAMINHÕES 14210 TURBO CHARGE (CUM - 6CT 8.3L), CAMINHÕES 16170 (CUM 6C 8.3L), CAMINHÕES 16210 TURBO CHARGE (CUM - 6CT 8.3L) **VOLVO** CAMINHÕES N10, CAMINHÕES N12, CAMINHÕES NL10, CAMINHÕES NL12;



CODE	FORMATION	OEM	MOTOR Nº
KIT SC1249-STD	1 x SC1963-STD 1 x SC3035-STD 1 x SC093-STD 1 x SC3008-STD	BOSCH - WAPSA	0001107015, 0001107016, 0001107044, 9000081004, 9000081005, 9000081008, F000AL0100;

APPLICATION

VOLKSWAGEN GOL 1997 ATÉ 2001, GOL G2 BOLA, PARATI 1997 ATÉ 2001, SANTANA 1997 ATÉ 2001, SAVEIRO 1997 ATÉ 2001



CODE	FORMATION	OEM	MOTOR Nº
KIT SC1251-2X KIT SC1251-3X KIT SC1251-STD	1 x SC080-STD 1 x SC014-STD	BOSCH - WAPSA	0.001.108.080, 9.000.082.006, 9.000.082.012, 9.000.082.022, 9.000.082.024;

APPLICATION

CHEVROLET - GM C SÉRIE C 20 COM MOTOR POWERTECH C 41 GE 1996, CARAVAN 4CIL, CHEVETTE 1.4 COM MOTOR A ÁLCOOL DE 1976 ATÉ 1981, CHEVETTE 1.4 COM MOTOR A GASOLINA DE 1976 ATÉ 1981, MARAJÓ 1.4 COM MOTOR A ÁLCOOL DE 1976 ATÉ 1981, MARAJÓ 1.4 COM MOTOR A GASOLINA DE 1976 ATÉ 1981, SILVERADO 4.1 COM MOTOR POWERTECH C 41 GE 1996

BUSHINGS KIT

SELF-LUBRIFICATE



CODE	FORMATION	OEM	MOTOR Nº
KIT SC1252-2X KIT SC1252-3X KIT SC1252-STD	1 x SC093-STD 1 x SC3005-STD	BOSCH - WAPSA	0.001.108.080, 90277933, 90349353;

APPLICATION

CHEVROLET - GM CORSA 1.0, CORSA 1.4, ÔMEGA 2.2, ÔMEGA 3.0, SILVERADO POWERTECH, VECTRA 2.0 POWERTECH, VECTRA 2.2 POWERTECH **DIVERSAS**



CODE	FORMATION	OEM	MOTOR Nº
KIT SC1255-STD	1 x SC2309-STD 1 x SC1915-STD 1 x ROLAMENTO REF. 6202-2RS	BOSCH - WAPSA	0001370003, 0001370004, 0001371005, 0001371006, 0001371007, 0001371008, 0001371009, 0001371010, 0001371012, 0001371013, 0001371014, 0001371015, 0001371016, 0001371017, 0001371018, 0001371019, 0001371020, 9.000.453.068, DR19070037;

APPLICATION

MERCEDES-BENZ CAMINHÕES ACTROS 2553 **SCANIA** CAMINHÕES P114, CAMINHÕES P124, CAMINHÕES P322, CAMINHÕES P340, CAMINHÕES P360, CAMINHÕES P400
CAMINHÕES R114, CAMINHÕES R320, CAMINHÕES R322, CAMINHÕES R340, CAMINHÕES R360, CAMINHÕES T114, CAMINHÕES T320, CAMINHÕES T322, CAMINHÕES T340,
CAMINHÕES T360



CODE	FORMATION	OEM	MOTOR Nº
KIT SC1256-STD	1 x SC1828-STD 1 x SC014-STD	BOSCH - WAPSA	9.000.082.030, 9.000.082.045, 9.000.082.051, 9.000.082.077

APPLICATION

VOLKSWAGEN GOL 1.6 AP, PARATI 1.6 AP, PASSAT 1.5L, PASSAT 1.6L, SAVEIRO 1.6 AP, VOYAGE 1.5, VOYAGE 1.6 AP



CODE	FORMATION	OEM	MOTOR Nº
KIT SC1259-STD	1 x SC1871-STD 1 x SC2072-STD 1 x SC1828-STD 1 x SC3008-STD	BOSCH - WAPSA	0001107015, 9000081004, 9000081044, F042002026

APPLICATION

CHEVROLET - GM ASTRA, CALIBRA, CORSA, KADETT, ÔMEGA, S10, VECTRA, ZAFIRA **DIVERSAS** BLAZER



CODE	FORMATION	OEM	MOTOR Nº
KIT SC1268-2X KIT SC1268-3X KIT SC1268-STD	1 x SC074-STD 1 x SC014-STD	BOSCH - WAPSA	F000AL0329, F000AL0306

APPLICATION

VOLKSWAGEN FUSCA 1.6 COM MOTOR UFA DE 1983 ATÉ 1996, FUSCA 1.6 COM MOTOR UJA DE 1993 ATÉ 1996, KOMBI 1.4 TOTAL FLEX BJT 2006, KOMBI 1.6 MI UGA DE 1997 ATÉ 2005, KOMBI 1.6 MI UKA



CODE	FORMATION	OEM	MOTOR Nº
KIT SC1271-STD	1 x SC1871-STD 1 x SC2144-STD 1 x SC2203-STD 1 x SC2056-STD	BOSCH - WAPSA	0001223505, 2C35-11001.BA, 2C3511001BA, 35259900, 35261760, 35262570, 6C3511001.AA, 6C3511001AA, XC3U11000CA

APPLICATION

FORD F-250 COM MOTOR CUMMINS 4BTAA DE 1998 ATÉ 2006, F-350 COM MOTOR CUMMINS 4BTAA 3.9L DE 1998 ATÉ 2005, F-4000 COM MOTOR CUMMINS 4BTAA 3.9L DE 1998 ATÉ 2005



CODE	FORMATION	OEM	MOTOR Nº
KIT SC1275-STD	1 x SC1101-STD 1 x SC1730-STD 1 x SC2203-STD 1 x SC3008-STD	BOSCH - WAPSA	0.001.223.505;

APPLICATION

FORD F 250 CC XL 3.9 L 16V DOHC L4 (2006-2012), F 250 CC XL 4.2 L 18V DOHC L6 (1999-2006), F 250 CC XLD 4.2 L 18V DOHC L6 (1999-2006), F 250 CC XLT 3.9 L 16V DOHC L4 (2006-2012), F 250 LD XL 3.9 L 8V SOHC L4 (1998-2006), F 250 LD XL 4.2 L 12V OHV V6 (1998-2003), F 250 LD XL 4.2 L 12V OHV V6 (1998-2003), F 250 LD XL 4.2 L 12V OHV V6 (1998-2006), F 250 LD XLT 4.2 L 12V OHV V6 (1998-2003), F 250 RC XL 3.9 L 16V DOHC L4 (2006-2012), F 250 RC XLT 3.9 L 16V DOHC L4 (2006-2012), F 250 SD XL 4.2 L 12V OHV V6 (1998-2003), F 250 SD XLT 4.2 L 18V DOHC L6 (1999-2006), F-350 2.8 L 16V SOHV L4 (2014-), F-350 3.9 L 16V SOHV L4 (2005-2011), F-350 3.9 L 8V SOHV L4 (1998-2005), F-4000 2.8 L 16V SOHV L4 (2014-), F-4000 2.8 L 16V SOHV L4 (2014-)
FORD: F-4000 3.9 L 16V SOHV L4 (2005-2011)

BUSHINGS KIT

SELF-LUBRIFICATE



CODE	FORMATION	OEM	MOTOR Nº
KIT SC1284-STD	1 x SC1101-STD 1 x SC2203-STD 1 x SC3011-STD 1 x SC3008-STD	BOSCH - WAPSA	0001223013;

APPLICATION

CITROËN CARROS JUMPER 2.8, CARROS JUMPER 2.8 HDI **FIAT** CARROS DUCATO 2.8, CARROS DUCATO 2.8 TURBO INTERCOOLER, CARROS DUCATO CARGO 2.3, CARROS DUCATO CARGO 2.8, CARROS DUCATO COMBINATO 2.3, CARROS DUCATO MAXI CARGO 2.3, CARROS DUCATO MINIBUS 2.3, CARROS DUCATO MULTI 2.3 **PEUGEOT** CARROS BOXER 2.8, CARROS BOXER 2.8 HDI, CARROS BOXER 2.8 TURBO



CODE	FORMATION	OEM	MOTOR Nº
KIT SC1286-STD	1 x SC1871-STD 2 x SC2072-STD 1 x SC3008-STD	BOSCH - WAPSA	20080902;, 8700929534

APPLICATION

RENAULT CLIO C/ MOTOR 1.6, LAGUNA C/ MOTOR 2.0, MEGANE C/ MOTOR 2.0, R19 C/ MOTOR 1.6, SCENIC C/ MOTOR 2.0



CODE	FORMATION	OEM	MOTOR Nº
KIT SC1289-STD	1 x SC1916-STD 1 x SC1915-STD 1 x ROLAMENTO REF. 6202-2RS	BOSCH - WAPSA	0001370001, 0001370002, 0001371001, 9000453029, 9000453064, 9000453065, 9000453066, 9000453067, 9000453068, 9001453586, 9001453610, 9001453646F000AL0801, F000AL1557, F000AL1561, F000AL1562, F000AL1574;

APPLICATION

FORD CAMINHÕES CARGO C 4030 **MERCEDES-BENZ** 2325 LK;CAMINHÕES 2635 L, CAMINHÕES 1625 L, CAMINHÕES 1625 LS, CAMINHÕES 1630 LS, CAMINHÕES 1825 LG, CAMINHÕES 1935 LS, CAMINHÕES 1941 LS, CAMINHÕES 2325 L, CAMINHÕES 2325 LB, ÔNIBUS O400 R, ÔNIBUS O400 RS, ÔNIBUS O400 RSD, ÔNIBUS O400 RSL, ÔNIBUS O400 UP, ÔNIBUS O400 UPA, ÔNIBUS OH1625 L, ÔNIBUS OH1628 L, ÔNIBUS OH1635 L, ÔNIBUS OHL1624 G, ÔNIBUS OHL1628, ÔNIBUS OHL1630, ÔNIBUS OHL1635



CODE	FORMATION	OEM	MOTOR Nº
KIT SC1290-STD	1 x SC2072-STD 1 x SC3001-STD 1 x SC1856-STD 1 x SC1905-STD	BOSCH - WAPSA	

APPLICATION

FORD RANGER ANO DE 2008 ATÉ 2013



CODE	FORMATION	OEM	MOTOR Nº
KIT SC1338-STD	1 x SC1101-STD 1 x SC1261-STD 1 x SC1774-STD 1 x SC2023-STD	BOSCH - WAPSA	EC35-11001-BA;, F.000.AL0.159

APPLICATION

FORD F250 C/ MOTOR CUMMINS ANO 1998 >, F350 C/ MOTOR CUMMINS ANO 1998 >, F4000 C/ MOTOR CUMMINS ANO1998 >



CODE	FORMATION	OEM	MOTOR Nº
KIT SC2087-STD	1 x SC3035-STD 1 x SC3005-STD	BOSCH - WAPSA	0001113010

APPLICATION

FORD COURRIER, ESCORT (ZTEC 16V), FIESTA



CODE	FORMATION	OEM	MOTOR Nº
KIT SC2129-STD	1 x SC1101-STD 1 x SC1261-STD 1 x SC2300-STD 1 x SC2056-STD	BOSCH - WAPSA	F.000.AL0.107

APPLICATION

CHEVROLET S10 **FORD** F250 **NISSAN** FRONTIER

BUSHINGS KIT

SELF-LUBRICATE



CODE	FORMATION	OEM	MOTOR Nº
KIT SC2136-STD	1 x SC1963-STD 1 x SC3035-STD 1 x SC2239-STD 1 x SC3008-STD	BOSCH - WAPSA	281000L070, 281000L072, F000AL0111

APPLICATION

TOYOTA CARROS HILUX 2.5, HILUX 2.8, HILUX PITBULL 3.0 (2006 EM DIANTE), SW4 D4D



CODE	FORMATION	OEM	MOTOR Nº
KIT SC2166-STD	1 x SC1101-STD 1 x SC2203-STD 1 x SC2293-STD 1 x ROLAMENTO REF. 6006-2RS	BOSCH - WAPSA	0001261001, 0001261002, 0001261025, 0001261026, F042002135

APPLICATION

DAF CAMINHÕES XF105.460, CAMINHÕES XF105.510 **MERCEDES-BENZ** SERIE 5 **SCANIA** CAMINHÕES P230, CAMINHÕES P270, CAMINHÕES P310, CAMINHÕES P340, CAMINHÕES P380, CAMINHÕES P420, CAMINHÕES P470, CAMINHÕES R230, CAMINHÕES R270, CAMINHÕES R310, CAMINHÕES R340, CAMINHÕES R380, CAMINHÕES R420, CAMINHÕES R470, CAMINHÕES T340, CAMINHÕES T380, CAMINHÕES T420, CAMINHÕES T470, ÔNIBUS K310



CODE	FORMATION	OEM	MOTOR Nº
KIT SC2169-STD	1 x SC1101-STD 1 x SC2203-STD 1 x ROLAMENTO REF. 6006-2RS 1 x ROLAMENTO REF. HK-2512	BOSCH - WAPSA	0001261001, 0001261002, 0001261025, 0001261026, F042002135

APPLICATION

DAF CAMINHÕES XF105.460, CAMINHÕES XF105.510 **MERCEDES-BENZ** SERIE 5 **SCANIA** CAMINHÕES P230, CAMINHÕES P270, CAMINHÕES P310, CAMINHÕES P340, CAMINHÕES P380, CAMINHÕES P420, CAMINHÕES P470, CAMINHÕES R230, CAMINHÕES R270, CAMINHÕES R310, CAMINHÕES R340, CAMINHÕES R380, CAMINHÕES R420, CAMINHÕES R470, CAMINHÕES T340, CAMINHÕES T380, CAMINHÕES T420, CAMINHÕES T470, ÔNIBUS K310



CODE	FORMATION	OEM	MOTOR Nº
KIT SC2210-STD	1 x SC3460-STD 1 x SC2333-STD	BOSCH - WAPSA	51876031, 51888975, F000CD0003, F000CD0900, F000CD0901, F000CD0903, F000CD09A0, F000CD09A1, F000CD09A3, F000CD0001

APPLICATION

FIAT DOBLÒ 1.3 MPI 16V, DOBLÒ 1.4 MPI 8V FLEX, FIORINO FURGÃO 1.3 MPI 8V, FIORINO FURGÃO 1.3 MPI 8V FLEX, GRAND SIENA 1.4 FLEX, GRAND SIENA 1.4 TETRAFUEL, IDEA 1.4 FLEX, PALIO (FASE IV) 1.0 FLEX, PALIO (FASE IV) 1.4 FLEX, PALIO 1.0 MPI 16V, PALIO 1.0 MPI 8V, PALIO 1.0 MPI 8V FLEX, PALIO 1.3 MPI 16V, PALIO 1.3 MPI 8V, PALIO 1.3 MPI 8V FLEX, PALIO 1.4 MPI 8V FLEX, PALIO FIRE 1.0 MPI 8V, PALIO FIRE 1.0 MPI 8V FLEX, PALIO FIRE 1.0 MPI 8V FLEX, PALIO FIRE ECONOMY 1.0 MPI 8V FLEX, PALIO WEEKEND 1.0 MPI 16V, PALIO WEEKEND 1.3 MPI 16V, PALIO WEEKEND 1.3 MPI 8V, PALIO WEEKEND 1.3 MPI 8V FLEX, PALIO WEEKEND 1.4 FLEX, PALIO WEEKEND 1.4 MPI 8V FLEX, PALIO WEEKEND 1.4 MPI 8V FLEX, SIENA 1.0 FLEX, SIENA 1.0 MPI 16V, SIENA 1.0 MPI 8V, SIENA 1.0 MPI 8V FLEX, SIENA 1.3 MPI 16V, SIENA 1.3 MPI 8V, SIENA 1.3 MPI 8V FLEX, SIENA 1.4 FLEX, SIENA 1.4 MPI 8V FLEX, SIENA 1.4 MPI 8V TETRAFUEL, SIENA FIRE 1.0 MPI 8V, SIENA FIRE 1.0 MPI 8V FLEX, SIENA FIRE 1.0 MPI FLEX, STRADA 1.3 MPI 8V, STRADA 1.4 FLEX, STRADA 1.4 MPI 8V FLEX, STRADA FIRE 1.4 MPI 8V FLEX, UNO 1.0 FLEX, UNO 1.4 FLEX, UNO ECONOMY 1.4 FLEX, UNO FURGONETA 1.3 MPI 8V, UNO FURGONETA 1.3 MPI 8V FLEX, UNO FURGONETA 1.4 FLEX, UNO MILLE 1.0 MPI, UNO MILLE 1.0 MPI FLEX, UNO MILLE ECONOMY 1.0 MPI FLEX



CODE	FORMATION	OEM	MOTOR Nº
KIT SC2212-STD	1 x SC1101-STD 1 x SC085-STD 1 x ROLAMENTO REF. 6001-2RS 1 x SC2334-STD	BOSCH - WAPSA	111.31.542, AZF4141

APPLICATION

CASE TRATOR **DIVERSAS** VALMET, VALTRA **MASSEY FERGUSON** CAMINHÕES **VOLKSWAGEN** CAMINHÕES **VOLVO** CAMINHÃO



CODE	FORMATION	OEM	MOTOR Nº
KIT SC2213-STD	1 x ROLAMENTO REF. HK0808 1 x ROLAMENTO REF. HK0910	BOSCH - WAPSA	51876031, 51888975, F000CD0003, F000CD0900, F000CD0901, F000CD0903, F000CD09A0, F000CD09A1, F000CD09A3

APPLICATION

FIAT DOBLÒ 1.3 MPI 16V, DOBLÒ 1.4 MPI 8V FLEX, FIORINO FURGÃO 1.3 MPI 8V, FIORINO FURGÃO 1.3 MPI 8V FLEX, GRAND SIENA 1.4 FLEX, GRAND SIENA 1.4 TETRAFUEL, IDEA 1.4 FLEX, PALIO (FASE IV) 1.0 FLEX, PALIO (FASE IV) 1.4 FLEX, PALIO 1.0 MPI 16V, PALIO 1.0 MPI 8V, PALIO 1.0 MPI 8V FLEX, PALIO 1.3 MPI 16V, PALIO 1.3 MPI 8V, PALIO 1.3 MPI 8V FLEX, PALIO 1.4 MPI 8V FLEX, PALIO FIRE 1.0 MPI 8V, PALIO FIRE 1.0 MPI 8V FLEX, PALIO FIRE 1.0 MPI FLEX, PALIO FIRE ECONOMY 1.0 MPI 8V FLEX, PALIO WEEKEND 1.0 MPI 16V, PALIO WEEKEND 1.3 MPI 16V, PALIO WEEKEND 1.3 MPI 8V, PALIO WEEKEND 1.3 MPI 8V FLEX, PALIO WEEKEND 1.4 FLEX, PALIO WEEKEND 1.4 MPI 8V FLEX, PALIO WEEKEND 1.4 MPI 8V FLEX, SIENA 1.0 FLEX, SIENA 1.0 MPI 16V, SIENA 1.0 MPI 8V, SIENA 1.0 MPI 8V FLEX, SIENA 1.3 MPI 16V, SIENA 1.3 MPI 8V, SIENA 1.3 MPI 8V FLEX, SIENA 1.4 FLEX, SIENA 1.4 MPI 8V FLEX, SIENA 1.4 MPI 8V TETRAFUEL, SIENA FIRE 1.0 MPI 8V, SIENA FIRE 1.0 MPI 8V FLEX, SIENA FIRE 1.0 MPI FLEX, STRADA 1.3 MPI 8V, STRADA 1.4 FLEX, STRADA 1.4 MPI 8V FLEX, STRADA FIRE 1.4 MPI 8V FLEX, UNO 1.0 FLEX, UNO 1.4 FLEX, UNO ECONOMY 1.4 FLEX, UNO FURGONETA 1.3 MPI 8V, UNO FURGONETA 1.3 MPI 8V FLEX, UNO FURGONETA 1.4 FLEX, UNO MILLE 1.0 MPI, UNO MILLE 1.0 MPI FLEX, UNO MILLE ECONOMY 1.0 MPI FLEX

BUSHINGS KIT

SELF-LUBRICATE



CODE	FORMATION	OEM	MOTOR Nº
KIT SC2222-STD	1 x SC1846-STD 1 x SC3005-STD	BOSCH - WAPSA	BBF00AL1426, F000AL0309, F000AL0310

APPLICATION

FIAT DOBLÒ COM MOTOR 1.3 FIRE, FIORINO COM MOTOR 1.3 FIRE ANO 2012 EM DIANTE, FIORINO COM MOTOR 1.4 FIRE ANO 2012 EM DIANTE, PALIO COM MOTOR 1.3 FIRE ANO 2012 EM DIANTE, PALIO COM MOTOR 1.4 FIRE ANO 2012 EM DIANTE, SIENA COM MOTOR 1.3 FIRE ANO 2012 EM DIANTE, SIENA COM MOTOR 1.4 FIRE ANO 2012 EM DIANTE, STRADA COM MOTOR 1.3 FIRE ANO 2012 EM DIANTE, STRADA COM MOTOR 1.4 FIRE ANO 2012 EM DIANTE, UNO COM MOTOR 1.3 FIRE ANO 2012 EM DIANTE, UNO COM MOTOR 1.4 FIRE ANO 2012 EM DIANTE



CODE	FORMATION	OEM	MOTOR Nº
KIT SC2240-STD	3 x SC1902-STD	BOSCH - WAPSA	11131659, 438014, 6229400M91, 9000081004, 96BB11000-AA7, D6RA82

APPLICATION

GM ASTRA 1.8 MPFI, ASTRA 2.0 MPFI, ASTRA SEDAN 1.8 MPFI, ASTRA SEDAN 2.0 MPFI, ASTRA SW 2.0 MPFI, BLAZER 2.2 MPFI, BLAZER 2.4 MPFI, CALIBRA 2.0 16V, IPANEMA 2.0 MPFI, KADETT 2.0 MPFI, OMEGA 2.0 MPFI, OMEGA 2.2 MPFI, OMEGA SUPREMA 2.0 MPFI, OMEGA SUPREMA 2.2 MPFI, S10 2.2 MPFI, VECTRA 2.0 GSI SFI 16V, VECTRA 2.0 MPFI, VECTRA 2.2 MPFI, ZAFIRA 2.0 MPFI



CODE	FORMATION	OEM	MOTOR Nº
KIT SC2274-STD	1 x SC1101-STD 1 x SC3035-STD 1 x SC2246-STD 1 x SC2056-STD	BOSCH - WAPSA	7C3511001AA, F000AL0128, F000AL0129, F000AL0130, F000AL0151

APPLICATION

FORD F250 COM MOTOR CUMMINS ELETRÔNICO, F350 COM MOTOR CUMMINS ELETRÔNICO, F4000 COM MOTOR CUMMINS ELETRÔNICO



CODE	FORMATION	OEM	MOTOR Nº
KIT SC2400-STD	1 x SC3460-STD 1 x SC3508-STD	BOSCH - WAPSA	5U0911023, 5U0911335, F000CD0800, F000CD0801, F000CD0802, F000CD08A0, F000CD08A1, F000CD08A2, VW5Z0911023

APPLICATION

VOLKSWAGEN CROSSFOX 1.6 TOTALFLEX, FOX 1.0, FOX 1.0 TOTALFLEX, FOX 1.6, FOX 1.6 TOTALFLEX, GOLFIV 1.6, GOLFIV 1.6 TOTALFLEX, GOLV 1.0 TOTALFLEX, GOLV 1.0 TOTALFLEX, GOLVI 1.0 TOTALFLEX, GOLVI 1.6 TOTALFLEX, POLO 1.6, POLO 1.6 TOTALFLEX, SAVEIROV 1.6 TOTALFLEX, SPACECROSS 1.6 TOTALFLEX, SPACEFOX 1.6 TOTALFLEX, VOYAGE 1.0 FLEX, VOYAGE 1.0 TOTALFLEX, VOYAGE 1.6 FLEX, VOYAGE 1.6 TOTALFLEX



CODE	FORMATION	OEM	MOTOR Nº
KIT SC2433-STD	1 x SC1101-STD 1 x SC1909-STD 1 x SC3508-STD 1 x SC3497-STD	BOSCH - WAPSA	0.001.121.440, 114943A, 51865316

APPLICATION

FIAT IDEA COM MOTOR ETORQ, LINEA, PALIO MOTOR E. TORQ, PUNTO MOTOR E. TORQ, STRADA



CODE	FORMATION	OEM	MOTOR Nº
KIT SC2457-STD	1 x SC1101-STD 1 x SC2203-STD 1 x SC2300-STD 1 x SC3008-STD	BOSCH - WAPSA	BC4511001BA, BC45Z1001BA, F002G20904

APPLICATION

FORD CARGO 1119 C/ MOTOR CUMMINS ELETRÔNICO ISC 4.5L ANO 2010>, CARGO 1119 C/ MOTOR CUMMINS ELETRÔNICO ISC 6.7L 24V / ANO 2010 >, CARGO 1317 C/ MOTOR CUMMINS ELETRÔNICO ISC 4.5L ANO 2010>, CARGO 1317 C/ MOTOR CUMMINS ELETRÔNICO ISC 6.7L 24V / ANO 2010 >, CARGO 1319 C/ MOTOR CUMMINS ELETRÔNICO ISC 4.5L ANO 2010>, CARGO 1319 C/ MOTOR CUMMINS ELETRÔNICO ISC 6.7L 24V / ANO 2010 >, CARGO 1517 C/ MOTOR CUMMINS ELETRÔNICO ISC 4.5L ANO 2010>, CARGO 1517 C/ MOTOR CUMMINS ELETRÔNICO ISC 6.7L 24V / ANO 2010 >, CARGO 1519 C/ MOTOR CUMMINS ELETRÔNICO ISC 4.5L ANO 2010>, CARGO 1519 C/ MOTOR CUMMINS ELETRÔNICO ISC 6.7L 24V / ANO 2010 >, CARGO 1717 C/ MOTOR CUMMINS ELETRÔNICO ISC 4.5L ANO 2010>, CARGO 1717 C/ MOTOR CUMMINS ELETRÔNICO ISC 6.7L 24V / ANO 2010 >, CARGO 1719 C/ MOTOR CUMMINS ELETRÔNICO ISC 4.5L ANO 2010>, CARGO 1719 C/ MOTOR CUMMINS ELETRÔNICO ISC 6.7L 24V / ANO 2010 >, CARGO 1722 C/ MOTOR CUMMINS ELETRÔNICO ISC 4.5L ANO 2010>, CARGO 1722 C/ MOTOR CUMMINS ELETRÔNICO ISC 6.7L 24V / ANO 2010 >, CARGO 1723 C/ MOTOR CUMMINS ELETRÔNICO ISC 4.5L ANO 2010>, CARGO 1723 C/ MOTOR CUMMINS ELETRÔNICO ISC 6.7L 24V / ANO 2010 >, CARGO 1729 C/ MOTOR CUMMINS ELETRÔNICO ISC 4.5L ANO 2010>, CARGO 1729 C/ MOTOR CUMMINS ELETRÔNICO ISC 6.7L 24V / ANO 2010 >, CARGO 2422 C/ MOTOR CUMMINS ELETRÔNICO ISC 4.5L ANO 2010>, CARGO 2422 C/ MOTOR CUMMINS ELETRÔNICO ISC 6.7L 24V / ANO 2010 >, CARGO 2423 C/ MOTOR CUMMINS ELETRÔNICO ISC 4.5L ANO 2010>, CARGO 2423 C/ MOTOR CUMMINS ELETRÔNICO ISC 6.7L 24V / ANO 2010 >, CARGO 2428 C/ MOTOR CUMMINS ELETRÔNICO ISC 4.5L ANO 2010>, CARGO 2428 C/ MOTOR CUMMINS ELETRÔNICO ISC 6.7L 24V / ANO 2010 >, CARGO 2622 C/ MOTOR CUMMINS ELETRÔNICO ISC 4.5L ANO 2010>, CARGO 2622 C/ MOTOR CUMMINS ELETRÔNICO ISC 6.7L 24V / ANO 2010 >, CARGO 2623 C/ MOTOR CUMMINS ELETRÔNICO ISC 4.5L ANO 2010>, CARGO 2623 C/ MOTOR CUMMINS ELETRÔNICO ISC 6.7L 24V / ANO 2010 >, CARGO 2626 C/ MOTOR CUMMINS ELETRÔNICO ISC 4.5L ANO 2010>, CARGO 2626 C/ MOTOR CUMMINS ELETRÔNICO ISC 6.7L 24V / ANO 2010 >, CARGO 2628 C/ MOTOR CUMMINS ELETRÔNICO ISC 4.5L ANO 2010>, CARGO 2628 C/ MOTOR CUMMINS ELETRÔNICO ISC 6.7L 24V / ANO 2010 >, CARGO 2629 C/ MOTOR CUMMINS ELETRÔNICO ISC 4.5L ANO 2010>, CARGO 2629 C/ MOTOR CUMMINS ELETRÔNICO ISC 6.7L 24V / ANO 2010 >, CARGO 816 C/ MOTOR CUMMINS ELETRÔNICO ISC 4.5L ANO 2010>, CARGO 816 C/ MOTOR CUMMINS ELETRÔNICO ISC 6.7L 24V / ANO 2010 >

BUSHINGS KIT

SELF-LUBRIFICATE



CODE	FORMATION	OEM	MOTOR Nº
KIT SC2602-STD	1 x SC1871-STD 1 x SC3469-STD 1 x SC1909-STD 1 x SC2293-STD	BOSCH - WAPSA	

APPLICATION

DIVERSAS AUDI **VOLKSWAGEN** BEETLE, GOLF, JETTA



CODE	FORMATION	OEM	MOTOR Nº
KIT SC0005-STD	1 x SC2198-STD 1 x SC2145-STD 1 x ROLAMENTO REF. HK1210	DELCO-REMY	24579009, 8000444, 8000660, PG2608

APPLICATION

GM NOVO PRISMA LT COM MOTOR 1.0L, NOVO PRISMA LT COM MOTOR 1.4L, NOVO PRISMA LTZ COM MOTOR 1.0L, NOVO PRISMA LTZCOM MOTOR 1.4L SPE/4 ANO 02/2013 ONIX 1.4 SPE/4, ONIX LT COM MOTOR 1.0L, ONIX LT COM MOTOR 1.4L, ONIX LTZ COM MOTOR 1.0L, ONIX LTZ COM MOTOR 1.4L SPE/4 (SOCH) ANO 09/2012



CODE	FORMATION	OEM	MOTOR Nº
KIT SC0242-STD	1 x ROLAMENTO REF. HK-1010 1 x SC1824-STD 1 x ROLAMENTO REF. 6200-2RS 1 x ROLAMENTO REF. 6204-RS C3	DELCO-REMY	10461764, 10461765, 10461771, 10461772, 19011400, 19011402, 19011403, 19011407, 19011409, 8200003, 8200004, 8200011, 8200014, 8200054, 8200064, 8200065, 8200103, 8200138, 8200141, 8200196, 8200231, 8200271, 8200292, 8200295, 8200297, 8200326, 8200331, 8200357, 8200386, 8200387, 8200400, 8200474, 8200478, 8200495, 8200511, 8200512, 8200521, 8200564, 8200571, 8200807, 8200816, 8200826, 8200848, 8200849, 8200850, 8200853, 8200854, 8200866, 8200873, 8200875, 8200882, 8200884, 8200885, 8200886, 8200887, 8200889, 8200890, 8201097, 8300063, A0061512101

APPLICATION

AGRALEÔNIBUS W8, W9 **CONSTELLATION** 15-180, 17-260(29MT), 3-180 **MERCEDES-BENZ** 1215, 1218, 1418, 1718, 714, 715, 915 **ÔNIBUS** LO914, O-500, OF1518



CODE	FORMATION	OEM	MOTOR Nº
KIT SC0497-STD	1 x SC3538-STD 1 x SC3540-STD 1 x SC3541-STD	DELCO-REMY	1047891, 10479145, 10479339, 10479343

APPLICATION

CATERPILLAR 245, 3406, 3408, 3412, 346, 3508, 3512, 3516, 4D343, 621B, 621E, 623E, 631D, 631E, 633D, 637E, 641B, 651B, 651E, 657B, 657E, 660B, 666B, 768B, 768C, 769B, 769C 772, 772B, 773, 773B, 824, 824C, 825C, 826C, 834B, 983B, 988, 988B, 992, 992B, 992C, D08 **CLARK** 275K, 310, 310III, 310IIIH, 330IIIH, 380, 380 CLARK: 380III, 380-2III, 380C-480, 380IIIA, 410, 475B, 475B CLARK: 675, 475III, 675B, 675B CUMMINS: SÉRIE K. **DIVERSAS** 639D **INGERSOLL RAND** DL 1200



CODE	FORMATION	OEM	MOTOR Nº
KIT SC1200-2X KIT SC1200-3X KIT SC1200-STD	1 x SC013-STD 1 x SC009-STD	DELCO-REMY	7322463

APPLICATION

CHEVROLET - GM C10 6CC(CASCA DE OVO), CARAVAN 4CC, CARAVAN 6CC, OPALA 4CC, OPALA 6CC



CODE	FORMATION	OEM	MOTOR Nº
KIT SC1206-2X KIT SC1206-3X KIT SC1206-STD	1 x SC096-STD 1 x SC009-STD	DELCO-REMY	

APPLICATION

CHEVROLET - GM C10 6CC MODERNO(CASCA DE OVO), CARAVAN 4CC, CARAVAN 6CC, OPALA

BUSHINGS KIT

SELF-LUBRICATE



CODE	FORMATION	OEM	MOTOR Nº
KIT SC1208-2X KIT SC1208-STD	2 x SC885-STD 1 x SC1060-STD	DELCO-REMY	10461001, 10461002, 10461003, 10461004, 10461005, 10461006, 10461007, 10461008, 10461010, 10461011, 10461013, 10461014, 10461015, 10461016, 10461018, 10461039, 10461040, 10461044, 10461058, 10461066, 10461069, 10461081, 10461082, 10461084, 10461089, 10461094, 10461098, 10461108, 10461110, 10461124, 10461152, 10461169, 10461170, 10461198, 10461200, 10461202, 10461207, 10461209, 10461210, 1046121010461225, 10461230, 10461231, 10461257, 10461276, 1046127610461277, 10461280, 10461281, 10461284, 10461295, 10461296, 10461297, 10461298, 10461299, 10461301, 10461302, 10461303, 10461313, 10461315, 10461316, 10461330, 10461387, 10461402, 10461404, 10461405, 10461416, 10461456, 10461500, 10461507, 10461522, 10461524, 10461525, 10461526, 10461718, 10461719, 10478805, 10478806, 10478811, 10478814, 10478819, 1047881910478825, 10478826, 10478831, 10478890, 10478921, 10478927, 10478928, 10478929, 10478930, 10478949, 10478950, 10478953, 10478957, 10478960, 10478976, 10479014, 10479034, 10479036, 10479047, 10479054, 10479068, 10479069, 10479095, 10479106, 10479107, 10479108, 10479133, 10479134, 10479169, 10479170, 10479174, 10479175, 10479176, 10479179, 10479180, 10479181, 10479186, 10479187, 10479188, 10479195, 1993759, 1993761, 1993765, 1993767, 1993769, 1993789, 1993790, 1993791, 1993793, 1993794, 1993799, 1993800, 1993817, 1993818, 1993829, 1993831, 1993832, 1993837, 1993838, 1993850, 1993851, 1993854, 1993855, 1993861, 1993862, 1993865, 1993866, 1993869, 1993871, 1993873, 1993874, 1993878, 1993879, 1993880, 1993881, 1993883, 1993884, 1993885, 1993886, 19938861993887, 1993891, 1993893, 1993894, 1993898, 1993901, 1993902, 19939021993903, 1993905, 1993910, 1993911, 1993914, 1993917, 1993918, 1993919, 1993920, 1993921, 1993926, 1993928, 1993930, 1993931, 1993947, 1993951, 1993953, 1993954, 1993955, 1993956, 1993958, 1993963, 1993964, 1993965, 1993967, 1993969, 1993970, 1993971, 1993972, 1993974, 1993979, 1993981, 1993986, 1993988, 1993992, 1993994, 1993997, 8300038, 8300039, 8300040, 8300041

APPLICATION

CHEVROLET - GM CAMINHÃO 12.170 COM MOTOR CATERPILLAR 3116, CAMINHÃO 12.170 COM MOTOR CATERPILLAR 3126, CAMINHÃO 14.190 COM MOTOR CATERPILLAR 3116, CAMINHÃO 14.190 COM MOTOR CATERPILLAR 3126, CAMINHÃO 15.190 COM MOTOR CATERPILLAR 3116, CAMINHÃO 15.190 COM MOTOR CATERPILLAR 3126, CAMINHÃO 16.220 COM MOTOR CATERPILLAR 3116, CAMINHÃO 16.220 COM MOTOR CATERPILLAR 3126 **DIVERSAS** CAMINHÕES 17.310 4X2 MOTOR CUMMINS 6CTAA 8.3 6 CIL, CAMINHÕES 23.210 COM MOTOR CUMMINS 6CTAA 8.3 LITROS, CAMINHÕES 23.220 COM MOTOR CUMMINS 6CTAA 8.3 LITROS, CAMINHÕES 23.310 6X2 MOTOR CUMMINS 6CTAA 8.3 6 CIL, CAMINHÕES 26.220 COM MOTOR CUMMINS 6CTAA 8.3 LITROS, CAMINHÕES 26.260 COM MOTOR CUMMINS 6CTAA 8.3 LITROS, CAMINHÕES 26.310 COM MOTOR CUMMINS 6CTAA 8.3 LITROS, TRATOR 18.310 TITAN, VOLKSWAGEN CAMINHÕES 17.220 COM MOTOR CUMMINS 6CTAA 8.3 LITROS **FORD** CAMINHÕES COM MOTOR CUMMINS SÉRIE C - 6l 12V, CAMINHÕES COM MOTOR CUMMINS SÉRIE C - 6l 24V, CARGO MODELOS 1622 COM MOTOR CUMMINS 6CTAA 8.3 LITROS, CARGO MODELOS 1630 COM MOTOR CUMMINS 6CTAA 8.3 LITROS, CARGO MODELOS 2422 COM MOTOR CUMMINS 6CTAA 8.3 LITROS, CARGO MODELOS 2622 COM MOTOR CUMMINS 6CTAA 8.3 LITROS, CARGO MODELOS 2626 COM MOTOR CUMMINS 6CTAA 8.3 LITROS, CARGO MODELOS 2630 COM MOTOR CUMMINS 6CTAA 8.3 LITROS, CARGO MODELOS 2631 COM MOTOR CUMMINS 6CTAA 8.3 LITROS, CARGO MODELOS 3222 COM MOTOR CUMMINS 6CTAA 8.3 LITROS, CARGO MODELOS 4030 COM MOTOR CUMMINS 6CTAA 8.3 LITROS **MERCEDES BENZ** CAMINHÕES 1633, CAMINHÕES L1628, CAMINHÕES L1632, CAMINHÕES L1938, CAMINHÕES L1944, CAMINHÕES L2638, CAMINHÕES LS1632, CAMINHÕES LS1634, CAMINHÕES LS1938, CAMINHÕES S1938, ÔNIBUS OF1722, ÔNIBUS OH1628, ÔNIBUS PLATAFORMA O 400 SRE APÓS 06/2002, ÔNIBUS PLATAFORMAS O 400 RSD APÓS 06/2002



CODE	FORMATION	OEM	MOTOR Nº
KIT SC1210-STD	1 x SC885-STD 1 x SC524-STD 1 x SC1811-STD	DELCO-REMY	10461020, 10461022, 10461023, 10461026, 10461027, 10461030, 10461031, 10461034, 10461035, 10461036, 10461037, 10461043, 10461063, 10461065, 10461075, 10461076, 10461077, 10461078, 10461091, 10461101, 10461102, 10461103, 10461131, 10461132, 10461133, 10461134, 10461135, 10461137, 10461139, 10461141, 10461143, 10461144, 10461147, 10461148, 10461149, 10461151, 10461162, 10461163, 10461164, 10461165, 10461166, 10461168, 10461185, 10461187, 10461193, 10461194, 10461204, 10461206, 10461213, 10461214, 10461217, 10461219, 10461222, 10461228, 10461232, 10461259, 10461267, 10461269, 10461271, 10461323, 10461324, 10461327, 10461337, 10461338, 10461345, 10461350, 10461353, 10461357, 10461361, 10461396, 10461397, 10461411, 10461412, 10461413, 10461509, 10461592, 10461778, 10478801, 10478802, 10478803, 10478804, 10478809, 10478810, 10478816, 10478820, 10478824, 10478836, 10478837, 10478839, 10478841, 10478892, 10478893, 10478896, 10478932, 10478933, 10478937, 10478938, 10478940, 10478943, 10478946, 10478948, 10478965, 10478966, 10478967, 10478968, 10478971, 10478975, 10478978, 10478979, 10478981, 10478985, 10478991, 10478997, 10478998, 10479000, 10479005, 10479007, 10479011, 10479012, 10479017, 10479018, 10479019, 10479037, 10479038, 10479049, 10479063, 10479064, 10479078, 10479080, 10479081, 10479082, 10479090, 10479099, 10479100, 10479103, 10479105, 10479110, 10479112, 10479113, 1989495, 1990348, 1990363, 1990365, 1990366, 1990371, 1990377, 1990378, 1990379, 1990380, 1990381, 1990393, 1990395, 1990396, 1990397, 1990406, 1990408, 1990411, 1990415, 1990416, 1990420, 1990422, 1990427, 1990430, 1990431, 1990432, 1990434, 1990435, 1990436, 1990438, 1990439, 1990441, 1990442, 1990446, 1990447, 1990448, 1990449, 1990450, 1990451, 1990452, 1990453, 1990455, 1990457, 1990462, 1990463, 1990464, 1990467, 1990483, 1990486, 1990487, 1990489, 1990492, 1990493, 1990494, 1993774, 1993775, 1993776, 1993783, 1993784, 1993785, 1993786, 1993801, 1993803, 1993807, 1993808, 1993811, 1993813, 1993816, 1993823, 1993826, 1993827, 1993835, 1993848, 1993849, 1993856, 1993863, 1993923, 1993925, 1993932, 1993942, 1993973, 1993975, 1993980, 1993984, 1993987, 1993991, 1993996, 1993998, 1993999, 8200015, 8200068, 8200089, 8200096, 8200110, 8200115, 8200116, 8200117, 8200122, 8200212, 8200215, 8200254, 8200256, 8200312, 8200320, 8200396, 8200517, 8200529, 8200601, 8200755, 8200870, 8200986, 8300003, 8300036, 8300037, 8300052

APPLICATION

FORD CAMINHÕES COM MOTOR CUMMINS SÉRIE C - 6l 12V, CAMINHÕES COM MOTOR CUMMINS SÉRIE C - 6l 24V **MERCEDES-BENZ** CAMINHÕES TODOS COM MOTOR SÉRIE BR-400 12V, CAMINHÕES TODOS COM MOTOR SÉRIE BR-400 24V **VOLKSWAGEN** CAMINHÕES COM MOTOR CUMMINS SÉRIE C - 6l 12V, CAMINHÕES COM MOTOR CUMMINS SÉRIE C - 6l 24V



CODE	FORMATION	OEM	MOTOR Nº
KIT SC1220-STD	1 x SC2139-STD 1 x SC1199-STD 1 x ROLAMENTO REF. 608-2RS 1 x SC1824-STD	DELCO-REMY	9000846, 9G101

APPLICATION

CHEVROLET - GM S10 COM MOTOR 2.2 8V **CHEVROLET-GM** ASTRA COM MOTOR 1.8 8V, ASTRA COM MOTOR 2.0 8V, ASTRA COM MOTOR 2.2 8V, ASTRA COM MOTOR 2.4 8V, BLAZER COM MOTOR 1.8 8V, BLAZER COM MOTOR 2.0 8V, BLAZER COM MOTOR 2.2 8V, BLAZER COM MOTOR 2.4 8V, ESPERO 2.0, MONZA COM MOTOR 1.8 8V, MONZA COM MOTOR 2.0 8V, MONZA COM MOTOR 2.2 8V, MONZA COM MOTOR 2.4 8V, S10 COM MOTOR 1.8 8V, S10 COM MOTOR 2.0 8V, S10 COM MOTOR 2.4 8V, VECTRA COM MOTOR 1.8 8V, VECTRA COM MOTOR 2.0 8V, VECTRA COM MOTOR 2.2 8V, VECTRA COM MOTOR 2.4 16V, ZAFIRA COM MOTOR 1.8 8V, ZAFIRA COM MOTOR 2.0 8V, ZAFIRA COM MOTOR 2.2 8V, ZAFIRA COM MOTOR 2.4 8V

BUSHINGS KIT

SELF-LUBRIFICATE



CODE	FORMATION	OEM	MOTOR Nº
KIT SC1229-STD	1 x SC2198-STD 1 x SC1904-STD 1 x SC080-STD 1 x SC2197-STD	DELCO-REMY	9000891, 9000893, 93304772, B275A05B, PG260B

APPLICATION

CHEVROLET-GM ASTRA COM MOTOR 2.0 16V, ASTRA COM MOTOR 2.0 8V, ASTRA COM MOTOR 2.2 16V, ASTRA COM MOTOR 2.2 8V, ASTRA COM MOTOR 2.4 16V, ASTRA COM MOTOR 2.4 8V, BLAZER COM MOTOR 1.8 8V, BLAZER COM MOTOR 2.0 16V, BLAZER COM MOTOR 2.0 8V, BLAZER COM MOTOR 2.2 16V, BLAZER COM MOTOR 2.2 8V, BLAZER COM MOTOR 2.4 16V, BLAZER COM MOTOR 2.4 8V, MERIVA COM MOTOR 1.8 16V DOCH, MERIVA COM MOTOR 1.8 8V SOHC, MONTANA COM MOTOR 1.8 16V DOCH, MONTANA COM MOTOR 1.8 8V SOHC, NOVO CORSA COM MOTOR 1.8 16V DOCH, NOVO CORSA COM MOTOR 1.8 8V SOHC, S10 COM MOTOR 1.8 8V, S10 COM MOTOR 2.0 16V, S10 COM MOTOR 2.0 8V, S10 COM MOTOR 2.2 16V, S10 COM MOTOR 2.2 8V, S10 COM MOTOR 2.4 16V, S10 COM MOTOR 2.4 8V, VECTRA COM MOTOR 1.8 8V, VECTRA COM MOTOR 2.0 16V, VECTRA COM MOTOR 2.0 8V, VECTRA COM MOTOR 2.2 16V, VECTRA COM MOTOR 2.2 8V, VECTRA COM MOTOR 2.4 16V, VECTRA COM MOTOR 2.4 8V, ZAFIRA COM MOTOR 1.8 8V, ZAFIRA COM MOTOR 2.0 16V, ZAFIRA COM MOTOR 2.0 8V, ZAFIRA COM MOTOR 2.2 16V, ZAFIRA COM MOTOR 2.2 8V, ZAFIRA COM MOTOR 2.4 16V, ZAFIRA COM MOTOR 2.4 8V



CODE	FORMATION	OEM	MOTOR Nº
KIT SC1238-STD	4 x SC2139-STD	DELCO-REMY	0001261001, 0001261002, 0001261025, 0001261026, 10461764, 10461765, 10461770, 10461771, 10461772, 19011400, 19011402, 19011403, 19011407, 19011409, 2P0911023B, 2P0911023E, 2R0911023C, 2R0911023E, 2R0911023F, 2R0911023H, 2S0911023A, 2T2911023A, 2W0911023H, 3916854, 3918376, 3918377, 3918378, 3926932, 700428C1, 7003690C1, 7004303C1, 7004304C1, 7004307C1, 75264240, 75327465, 7C4511001AA, 7C4511001AB, 8200003, 8200004, 8200014, 8200054, 8200064, 8200065, 8200103, 8200138, 8200196, 8200216, 8200231, 8200249, 8200257, 8200271, 8200292, 8200295, 8200296, 8200297, 8200326, 8200331, 8200357, 8200386, 8200387, 8200391, 8200400, 8200474, 8200478, 8200495, 8200511, 8200512, 8200521, 8200564, 8200565, 8200570, 8200571, 8200621, 8200622, 8200677, 8200745, 8200796, 8200806, 8200810, 8200816, 8200826, 8200848, 8200849, 8200850, 8200851, 8200852, 8200853, 8200854, 8200866, 8200874, 8200875, 8200882, 8200883, 8200884, 8200885, 8200886, 8200887, 8200889, 8200890, 8200906, 8201097, 8300063, 8300064, 87739573, 905720100108, 905720100109, 905720100110, 905720100111, 905720100112, 905720100113, A0051512201, A0051517601, A0051518301, A0051518501, A0051518502, A0061512101, A0061516701, A0071513401, A3761510201, A3761510301, A3761510401, A3761510501, BC4511001BA, F042002135, JNV911023

APPLICATION

AGRALE ÔNIBUS W8, ÔNIBUSW9 **DAF** CAMINHÕES XF105.460, CAMINHÕES XF105.510 **DIVERSAS** MERCEDES BENZ **MERCEDES BENZ** SÉRIE S **MERCEDES-BENZ** CAMINHÕES 1215, CAMINHÕES 1218, CAMINHÕES 1418, CAMINHÕES 1718, CAMINHÕES 714C, CAMINHÕES 715, CAMINHÕES 915C, ÔNIBUS 0500M COM MOTORES ELETRÔNICOS 24V, ÔNIBUS 0500R COM MOTORES ELETRÔNICOS 24V, ÔNIBUS 0500U COM MOTORES ELETRÔNICOS 24V, ÔNIBUS LO 914 COM MOTORES ELETRÔNICOS 24V, ÔNIBUS OF 1417 COM MOTORES ELETRÔNICOS 24V, ÔNIBUS OF 1418 COM MOTORES ELETRÔNICOS 24V, ÔNIBUS OF 1518 COM MOTORES ELETRÔNICOS 24V, ÔNIBUS OF 1721 COM MOTORES ELETRÔNICOS 24V, ÔNIBUS OF 1722 COM MOTORES ELETRÔNICOS 24V **SCANIA** CAMINHÕES P230, CAMINHÕES P270, CAMINHÕES P310, CAMINHÕES P340, CAMINHÕES P380, CAMINHÕES P420, CAMINHÕES P470, CAMINHÕES R230, CAMINHÕES R270, CAMINHÕES R310, CAMINHÕES R340, CAMINHÕES R380, CAMINHÕES R420, CAMINHÕES R470, CAMINHÕES T340, CAMINHÕES T380, CAMINHÕES T420, CAMINHÕES T470, ÔNIBUS K310 **VOLKSWAGEN** CAMINHÕES 13-180 CONSTELLATION, CAMINHÕES 17-260 CONSTELLATION, CAMINHÕES15-180 CONSTELLATION



CODE	FORMATION	OEM	MOTOR Nº
KIT SC1264-STD	1 x SC3033-STD 1 x ROLAMENTO REF. 6200-2RS 1 x ROLAMENTO REF. 6003-2RS 1 x ROLAMENTO REF. 6005-2RS	DELCO-REMY	10479605, 10479621, 10479623, 10479626, 10479629, 10479630, 10479634, 10479637, 10479643, 10479644, 10479645, 10479648, 10479650, 10479651, 10479652, 10479654, 10479655, 1113276, 1113277, 1113291

APPLICATION

FORD CAMINHÕES CARGO 712 **KIA** BESTA **MERCEDES-BENZ** CAMINHÕES 709, CAMINHÕES 912, CAMINHÕES 914, SPRINTER 180



CODE	FORMATION	OEM	MOTOR Nº
KIT SC1272-STD	1 x SC885-STD 1 x SC524-STD 1 x SC1060-STD	DELCO-REMY	10479013, 10479310

APPLICATION

AGCO TRATORES **CATTERPILAR** COLHEITADEIRA, COMBINE MT875 **MASSEY FERGUSON** TRATOR 2360 CUMMINS



CODE	FORMATION	OEM	MOTOR Nº
KIT SC1280-STD	4 x SC1978-STD	DELCO-REMY	9.000.893, 93.304.772, B275A05B;

APPLICATION

CHEVROLET - GM ASTRA C/ MOTOR 1.8, BLAZER COM MOTOR 1.8, CORSA 1.8 C/ MOTOR, MERIVA C/ MOTOR 1.8, MONTANA C/ MOTOR 1.8, S10 C/ MOTOR 1.8, VECTRA COM MOTOR 1.8, ZAFIRA COM MOTOR 1.8 **FIAT** DOBLO C/ MOTOR 1.8, PALIO C/ MOTOR 1.8, STILO C/ MOTOR 1.8, STRADA C/ MOTOR 1.8

BUSHINGS KIT

SELF-LUBRIFICATE



CODE	FORMATION	OEM	MOTOR Nº
KIT SC1293-STD	1 x SC2139-STD 1 x SC1199-STD 1 x SC1261-STD 1 x SC1726-STD	DELCO-REMY	8.000.014, 8.000.287, 9000871, 9.000.910, 9.000.973;

APPLICATION

CHEVROLET - GM BLAZER, S10 COM MOTOR 4.3 LITROS V6 - VORTEX **HYSTER** EMPILHADEIRA COM MOTOR GM 4.3L VORTEX, EMPILHADEIRA S135-155XL2, EMPILHADEIRA S80-120FT



CODE	FORMATION	OEM	MOTOR Nº
KIT SC2128-STD	1 x SC3035-STD 1 x SC1824-STD 1 x ROLAMENTO REF. 6200-2RS 1 x ROLAMENTO REF. 6204-RS C3	DELCO-REMY	10461764, 10461765, 10461771, 10461772, 19011400, 19011402, 19011403, 19011407, 19011409, 8200003, 8200004, 8200011, 8200014, 8200054, 8200064, 8200065, 8200103, 8200138, 8200141, 8200196, 8200231, 8200271, 8200292, 8200295, 8200296, 8200297, 8200326, 8200331, 8200357, 8200386, 8200387, 8200400, 8200474, 8200478, 8200495, 8200511, 8200512, 8200521, 8200564, 8200571, 8200807, 8200816, 8200826, 8200848, 8200849, 8200850, 8200853, 8200854, 8200866, 8200873, 8200875, 8200882, 8200884, 8200885, 8200886, 8200887, 8200889, 8200890, 8201097, 8300063, A0061512101

APPLICATION

AGRALEÔNIBUS W8, W9 **CONSTELLATION** 15-180, 17-260(29MT), 3-180 **MERCEDES-BENZ** 1215, 1218, 1418, 1718, 714, 715, 915 **ÔNIBUS** LO914, O-500, OF1518



CODE	FORMATION	OEM	MOTOR Nº
KIT SC2186-STD	3 x SC2324-STD	DELCO-REMY	9000846, 9G101;

APPLICATION

CHEVROLET - GM ASTRA COM MOTOR 1.8 8V, ASTRA COM MOTOR 2.0 8V, ASTRACOM MOTOR 2.2 8V, ASTRACOM MOTOR 2.4 8V, BLAZER COM MOTOR 2.0 8V, BLAZER COM MOTOR 2.2 8V, BLAZER COM MOTOR 2.4 8V, BLAZERCOM MOTOR 1.8 8V, ESPERO2.0, MONZA COM MOTOR 1.8 8V, MONZA COM MOTOR 2.0 8V, MONZA COM MOTOR 2.2 8V, MONZA COM MOTOR 2.4 8V, S10 COM MOTOR 1.8 8V, S10 COM MOTOR 2.0 8V, S10 COM MOTOR 2.2 8V, S10 COM MOTOR 2.4 8V, VECTRA COM MOTOR 2.0 8V, VECTRA COM MOTOR 2.2 8V, VECTRA COM MOTOR 2.4 16V, VECTRACOM MOTOR 1.8 8V, ZAFIRA COM MOTOR 1.8 8V, ZAFIRA COM MOTOR 2.0 8V, ZAFIRA COM MOTOR 2.2 8V, ZAFIRA COM MOTOR 2.4 8V



CODE	FORMATION	OEM	MOTOR Nº
KIT SC2270-STD	1 x ROLAMENTO REF. 6205-ZZ 1 x ROLAMENTO REF. 6301-2RS 1 x ROLAMENTO REF. HK-1612 1 x ROLAMENTO REF. HK-3012	DELCO-REMY	8200005, 8200053, 8200072, 8200356

APPLICATION

DIVERSAS CARGO, CASE, CUMMINS **VOLKSWAGEN** CONSTELLATION



CODE	FORMATION	OEM	MOTOR Nº
KIT SC2606-STD	4 x SC2076-STD	DELCO-REMY	

APPLICATION

DIVERSAS ENGRENAGEM PLANETÁRIA HYUNDAI HR, ENGRENAGEM PLANETÁRIA KIA BONGO



CODE	FORMATION	OEM	MOTOR Nº
KIT SC0013-STD	3 x SC3445-STD	DENSO	02M911021F, 438000-0920

APPLICATION

VOLKSWAGEN FOX, GOL G6, GOLF, SAVEIRO G6, UP 1.0, VOYAGE G6



CODE	FORMATION	OEM	MOTOR Nº
KIT SC2084-STD	2 x SC2309-STD 1 x SC1915-STD	DENSO	228000-6440, 228000-6446, RE659589

APPLICATION

JOHN DEERE COLHEITADEIRA

BUSHINGS KIT

SELF-LUBRIFICATE



CODE	FORMATION	OEM	MOTOR Nº
KIT SC0207-STD	1 x SC2245-STD 1 x SC3477-STD 1 x SC3478-STD 1 x SC3485-STD	FORD / MOTORCRAFT	281000Y080, 4280005011

APPLICATION

FIAT PANDA1.3(2012->) **HONDA** ACCORD2.0(2008->), CIVIC1.6(2005->), CIVIC1.8(2005-2010), CIVIC2.0(2008), CR-V2.0(2007->), FR-V1.8(2007->) **TOYOTA** COROLLA, ETIOS



CODE	FORMATION	OEM	MOTOR Nº
KIT SC0332-STD	1 x SC2145-STD 1 x ROLAMENTO REF. SCE 129P	FORD / MOTORCRAFT	8G1T-11000-AE

APPLICATION

FORD EDGE3.5V6, TAURUS2.0, TAURUS3.5



CODE	FORMATION	OEM	MOTOR Nº
KIT SC1213-STD	2 x SC2145-STD 1 x SC1100-STD 1 x SC3008-STD	FORD / MOTORCRAFT	40752050, 96FB11000AA

APPLICATION

FORD COURIER, ESCORT 1.8 16V COM MOTOR ZETEC, FIESTA, FIESTA COM MOTOR 1.3 ENDURA A GASOLINA, FOCUS, KA, KA COM MOTOR 1.3 ENDURA A GASOLINA, MONDEO, RANGER



CODE	FORMATION	OEM	MOTOR Nº
KIT SC1219-STD	1 x SC3035-STD 1 x SC2166-STD 1 x ROLAMENTO REF. 608-2RS 1 x SC1905-STD	FORD / MOTORCRAFT	0062-A, 1S4U11000AA, 1S7U11000BA, 1S7U11000BB, 1S7U11000BC, 2S7T11000DA, 2S7T11000DB, 2S7T11000DC, 97BB11000B3D, 97BB11000BB, 97BB11000BC, 97VB11000AA, 97VB11000AB, 98AB11000AC, 98AB11000AD, 98VB11000B3B, 98VB11000BA, F87U1100-DD, YC1U11000AB, YC1U11000AC, YC1U11000AD, YC1U11000AE, YC1U11000AF, YC1U11000AG

APPLICATION

FORD ESCORT, F1000 (C/ MOTOR MAXION), FIESTA, FOCUS, KA, MAVERICK, MONDEO, RANGER (C/ MOTOR MAXION), TRANSIT



CODE	FORMATION	OEM	MOTOR Nº
KIT SC1224-STD	4 x SC1902-STD	FORD / MOTORCRAFT	0062-AI, F87U1100-DD

APPLICATION

FORD FIESTA ZETEC, FOCUS ZETEC, KÁ ZETEC, MONDEO ZETEC, RANGER DIESEL



CODE	FORMATION	OEM	MOTOR Nº
KIT SC2094-STD	1 x SC1101-STD 1 x SC2203-STD 1 x SC3011-STD 1 x SC2056-STD	FORD / MOTORCRAFT	

APPLICATION

FORD F1000, RANGER HSD



CODE	FORMATION	OEM	MOTOR Nº
KIT SC0020-STD	1 x SC1871-STD 2 x SC1227-STD 1 x SC2056-STD	ISKRA	

APPLICATION

DIVERSAS PERFURATRIZ - MOTOR DE PARTIDA ESTACIONÁRIO

BUSHINGS KIT

SELF-LUBRIFICATE



CODE	FORMATION	OEM	MOTOR Nº
KIT SC1235-STD	1 x SC2208-STD 1 x SC2209-STD 1 x SC1726-STD	ISKRA	0001367001

APPLICATION

CASE MX **NEW HOLLAND** SÉRIE TM 135, SÉRIE TM 160, SÉRIE TM 150 **VALTRA** BH, BM



CODE	FORMATION	OEM	MOTOR Nº
KIT SC1260-STD	1 x SC2208-STD 1 x SC2058-STD 1 x SC2235-STD	ISKRA	11130203, 11130216, 11130248, 11130432, 11130500, 11130502, 11130503, 11130520, 11130521, 11130525, 11130526, 11130532, 11130548, 11130551, 11130552, 11130554, 11130565, 11130567, 11130579, 11130585, 11130618, 11130620, 11130624, 11130627, 11130629, 11130631, 11130659, 11130839, 11130872, 11130998, 11131015, 11131573, 11131729, 11132429, AZJ3123, AZJ3137, AZJ3139, AZJ3140, AZJ3148, AZJ3149, AZJ3150, AZJ3151, AZJ3156, AZJ3157, AZJ3166, AZJ3169, AZJ3170, AZJ3172, AZJ3177, AZJ3179, AZJ3182, AZJ3184, AZJ3195, AZJ3197, AZJ3198, AZJ3201, AZJ3203, AZJ3205, AZJ3212, AZJ3292, AZJ3305, AZJ3352, AZJ3355, AZJ3457, AZJ3482, AZJ3538, AZJ3542, AZJ3552;

APPLICATION

FORD TRATORES **NEW HOLLAND** COLHEITADEIRA TC-59, TRATORES **VALMET** TRATORES **VALTRA** TRATORES



CODE	FORMATION	OEM	MOTOR Nº
KIT SC1263-STD	1 x SC1774-STD 1 x SC2058-STD 1 x SC2235-STD	ISKRA	

APPLICATION

VALMET BH180 DE 2004 EM DIANTE, VALMET DE 1985 ATÉ 1995 **VALTRA** VALTRA 1080, VALTRA 1380, VALTRA 885, VALTRA DE 1990 ATÉ 2013



CODE	FORMATION	OEM	MOTOR Nº
KIT SC1269-STD	1 x SC2058-STD 1 x SC1726-STD 1 x SC1001-3X	ISKRA	11131077, AZF4545, IS1023;

APPLICATION

MASSEY FERGUSON TRATOR MF 275 C/ MOTOR, TRATOR MF 291 C/ MOTOR, TRATOR MF 297 C/ MOTOR PERKINS, TRATOR MF 299 C/ MOTOR PERKINS



CODE	FORMATION	OEM	MOTOR Nº
KIT SC1270-STD	1 x SC2234-STD 1 x SC1774-STD 1 x SC2235-STD	ISKRA	11130627;

APPLICATION

DIVERSAS CASE MXM135 MX150 MXM180 **NEW HOLLAND** TM135, TM150, TM180



CODE	FORMATION	OEM	MOTOR Nº
KIT SC1274-STD	1 x SC085-STD 1 x SC2231-STD 1 x SC1726-STD	ISKRA	11130179, 11130201, 11130364, 11130367, 11130402, 11130403, 11130407, 11130408, 11130409, 11130411, 11130412, 11130436, 11130490, 11130491, 11130492, 11130514, 11130534, 11130537, 11130553, 11130595, 11130596, 11130598, 11130619, 11130626, 11130660, 11130665, 11130671, 11130672, 11130673, 11130676, 11130679, 11130685, 11130686, 11130687, 11130688, 11130692, 11130695, 11130704, 11130705, 11130709, 11130710, 11130739, 11130741, 11130743, 11130750, 11130751, 11130762, 11130766, 11130783, 11130784, 11130795, 11130798, 11130807, 11130808, 11130811, 11130819, 11130820, 11130821, 11130823, 11130824, 11130850, 11130860, 11130862, 11130863, 11130881, 11130889, 11130895, 11130896, 11130897, 11130898, 11130937, 11130940, 11130977, 11130993, 11131006, 11131017, 11131038, 11131053, 11131070, 11131085, 11131086, 11131093, 11131104, 11131139, 11131140, 11131143, 11131144, 11131162, 11131218, 11131219, 11131236, 11131249, 11131353, 11131377, 11131388, 11131394, 11131522, 11131525, 11131913, 11131997, 11132458, 11132498, 11132501, AZJ3109, AZJ3110, AZJ3113, AZJ3114, AZJ3115, AZJ3117, AZJ3118, AZJ3124, AZJ3131, AZJ3132, AZJ3133, AZJ3146, AZJ3158, AZJ3160, AZJ3171, AZJ3186, AZJ3187, AZJ3188, AZJ3196, AZJ3199, AZJ3213, AZJ3217, AZJ3220, AZJ3221, AZJ3222, AZJ3223, AZJ3226, AZJ3229, AZJ3231, AZJ3232, AZJ3234, AZJ3236, AZJ3242, AZJ3243, AZJ3246, AZJ3247, AZJ3261, AZJ3262, AZJ3263, AZJ3268, AZJ3269, AZJ3274, AZJ3277, AZJ3281, AZJ3282, AZJ3283, AZJ3284, AZJ3285, AZJ3286, AZJ3287, AZJ3294, AZJ3297, AZJ3299, AZJ3301, AZJ3310, AZJ3314, AZJ3317, AZJ3318, AZJ3319, AZJ3320, AZJ3324, AZJ3327, AZJ3330, AZJ3331, AZJ3333, AZJ3339, AZJ3342, AZJ3350, AZJ3351, AZJ3353, AZJ3356, AZJ3364, AZJ3367, AZJ3369, AZJ3374, AZJ3375, AZJ3376, AZJ3381, AZJ3385, AZJ3386, AZJ3387, AZJ3388, AZJ3389, AZJ3402, AZJ3403, AZJ3404, AZJ3405, AZJ3413, AZJ3418, AZJ3426, AZJ3427, AZJ3436, AZJ3437, AZJ3465, AZJ3466, AZJ3483, AZJ3484, AZJ3486, AZJ3525, AZJ3537, AZJ3593, AZJ3595

APPLICATION

CASE MÁQUINAS DIVERSAS **NEW HOLLAND** MÁQUINAS DIVERSAS **VALMET** MÁQUINAS DIVERSAS **VALTRA** BH 180, MÁQUINAS DIVERSAS

BUSHINGS KIT

SELF-LUBRICATE



CODE	FORMATION	OEM	MOTOR Nº
KIT SC1283-STD	1 x SC2201-STD 1 x SC1227-STD 1 x SC2211-STD 1 x ROLAMENTO REF. 6001-2RS	ISKRA	AZF45;
APPLICATION			
FORD CAMINHÕES CARGO VOLKSWAGEN CAMINHÕES CONSTELLATION			



CODE	FORMATION	OEM	MOTOR Nº
KIT SC1320-STD	1 x SC1101-STD 1 x SC2211-STD 1 x ROLAMENTO REF. 6001-2RS 1 x ROLAMENTO REF. 6008-2RS	ISKRA	111.31.260, 111.31.798, 111.31.830, AZF46;
APPLICATION			
VOLKSWAGEN CAMINHÃO CARGO, COSTELACION C/ MOTOR MWM			



CODE	FORMATION	OEM	MOTOR Nº
KIT SC2215-STD	1 x SC2208-STD 1 x SC2058-STD 1 x SC1726-STD	ISKRA	
APPLICATION			
NEW HOLLAND TC-59			



CODE	FORMATION	OEM	MOTOR Nº
KIT SC2607-STD	1 x SC1871-STD 1 x SC085-3X 1 x SC085-STD 1 x SC2283-STD	ISKRA	
APPLICATION			



CODE	FORMATION	OEM	MOTOR Nº
KIT SC0012-STD	5 x SC2022-STD	MAGNETI MARELLI	63114014, E95RL
APPLICATION			
CITROËN JUMPER 2.8 HDI FIAT DUCATO 1.9 DIESEL, DUCATO 2.5 DIESEL, DUCATO 2.5 TDI, DUCATO 2.8 DIESEL, DUCATO 2.8 TDI PEUGEOT BOXER			



CODE	FORMATION	OEM	MOTOR Nº
KIT SC1207-2X KIT SC1207-3X KIT SC1207-STD	1 x SC3035-STD 1 x SC3036-STD	MAGNETI MARELLI	063101000010, 063101002010, 063101008010, 063102000010, 063102003010, 063102004010, 063102007010, 063102008010, 063103002010, 063103003010, 063103007010, 063103008010, 063103015010, 063103019010, 063103022010, 063103023010, 063103024010, 063103025010, 063103026010, 063192000010, 063201008010, 063222888010, 063222889010, 063222900010, 063222901010, 063222904010, 063222905010, 063222908010, 063222909010, 063222936010, 063223085010, 063223101010, 063223106010, 063223108010, 063223109010, 063223200010, 063223303010, 631.020.03, 631.110.16
APPLICATION			
FIAT PALIO 1996 A 2000, PALIO WEEKEND COM MOTOR 1.6 16V, SIENA 1996 A 2000, STRADA 1996 A 2000, TEMPRA 1996 A 1998, TIPO DE 1995 A 1996, UNO MILLE			



CODE	FORMATION	OEM	MOTOR Nº
KIT SC0014-STD	3 x SC1871-STD	MITSUBISHI	03301H000, 233001HC0D, M000TD0971
APPLICATION			
NISSAN MARCH			

BUSHINGS KIT

SELF-LUBRICATE



CODE	FORMATION	OEM	MOTOR Nº
KIT SC0017-STD	1 x SC3460-STD 1 x SC2206-STD 1 x SC3035-STD 1 x SC2286-STD	mitsubishi	03301H000, 233001HC0D, M000TD0971

APPLICATION

NISSAN MARCH



CODE	FORMATION	OEM	MOTOR Nº
KIT SC0311-STD	1 x SC2206-STD 1 x SC3035-STD 1 x SC2258-STD 1 x SC2276-STD	mitsubishi	9E5T-11000-AC, M000T16271ZC, M000T25171ZC, M000TD1371ZE

APPLICATION

FIAT TORO **FORD** FUSION3.0LV6(2010) **JEEP** COMPASS2.4 **MERCURY** MILAN3.0LV6(2010) **NISSAN** VERSA **RENAULT** LOGAN2018, SANDERO(2018)



CODE	FORMATION	OEM	MOTOR Nº
KIT SC0333-STD	1 x ROLAMENTO REF. 629-2RS 1 x ROLAMENTO REF. 6204-RS C3	mitsubishi	

APPLICATION

IVECO 180E247.8(2000-2004), 180T247.8(2004-2006), 180T277.8(2004-2006), 180T317.8(2004-2006), 190E247.8(2000-2004), 190E277.8(2000-2003), 190E317.8(2000-2004), 190E35(2000-2004), 190S277.8(2003-2006), 190S307.8(2003-2006), 190S35(2003-2006), 190S367.8(2003-2006), 190T277.8(2004-2006), 190T317.8(2004-2006), 190T337.8(2006->), 190T357.8(2004-2006), 190T367.8(2006->), 260E247.8(2000-2003), 260E277.8(2000-2004), 260E317.8(2000-2004), 260E357.8(2000-2004), 260S277.8(2003-2006), 260S307.8(2003-2006), 260S317.8(2003-2006), 260S337.8(2006->), 260S35(2003-2006), 260S367.8(2006->), 260T317.8(2004-2006), 260T337.8(2006->), 260T357.8(2004-2006), 260T367.8(2006->), 340T357.8(2004-2006), 340T367.8(2006->).



CODE	FORMATION	OEM	MOTOR Nº
KIT SC1233-STD	1 x SC2047-STD 1 x SC2206-STD 1 x SC2204-STD 1 x SC2205-STD	mitsubishi	

APPLICATION

mitsubishi CLARK EMPILHADEIRAS, HYSTER EMPILHADEIRAS, YALE EMPILHADEIRAS



CODE	FORMATION	OEM	MOTOR Nº
KIT SC1236-STD	2 x SC2210-STD 1 x SC2211-STD 1 x ROLAMENTO REF. 629-2RS	mitsubishi	90500860, M002787771

APPLICATION

DODGE RAM-50 **FORD** RANGER **mitsubishi** L200, L300, PAJERO



CODE	FORMATION	OEM	MOTOR Nº
KIT SC1239-STD	1 x SC2139-STD 1 x SC2206-STD 1 x SC1846-STD 1 x SC2211-STD	mitsubishi	M000T80081, M000T80381, M000T80881, M000T80981, M000T81081, M000T82081, M000T92581, M0T80081, M0T80381, M0T80881, M0T80981, M0T81081, M0T82081, M0T92581;

APPLICATION

CHEVROLET - GM CARROS S10 **KIA** CARROS RIO I 1.3, CARROS RIO I 1.5 **MARCOPOLO** ÔNIBUS VOLARE **MAZDA** CARROS 323 VI 1.4 16V, CARROS 323 VI 1.5 16V, CARROS 626 V 1.8, CARROS 626 V 2.0, CARROS MPV II 2.0 16V, CARROS MX-5 II 1.6I, CARROS MX-5 II 1.8I, CARROS PREMACY 1.8, CARROS PREMACY 2.0



CODE	FORMATION	OEM	MOTOR Nº
KIT SC1261-STD	1 x SC3035-STD 1 x ROLAMENTO REF. 629-2RS 1 x ROLAMENTO REF. 6805-ZZ 1 x ROLAMENTO REF. 6205-ZZ	mitsubishi	20430564, 20572417, 20714203, 20891242, 2129976, 21632125, 21632127, 21632133, 85000087, 85000746, M009T61171, M009T62171, M009T62172, M009T62173, M009T62173ZA, M009T66371, M009T66372, M009T66373, M009T82171, M9T62173, MPM62173, MT961171, ZM8089001;

APPLICATION

VOLVO CAMINHÕES FH12/340, CAMINHÕES FH12/380, CAMINHÕES FH12/420, CAMINHÕES FH12/460, CAMINHÕES FH12/500, CAMINHÕES FM12/340, CAMINHÕES FM12/420, ÔNIBUS B12, ÔNIBUS B13

BUSHINGS KIT

SELF-LUBRIFICATE



CODE	FORMATION	OEM	MOTOR Nº
KIT SC1262-STD	1 x SC2139-STD 1 x SC2206-STD 1 x SC3036-STD 1 x SC2211-STD	mitsubishi	M003T10473, M003T10475, M003T10476, M3T10473;

APPLICATION

HYSTER EMPILHADEIRA **mitsubishi** EMPILHADEIRA YALE GLP-050



CODE	FORMATION	OEM	MOTOR Nº
KIT SC2064-STD	1 x SC2206-STD 1 x SC2205-STD 1 x SC2320-STD 1 x SC2238-STD	mitsubishi	M001T79781

APPLICATION

CHEVROLET - GM ÔMEGA **CLARK** EMPILHADEIRA **HYSTER** EMPILHADEIRA **mitsubishi** PAJERO (6CC) COM FOCINHO



CODE	FORMATION	OEM	MOTOR Nº
KIT SC2121-STD	1 x SC3035-STD 1 x ROLAMENTO REF. 629-2RS 1 x SC2298-STD 1 x SC2277-STD	mitsubishi	M002T87771ZA

APPLICATION

CHEVROLET - GM BLAZER, S10 **TROLLER** T4 C/ MOTOR MWM 2.8 DIESEL



CODE	FORMATION	OEM	MOTOR Nº
KIT SC2149-STD	1 x SC2139-STD 1 x SC2206-STD 1 x SC3035-STD 1 x SC2211-STD	mitsubishi	M000T32175ZC, M002T54571, M002T54572

APPLICATION

HYSTER EMPILHADEIRA C/ MOTOR MAZDA HA, EMPILHADEIRA C/ MOTOR MAZDA XA **YALE** EMPILHADEIRA GDP-050



CODE	FORMATION	OEM	MOTOR Nº
KIT SC0007-STD	1 x SC3001-STD 1 x SC1100-STD 1 x SC3008-STD	PRESTOLITE - LUCAS INDIEL	35261260;

APPLICATION

FORD ESCORT COM MOTOR ZETEC 1.8, FOCUS COM MOTOR ZETEC, MONDEO COM MOTOR ZETEC, RANGER COM MOTOR DURATEC HR 2.3 A GASOLINA **GM** CORSA POWERTECH 1.4, CORSA POWERTECH 1.6 **VOLKSWAGEN** GOLF 1.8 GI GASOLINE



CODE	FORMATION	OEM	MOTOR Nº
KIT SC0009-STD	1 x SC2047-STD 1 x SC1724-STD 1 x SC2048-STD 1 x ROLAMENTO DE ESFERAS 6004 2RS	PRESTOLITE - LUCAS INDIEL	F000C60001;

APPLICATION

FORD KA **JOHN DEERE** 6180, 7180, 7185J, 7205, 7500, 7505, 7515

BUSHINGS KIT

SELF-LUBRIFICATE



CODE	FORMATION	OEM	MOTOR Nº
KIT SC1191-2X KIT SC1191-STD	1 x SC2047-STD 1 x SC1724-STD 1 x SC2057-STD 1 x SC2048-STD	PRESTOLITE - LUCAS INDIEL	35259200, 35259240, 35259260, 35259290, 35259340, 35259360, 35259440, 35259450, 35259460, 35259520, 35259550, 35259730, 35259770, 35259780, 35259810, 35259830, 35259840, 35260830, 35260840, 35260870, 35261000, 35261050, 35261130, 35261135, 35261160, 35261385, 35261395, 35261445, 35261740, 35261770, 35261780, 35261900, 35262010, 35262020, 35262190

APPLICATION

MERCEDES-BENZ CAMINHÕES 1315, CAMINHÕES 1318, CAMINHÕES 1320, CAMINHÕES OH1316, ÔNIBUS 1214 COM CAIXA AUTOMÁTICA, ÔNIBUS 1414 COM CAIXA AUTOMÁTICA, ÔNIBUS 1418 COM CAIXA AUTOMÁTICA, ÔNIBUS 1614 COM CAIXA AUTOMÁTICA, ÔNIBUS OH TODOS 6CIL COM CAIXA MANUAL **VALTRA** TRATOR BH 140 COM MOTOR SISU 3CIL, 4CIL, E 6CIL, TRATOR BH 160 COM MOTOR SISU 3CIL, 4CIL, E 6CIL, TRATOR BH 180 COM MOTOR SISU 3CIL, 4CIL, E 6CIL, TRATOR BL 88 COM MOTOR SISU 3CIL, 4CIL, E 6CIL, TRATOR BL77 COM MOTOR SISU 3CIL, 4CIL, E 6CIL, TRATOR BM 100 COM MOTOR SISU 3CIL, 4CIL, E 6CIL, TRATOR BM 120 COM MOTOR SISU 3CIL, 4CIL, E 6CIL, TRATOR LEVE 685C, TRATOR LEVE 785C, TRATOR PESADO 1280 COM MOTOR MWM 3 E 6CIL, TRATOR PESADO 1580 COM MOTOR MWM 3 E 6CIL, TRATOR PESADO 1780 COM MOTOR MWM 3 E 6CIL **VOLKSWAGEN** CAMINHÕES 17.22 COM MOTOR CUMMINS 6CTAA 8.3, CAMINHÕES 17.220, CAMINHÕES 17.31 COM MOTOR CUMMINS 6CTAA 8.3, CAMINHÕES 18.31 COM MOTOR CUMMINS 6CTAA 8.3, CAMINHÕES 23.22 COM MOTOR CUMMINS 6CTAA 8.3, CAMINHÕES 23.220, CAMINHÕES 23.31 COM MOTOR CUMMINS 6CTAA 8.3, CAMINHÕES 26.22 COM MOTOR CUMMINS 6CTAA 8.3, CAMINHÕES 26.220, CAMINHÕES 26.26 COM MOTOR CUMMINS 6CTAA 8.3, CAMINHÕES 26.260, CAMINHÕES 26.31 COM MOTOR CUMMINS 6CTAA 8.3, CAMINHÕES PESADO 26.250E COM MOTOR CUMMINS 6B ELETRÔNICO 5.9CIL, CAMINHÕES TITAN 17.310 COM MOTOR CUMMINS 6CTTA 8.3, CAMINHÕES TITAN 18.310 COM MOTOR CUMMINS 6CTTA 8.3, CAMINHÕES TITAN 23.310 COM MOTOR CUMMINS 6CTTA 8.3, CAMINHÕES TITAN 26.310 COM MOTOR CUMMINS 6CTTA 8.3, MINIÔNIBUS C/ MOTOR CUMMINS 6B ELETRÔNICO 5.9, TITAN COM MOTOR CUMMINS C **VOLVO** CAMINHÕES VM 17 23 C/ MOTOR MWM SÉRIE 229, CAMINHÕES VM 17 23 C/ MOTOR MWM SÉRIE X10



CODE	FORMATION	OEM	MOTOR Nº
KIT SC1192-2X KIT SC1192-STD	1 x SC3012-STD 1 x SC3011-STD	PRESTOLITE - LUCAS INDIEL	8020433

APPLICATION

FIAT FIORINO, SPAZIO, TIPO 1.6, TIPO 2.0, UNO



CODE	FORMATION	OEM	MOTOR Nº
KIT SC1193-2X KIT SC1193-STD	1 x SC3002-STD 1 x SC3001-STD	PRESTOLITE - LUCAS INDIEL	352.58.180, 52.57.510

APPLICATION

FORD PAMPA C/MOTOR AP APÓS 1992, PAMPA MODELO NOVO, VERSAILLES C/MOTOR AP APÓS 1992, VERSAILLES MODELO NOVO **VOLKSWAGEN** APOLLO COM AP 1.6 E 1.8 APÓS 1992, APOLLO COM MOTOR AUDI 827 APÓS 1994, GOL, GOL COM MOTOR AUDI 827 APÓS 1994, LOGUS 1.8 E LOGUS 2.0 COM MOTOR AUDI 827 APÓS 1994, LOGUS COM AP 1.6 E 1.8 APÓS 1992, PARATI AP 1.6 1.8 E 2.0 APÓS 1992, PARATI COM MOTOR AUDI 827 APÓS 1994, QUANTUM AP 1.6 1.8 E 2.0 APÓS 1992, QUANTUM COM AP 1.6 E 1.8 APÓS 1992, QUANTUM COM MOTOR AUDI 827 APÓS 1994, SANTANA AP 1.6 1.8 E 2.0 APÓS 1992, SANTANA COM MOTOR AUDI 827 APÓS 1994, SAVEIRO COM AP 1.6 E 1.8 APÓS 1992, SAVEIRO COM MOTOR AUDI 827 APÓS 1994, VOYAGE AP 1.6 1.8 E 2.0 APÓS 1992, VOYAGE COM MOTOR AUDI 827 APÓS 1994



CODE	FORMATION	OEM	MOTOR Nº
KIT SC1198-2X KIT SC1198-STD	2 x SC3013-STD	PRESTOLITE - LUCAS INDIEL	352.58.000, 88DR11001A, 88DR-11001-A

APPLICATION

CHEVROLET - GM C 10 CUSTOM DELUXE, SILVERADO **FIAT** SPAZIO **FORD** M93R PICK UP F100 6CIL E 8CIL V8 COM MOTOR FAIRLANE GASOLINA E ÁLCOOL, M93R PICK UP F1000 6CIL E 8CIL V8 COM MOTOR FAIRLANE GASOLINA E ÁLCOOL, M93R PICK UP F150 6CIL E 8CIL V8 COM MOTOR FAIRLANE GASOLINA E ÁLCOOL, M93R PICK UP FALCON 6CIL E 8CIL V8 COM MOTOR FAIRLANE GASOLINA E ÁLCOOL, TRATOR **NEW HOLLAND** TRATOR 2000 3-158 DIESEL 1965>1974, TRATOR 2000 LCG 3-158 DIESEL 1961>1964, TRATOR 2030 3-158 DIESEL 1961>1964, TRATOR 2031 3-158 DIESEL 1960>1962, TRATOR 2100 3CIL GAS 1965>1974, TRATOR 2110 3CIL GAS 1965>1974, TRATOR 2120 3CIL GAS 1965>1974, TRATOR 2300 3CIL GAS 1965>1974, TRATOR 2310 3-158 DIESEL 1982>1983, TRATOR 2310 3CIL GAS 1965>1974, TRATOR 2600 3CIL GAS 1975>1981, TRATOR 2610 3CIL GAS 1981>1983, TRATOR 3100 3CIL GAS 1965>1974, TRATOR 3110 3CIL GAS 1965>1974, TRATOR 3120 3CIL GAS 1965>1974, TRATOR 3190 3CIL GAS 1965>1974, TRATOR 3550 3CIL GAS 1965>1974, TRATOR 5000 MOTORES A GÁS 1965>1975, TRATOR 5100 MOTORES A GÁS 1965>1974, TRATOR 5340 MOTORES A GÁS 1968>1974

BUSHINGS KIT

SELF-LUBRICATE



CODE	FORMATION	OEM	MOTOR Nº
KIT SC1223-STD	3 x SC1978-STD	PRESTOLITE - LUCAS INDIEL	1L5411000AA, 2C3511001BA, 2C4511001AA, 2C4511001BA, 2R0911023A, 2S0911023, 35258490, 35258540, 35258620, 35258660, 35258690, 35258710, 35258880, 35258940, 35258950, 35259040, 35259050, 35259130, 35259150, 35259170, 35259180, 35259210, 35259310, 35259330, 35259390, 35259400, 35259430, 35259480, 35259580, 35259590, 35259600, 35259620, 35259630, 35259640, 35259650, 35259660, 35259670, 35259680, 35259690, 35259710, 35259720, 35259750, 35259760, 35259870, 35259880, 35259900, 35260828, 35261020, 35261120, 35261155, 35261175, 35261355, 35261360, 35261425, 35261760, 35262580, 35262710, 4C4511001BA, 905720100093, A001233410E, AJ60123, ERR5009, F7HT11001AC, NAD10038, RE509658, TJG911023B, TJG911023D, XC3U11000CA, XC4511001CA, XS4511001CA, YD00010680

APPLICATION

AGRALE CAMINHÕES 7500, CAMINHÕES 8000, CAMINHÕES 8500, CAMINHÕES 9200, TRATOR 5075, TRATOR 5075.4, TRATOR 5085, TRATOR 5085.4 **CHEVROLET - GM** BLAZER (C/ MOTOR CUMMINS 5.9), BLAZER 2.5 (C/ MOTOR MAXION HS), D20 4.1 (C/ MOTOR MAXION S4), S10 2.5 (C/ MOTOR MAXION HS), SILVERADO 4.1 (C/ MOTOR MAXION S4) **DODGE** D1000 **FORD** CAMINHÕES CARGO 1217, CAMINHÕES CARGO 1416, CAMINHÕES CARGO 1417, CAMINHÕES CARGO 1421, CAMINHÕES CARGO 1617, CAMINHÕES CARGO 1621, CAMINHÕES CARGO 1716, CAMINHÕES CARGO 1722, CAMINHÕES CARGO 815, CAMINHÕES F12000, CAMINHÕES F14000, CAMINHÕES F16000, CAMINHÕES F7000, CARRO F100, CARRO F1000 2.5 (C/ MOTOR MAXION HS), CARRO F150, CARRO F250, CARRO F350, CARRO RANGER 2.5 DIESEL (C/ MOTOR MAXION HS), CARRO RANGER 2.8 DIESEL (C/ MOTOR MAXION HS), CARRO RANGER 3.0 DIESEL (C/ MOTOR INTERNATIONAL), CARRO TRANSIT DIESEL, F-250, F-350, ÔNIBUS B7000 **JOHN DEERE** COLHEITADEIRA 1165, COLHEITADEIRA 1175, COLHEITADEIRA 1450, TRATOR 7500 **LAND ROVER** DEFENDER 2.5, DISCOVERY 2.5 **MASSEY FERGUSON** COLHEITADEIRA MF3640, COLHEITADEIRA MF5650, TRATOR MF250X, TRATOR MF297, TRATOR MF299, TRATOR MF5320, TRATOR MF640, TRATOR MF650, TRATOR MF660, TRATOR MF680 **MERCEDES-BENZ** CAMINHÕES SPRINTER 2.5 (C/ MOTOR MAXION HS), ÔNIBUS **NEW HOLLAND** PEUGEOT, TRATOR TL65E, TRATOR TL75E, TRATOR TL85E, TRATOR TL95E **VOLKSWAGEN** CAMINHÕES 13150, CAMINHÕES 13180, CAMINHÕES 13190, CAMINHÕES 15180, CAMINHÕES 15190, CAMINHÕES 17210, CAMINHÕES 23210, CAMINHÕES 710, CAMINHÕES 7100, CAMINHÕES 8120, CAMINHÕES 8150, CARRO TRANSPORTER T4 2.4 DIESEL, ÔNIBUS B16210, ÔNIBUS B17210 OD, ÔNIBUS B17240 OT, ÔNIBUS B8150 OD, ÔNIBUS B9150



CODE	FORMATION	OEM	MOTOR Nº
KIT SC1225-STD	4 x SC1978-STD	PRESTOLITE - LUCAS INDIEL	352.58.580, 352.59.040

APPLICATION

DIVERSAS MAXION, PERKINS **FORD** F1000, F250, F350, F4000



CODE	FORMATION	OEM	MOTOR Nº
KIT SC1240-STD	1 x SC1871-STD 1 x SC093-STD 1 x SC1100-STD 1 x SC1905-STD	PRESTOLITE - LUCAS INDIEL	

APPLICATION

AUDI A3 ANO 1998 ATÉ 2002 **FORD** ESCORT ANO 1996 ATÉ 1999, VERONA, VERSAILLES **VOLKSWAGEN** POINTER ANO 1996 ATÉ 1998, POLO CLASSIC ANO 1996 ATÉ 2001



CODE	FORMATION	OEM	MOTOR Nº
KIT SC1242-2X KIT SC1242-STD	1 x SC1963-STD 1 x SC1724-STD 1 x SC2111-STD 1 x SC2056-STD	PRESTOLITE - LUCAS INDIEL	2C3511001BA, 2C4511001AA, 2C4511001BA, 2R0911023A, 2S0911023, 35258620, 35259040, 35259310, 35259330, 35259390, 35259430, 35259580, 35259590, 35259600, 35259620, 35259630, 35259640, 35259650, 35259660, 35259670, 35259680, 35259690, 35259710, 35259720, 35259750, 35259760, 35259870, 35259880, 35259900, 35261020, 35261120, 35261155, 35261175, 35261355, 35261360, 35261425, 35261760, 35262580, 4C4511001BA, 905720100093, AJ60123, F7HT11001AC, RE509658, TJG911023B, TJG911023D, XC3U11000CA, XC4511001CA, XS4511001CA, YD00010680

APPLICATION

AGRALE CAMINHÃO 7500 MWM 4.10 TCA, CAMINHÃO 8500 MWM 4.10 TCA, CAMINHÃO 9200 MWM 4.10 TCA, FURGÃO 8000 AUTOM. MWM 4.10 TCA, FURGÃO 8000 MWM 4.10 TCA, TRATOR 5075 BX 150 TD229-4, TRATOR 5075.4 BX 150 D229-4, TRATOR 5085 BX 150 TD229-4, TRATOR 5085.4 BX 150 D229-4 **CHEVROLET-GM** BLAZER CUMMINS B 5.9 **FORD** 1000, F350, F4000; **JOHN DEERE** COLHEITADEIRA 1175 4 CIL. 3.9, COLHEITADEIRA 1450 4 CIL. 3.9, COLHEITADEIRA 1165 4 CIL. 3.9, TRATOR 7500 6068T 6 CIL. 6.8 **MASSEY FERGUSON** COLHEITADEIRA MF 3640 PERKINS 1006 - 6 6.0, COLHEITADEIRA MF 5650 PERKINS 1006 6 6.0, TRATOR MF 250X MOTOR PERKINS AD 3.152 2.5, TRATOR MF 297 PERKINS SÉRIE 1000 6.0, TRATOR MF 299 PERKINS SÉRIE 1000 T 6.0, TRATOR MF 5320 PERKINS 1006.6T 6.0, TRATOR MF 640 PERKINS 1006.6T 6.0, TRATOR MF 650 PERKINS 1006.6T 6.0, TRATOR MF 660 PERKINS 1006.6T 6.0, TRATOR MF 680 PERKINS 1006.6T 6.0 **VOLKSWAGEN** CAMINHÃO 13.150 MWM SÉRIE 10 4.10 TCA, CAMINHÃO 13.180 MWM SÉRIE 10 4.10 TCA 6.4, CAMINHÃO 15.180 MWM SÉRIE 10 6.10 TCA 6.4, CAMINHÃO 17.210 MWM SÉRIE 10 6.10 TCA 6.4, CAMINHÃO 23.210 MWM SÉRIE 10 6.10 TCA 6.4, CAMINHÃO 7.100 MWM SÉRIE 10 4.10 TCA 4.2, CAMINHÃO 8.120 MWM SÉRIE 10 4.10 TCA 4.2, CAMINHÃO 8.150 MWM SÉRIE 10 4.10 TCA 4.2, ÔNIBUS 16.210 MWM SÉRIE 10 6.10 TCA 6.4, ÔNIBUS 17.210OD MWM SÉRIE 10 6.10 TCA 6.4, ÔNIBUS 17.240OT MWM SÉRIE 10 6.10 TCA 6.4, ÔNIBUS 8.150OD MWM SÉRIE 10 4.0 TCA 4.2, ÔNIBUS 9.150OD MWM SÉRIE 10 4.0 TCA 4.2



CODE	FORMATION	OEM	MOTOR Nº
KIT SC1243-2X KIT SC1243-STD	1 x SC1963-STD 1 x SC1724-STD 1 x SC1730-STD 1 x SC2056-STD	PRESTOLITE - LUCAS INDIEL	1L5411000AA, 35258490, 35258540, 35258580, 35258660, 35258690, 35258710, 35258880, 35258940, 35258950, 35259040, 35259050, 35259130, 35259150, 35259170, 35259180, 35259210, 35259400, 35259480, 35260828, 9000082021, 9000082025, 9000082028, 9000082035, 9000082041, 9000082042, 9000082043, 9000082051, 9000082061, 9000082065, 9000082066, 9000082067, 9000082069, 9000082072, 9000082075, 9000082085, A001233410E, ERR5009, NAD10038

APPLICATION

CHEVROLET-GM SILVERADO 4.2 L COM MOTOR MWM SPRINT 6 CILINDROS **FIAT** DUCATO **FORD** F1000 COM MOTOR MAXION HS 4CIL 2.5, RANGER 2.5 L COM MOTOR MAXION HS 4 CILINDROS DE 1998 ATÉ 2001, RANGER 2.8 L COM MOTOR MAXION HS 4 CILINDROS DE 2002 ATÉ 2005, RANGER 3.0L INTERNATIONAL DE 2005 ATÉ 2012 **MERCEDES-BENZ** SPRINTER MAXION HS 4 CIL. 2.5 **PEUGEOT** 504, 505

BUSHINGS KIT

SELF-LUBRIFICATE



CODE	FORMATION	OEM	MOTOR Nº
KIT SC1250-2X KIT SC1250-STD	1 x SC3009-STD 1 x SC3010-STD	PRESTOLITE - LUCAS INDIEL	35256433, 35258240, 35258440, 35258500, 35258670;

APPLICATION

CHEVROLET - GM CARROS D20 (C/ MOTOR PERKINS ARGENTINO) **FORD** CARRO F1000 C/ MOTOR MWM 4CIL.APÓS 1992, CARROS F4000 COM MOTOR MWM 4CIL.APÓS 1992, F1000 (C/ MOTOR PERKINS ARGENTINO); **JOHN DEERE** TRATOR 6300 APÓS 1996 >, TRATOR 6600 APÓS 1996 >, TRATOR 7500 APÓS 1996 > **MWM** MOTOR PARA PICK-UP FORD MODELO F1000, MOTOR PARA PICK-UP FORD MODELO F4000, MOTORES DE 4 E 6 CILINDROS, MOTORES DE 6 CILINDROS **SLC** COLHEITADEIRAS



CODE	FORMATION	OEM	MOTOR Nº
KIT SC1253-2X KIT SC1253-STD	1 x SC1724-STD 1 x SC1730-STD	PRESTOLITE - LUCAS INDIEL	35257860;

APPLICATION

FIAT UNO 1.6; **FORD** ESCORT GUARUJÁ 1.6 CHT, ESCORT HOBBY GL 1.6 CHT, ESCORT HOBBY L 1.6 CHT, PAMPA; **VOLKSWAGEN** GOL 1.6 AE, GOL 1.6 CHT, LOGUS, POINTER,; SANTANA,; SAVEIRO 1.6 AE, SAVEIRO 1.6 CHT, VOYAGE 1.6 AE, VOYAGE 1.6 CHT



CODE	FORMATION	OEM	MOTOR Nº
KIT SC1258-2X KIT SC1258-STD	1 x SC1101-STD 1 x SC093-STD 1 x SC1100-STD 1 x SC3008-STD	PRESTOLITE - LUCAS INDIEL	35258370, 35258400, 35258420, 35258430, 35258460, 35258560, 35258720, 35258730, 35258760, 35258780, 35258840, 35258850, 35259220, 35259570, 35259860, 35260890, 35261250, 35261260, 35261295, 35261640, 35261810,; 352.58.270, 35258370, 35258400, 35258420, 35258430, 35258460, 35258560, 35258720, 35258730, 35258760, 35258780, 35258840, 35258850, 35259220, 35259570, 35259860, 35260890, 35261250, 35261260, 35261295, 35261640, 35261810;

APPLICATION

VOLKSWAGEN ORION,; POINTER, POLO CLASSIC, VERONA



CODE	FORMATION	OEM	MOTOR Nº
KIT SC1273-STD	1 x SC3009-STD 1 x SC3010-STD 1 x SC471-STD	PRESTOLITE - LUCAS INDIEL	35256424, 35256525, 35257655, 35258670, 35259580, 35261385;

APPLICATION

JOHN DEERE COLHEITADEIRAS 4C, TRATORES



CODE	FORMATION	OEM	MOTOR Nº
KIT SC1287-STD	1 x SC2024-STD 1 x SC1724-STD 1 x SC3001-STD 1 x SC2056-STD	PRESTOLITE - LUCAS INDIEL	352.59.430,; 352.59.750

APPLICATION

AGRALE MICRO ÔNIBUS VOLARE C/ MOTOR MWM **DIVERSAS** VOLKSWAGEN C/ MOTOR MWM **NEW HOLLAND** TL C/ MOTOR MWM



CODE	FORMATION	OEM	MOTOR Nº
KIT SC1323-STD	1 x SC1963-STD 1 x SC093-STD 1 x SC1199-STD 1 x SC1870-STD	PRESTOLITE - LUCAS INDIEL	35258600, 7702227;

APPLICATION

FORD ESCORT, VERONA **RENAULT** CLIO COM MOTOR C3L 1.6, CLIO WITH C3L 1.6 ENGINE, R11 COM MOTOR 1.4, R11 COM MOTOR C3L 1.6, R11 WITH 1.4 ENGINE, R11 WITH C3L 1.6 ENGINE, R19 COM MOTOR C3L 1.6, R19 WITH C3L 1.6 ENGINE, R9 COM MOTOR 1.4, R9 COM MOTOR C3L 1.6, R9 WITH 1.4 ENGINE, R9 WITH C3L 1.6 ENGINE



CODE	FORMATION	OEM	MOTOR Nº
KIT SC1334-STD	1 x SC1963-STD 1 x SC082-STD 1 x SC1199-STD 1 x SC1909-STD	PRESTOLITE - LUCAS INDIEL	35259570;

APPLICATION

AGRALE CAMINHÃO TX1100(12V), TRATORES EQUIPAMENTOS AGRÍCOLAS 4100, TRATORES EQUIPAMENTOS AGRÍCOLAS 4100.4, TRATORES EQUIPAMENTOS AGRÍCOLAS 4118, TRATORES EQUIPAMENTOS AGRÍCOLAS 4118-4 C/ MOTOR M90T, TRATORES EQUIPAMENTOS AGRÍCOLAS 4118-4 C/ MOTOR M93

BUSHINGS KIT

SELF-LUBRIFICATE



CODE	FORMATION	OEM	MOTOR Nº
KIT SC1344-STD	1 x SC1963-STD 1 x SC1199-STD 1 x SC1909-STD 1 x SC3025-STD	PRESTOLITE - LUCAS INDIEL	

APPLICATION

VOLKSWAGEN KOMBI DIESEL, LOGUS, POINTER, SANTANA, SAVEIRO



CODE	FORMATION	OEM	MOTOR Nº
KIT SC2090-STD	1 x SC1871-STD 1 x SC082-STD 1 x SC1100-STD 1 x SC3008-STD	PRESTOLITE - LUCAS INDIEL	352.58.270

APPLICATION

FORD ESCORT, ORION, VERONA **VOLKSWAGEN** LOGUS, POINTER, POLO



CODE	FORMATION	OEM	MOTOR Nº
KIT SC0015-STD	1 x SC3483-STD 1 x SC3035-STD	VALEO	23301105R, 7S55-11000-AB, FS10B1, FS10B3, TS10E3

APPLICATION

FORD COURIER (1999 ATÉ 2013), ECOSPORT (2003 ATÉ 2012), ESCORT (2000 ATÉ 2002), FIESTA (1999 ATÉ 2013) **RENAULT** CLIO1.6L COM MOTOR K4, CLIO1.6L COM MOTOR K7, DUSTER 1.6 16V, KANGOO1.6 16V COM MOTOR K4M, LOGAN1.6L COM MOTOR K4, LOGAN1.6L COM MOTOR K7, MEGANE1.6 16V COM MOTOR K4M, MEGANE1.6L COM MOTOR K7M, SANDERO1.6L COM MOTOR K4, SANDERO1.6L COM MOTOR K7, SCÉNIC1.6 16V COM MOTOR K4M, SCÉNIC1.6 COM MOTOR K7M, SYMBOL1.6L COM MOTOR K4, SYMBOL1.6L COM MOTOR K7



CODE	FORMATION	OEM	MOTOR Nº
KIT SC0016-STD	1 x SC2203-STD 1 x SC3450-STD	VALEO	1201952, 3610003101, 36100-03101, GSL36100.03101

APPLICATION

HYUNDAI HB20 **KIA** PICANTO 1.0 16V 3 CILINDROS



CODE	FORMATION	OEM	MOTOR Nº
KIT SC0018-STD	1 x ROLAMENTO REF. HK0808 1 x ROLAMENTO REF. HK-1010	VALEO	55564374, TS22E20

APPLICATION

CHEVROLET - GM S10 DIESEL (2011 À 2014), TRAILBLAZER 2.8 (2013)



CODE	FORMATION	OEM	MOTOR Nº
KIT SC0019-STD	1 x SC3460-STD 1 x SC3035-STD	VALEO	55564374, TS22E20

APPLICATION

CHEVROLET - GM S10 DIESEL (2011 À 2014), TRAILBLAZER 2.8 (2013)



CODE	FORMATION	OEM	MOTOR Nº
KIT SC1217-2X KIT SC1217-STD	1 x SC1101-STD 1 x SC3035-STD	VALEO	187863, 187996, 188251, 260412, 270327, 290212, 3S6511000BA, 3S6511000CA, 494828, 594287, 5S6511000AA, 665.1100.AA, D7E33, D7E34, D7E37, D7E43

APPLICATION

FORD CARROS COURIER 1.0 (C/ MOTOR ZETEC ROCAM), CARROS COURIER 1.6 (C/ MOTOR ZETEC ROCAM), CARROS ECOSPORT 1.0 (C/ MOTOR ZETEC ROCAM), CARROS ECOSPORT 1.0 SUPERCHARGER (C/ MOTOR ZETEC ROCAM), CARROS ECOSPORT 1.6 (C/ MOTOR ZETEC ROCAM), CARROS ESCORT 1.6 (C/ MOTOR ZETEC ROCAM), CARROS FIESTA 1.0 (C/ MOTOR ZETEC ROCAM), CARROS FIESTA 1.0 SUPERCHARGER (C/ MOTOR ZETEC ROCAM), CARROS FIESTA 1.6 (C/ MOTOR ZETEC ROCAM), CARROS FOCUS 1.0 (C/ MOTOR ZETEC ROCAM), CARROS KA 1.0 (C/ MOTOR ZETEC ROCAM), CARROS KA 1.6 (C/ MOTOR ZETEC ROCAM)

BUSHINGS KIT

SELF-LUBRICATE



CODE	FORMATION	OEM	MOTOR Nº
KIT SC1226-STD	3 x SC2063-STD	VALEO	432598, D6RA12, D6RA16, D6RA5, D6RA6

APPLICATION

CITROËN XSARA **RENAULT** CLIO, KANGOO, LAGUNA, MEGANE



CODE	FORMATION	OEM	MOTOR Nº
KIT SC1230-STD	1 x SC2199-STD 1 x SC2200-STD 1 x SC094-STD 1 x SC1870-STD	VALEO	432590, 432593, 432598, 433311, 433320, 433321, 726011, 726048, D6RA12, D6RA16, D6RA18, D6RA20, D6RA5, D6RA6, D6RA61

APPLICATION

CITROËN CARROS AX 1.3, CARROS BERLINGO 1.1I, CARROS BERLINGO 1.4, CARROS BERLINGO 1.4I, CARROS BERLINGO 1.6I, CARROS C15 1.0 CARROS C15 1.1, CARROS C15 1.1I, CARROS C15 1.4, CARROS C15 1.4I, CARROS SAXO 1.0I, CARROS SAXO 1.1I, CARROS SAXO 1.4I, CARROS SAXO 1.6I, CARROS XM 3.0I V6, CARROS XSARA 1.4I, CARROS XSARA 1.6I, CARROS ZX 1.1, CARROS ZX 1.1I, CARROS ZX 1.4, CARROS ZX 1.4I **PEUGEOT** CARROS 106 1.0, CARROS 106 1.0I, CARROS 106 1.1, CARROS 106 1.1I, CARROS 106 1.3I, CARROS 106 1.4, CARROS 106 1.4I, CARROS 106 1.6I, CARROS 205 1.0, CARROS 205 1.0I, CARROS 205 1.1, CARROS 205 1.1I, CARROS 205 1.3, CARROS 205 1.4, CARROS 205 1.4I, CARROS 206 1.1I, CARROS 206 1.4I, CARROS 207 1.4, CARROS 207 1.6 HDI 16V, CARROS 306 1.1I, CARROS 306 1.4, CARROS 306 1.4I, CARROS 306 1.6I, CARROS 309 1.1, CARROS 309 1.1I, CARROS 309 1.4, CARROS 309 1.4I, CARROS 405 1.4, CARROS 405 1.4I, CARROS 605 3.0I V6, CARROS PARTNER 1.1I, CARROS PARTNER 1.4, CARROS PARTNER 1.4I, CARROS PARTNER 1.6I, V206 1.6I **RENAULT** CARROS CLIO 1.8I, CARROS R11 1.7I, CARROS R19 1.7, CARROS R19 1.7I, CARROS R19 1.8I, CARROS R21 1.7, CARROS R21 1.7I, CARROS R9 1.7, CARROS SUPER 5 1.7, CARROS TRAFIC 1.7



CODE	FORMATION	OEM	MOTOR Nº
KIT SC1231-STD	1 x SC1101-STD 1 x SC2202-STD	VALEO	02T911023Q, 30L5015EDT, D7ES6, F000AL0402

APPLICATION

VOLKSWAGEN CARROS FOX 1.0L 16V, CARROS FOX 1.6L, CARROS GOL G5 1.0L, CARROS GOL G5 1.6L, CARROS GOLF 1.6L, CARROS POLO 1.0L 16V, CARROS POLO 1.6L, CARROS POLO SEDAN 1.0L 16V, CARROS POLO SEDAN 1.6L, CARROS SAVEIRO 1.0L, CARROS SAVEIRO 1.6L, CARROS SPACEFOX 1.0L, CARROS SPACEFOX 1.6L, CARROS VOYAGE 1.0L, CARROS VOYAGE 1.6L



CODE	FORMATION	OEM	MOTOR Nº
KIT SC1234-STD	1 x SC2207-STD 1 x SC3035-STD	VALEO	185485EDT, 438126, BD7E17

APPLICATION

CHEVROLET-GM CELTA 1.0, CELTA1.4, CORSA CLASSIC 1.0 8V, CORSA GL WIND GSI, CORSA JOY, CORSA MAXX, CORSA MODELO ANTIGO GL 1.4 8V SOHC 1994 A 2001, CORSA MODELO NOVO 1.8 8V, CORSA PREMIUM 1.0 8V, CORSA PREMIUM 1.4 8V, CORSA PREMIUM 1.8 8V



CODE	FORMATION	OEM	MOTOR Nº
KIT SC1257-2X KIT SC1257-STD	1 x SC1101-STD 1 x SC3035-STD	VALEO	1S6511000BA, 23G7.3348JS, 3S6511000BA, 3S6511000CA, 5S6511000AA, D7E33, D7E34, D7E37 D7E43, TS10E3;

APPLICATION

FORD CARROS COURIER 1.0 (C/ MOTOR ZETEC ROCAM), CARROS COURIER 1.6 (C/ MOTOR ZETEC ROCAM), CARROS ECOSPORT 1.0 (C/ MOTOR ZETEC ROCAM), CARROS ECOSPORT 1.0 SUPERCHARGER (C/ MOTOR ZETEC ROCAM), CARROS ECOSPORT 1.6 (C/ MOTOR ZETEC ROCAM), CARROS ESCORT 1.6 (C/ MOTOR ZETEC ROCAM), CARROS FIESTA 1.0 (C/ MOTOR ZETEC ROCAM), CARROS FIESTA 1.0 SUPERCHARGER (C/ MOTOR ZETEC ROCAM), CARROS FIESTA 1.6 (C/ MOTOR ZETEC ROCAM), CARROS FOCUS 1.0 (C/ MOTOR ZETEC ROCAM), CARROS KA 1.0 (C/ MOTOR ZETEC ROCAM), CARROS KA 1.6 (C/ MOTOR ZETEC ROCAM)



CODE	FORMATION	OEM	MOTOR Nº
KIT SC1282-STD	1 x SC1871-STD 1 x SC3035-STD	VALEO	0001170421, 438126, 438185, 93264950, BD7E17, BD7E44;

APPLICATION

CHEVROLET - GM ASTRA 1.8 OHC, CELTA 1.0 OHC, CELTA 1.4 OHC, CORSA 1.0 EFI OHC, CORSA 1.0 MPFI OHC, CORSA 1.0 MPFI VHC, CORSA 1.4 EFI OHC, CORSA 1.4 MPFI OHC, CORSA 1.6 EFI OHC, CORSA 1.6 MPFI OHC, CORSA 1.8 EFI OHC, CORSA 1.8 FLEXPOWER, CORSA 1.8 MPFI OHC, MERIVA 1.8 OHC **FIAT** PALIO 1.8 OHC, STILO 1.8 OHC



CODE	FORMATION	OEM	MOTOR Nº
KIT SC2103-STD	1 x SC2201-STD 1 x SC2294-STD	VALEO	02T911023Q, 30L5015EDT, 438179, D7ES6, F000AL0402

APPLICATION

VOLKSWAGEN FOX1.0L16V, FOX1.6L, GOLF1.6L, GOLG51.0L, GOLG51.6L, POLO1.0L16V, POLO1.6L, POLOSEDAN1.0L16V, POLOSEDAN1.6L, SAVEIRO1.0L, SAVEIRO1.6L, SPACEFOX1.0L, SPACEFOX1.6L, VOYAGE1.0L, VOYAGE1.6L

BUSHINGS KIT

SELF-LUBRICATE



CODE	FORMATION	OEM	MOTOR Nº
KIT SC2179-STD	1 x SC2245-STD 2 x SC2072-STD 1 x SC2244-STD	VALEO	3610042350, DSL3610042350;, DSL42360, TM000A34101, TM000A36101

APPLICATION

FIAT DUCATO **HYUNDAI** H-1 2.5 TD BUS COM MOTOR D4BH, HR 2.5L - 8V COM MOTOR D4BH, PORTER 2.5 TD BOX COM MOTOR D4BA, PORTER 2.5 TD BOX COM MOTOR D4BH, PORTER 2.5 TD PICK-UP COM MOTOR D4BA, PORTER 2.5 TD PICK-UP COM MOTOR D4BH **KIA** BONGO K2500 4X2 2.5L **MERCEDES-BENZ** SPRINTER 311 CDI, SPRINTER 313 CDI **MITSUBISHI** L 200 2.5 D 4WD COM MOTOR 4D56, L 200 2.5 TD 4X4, L 200 2.5 TD 4X4 COM MOTOR 4D56T, PAJERO 2.5 TD **RENAULT** MASTER **VOLKSWAGEN** AMAROK 2.0 TDI



CODE	FORMATION	OEM	MOTOR Nº
KIT SC2191-STD	1 x SC2245-STD 1 x SC1963-STD 1 x SC3035-STD 1 x SC2244-STD	VALEO	428000-9300, 51911199, 56029852AA, 8200634603, D7G11

APPLICATION

RENAULT MASTER COM MOTOR 2.5 DIESEL ELETRÔNICO ANO 2006, MASTER COM MOTOR 2.8 DIESEL ELETRÔNICO ANO 2006



CODE	FORMATION	OEM	MOTOR Nº
KIT SC2250-STD	1 x SC2207-STD 1 x ROLAMENTO REF. HK-1010	VALEO	185485EDT, 438126, BD7E17

APPLICATION

CHEVROLET - GM CELTA 1.0, CELTA 1.4, CORSA MAXX, CORSA PREMIUM 1.0 8V, CORSA PREMIUM 1.4 8V, CORSA PREMIUM 1.8 8V **DIVERSAS** CORSA CLASSIC 1.0 8V, CORSA GL WIND GSI, CORSA JOY, CORSA MODELO ANTIGO GL 1.4 8V SOHC 1994 A 2001, CORSA MODELO NOVO 1.8 8V



CODE	FORMATION	OEM	MOTOR Nº
KIT SC2280-STD	1 x SC2245-STD 2 x ROLAMENTO REF. HK-1010 1 x SC2287-STD	VALEO	36100-42350, DSL3610042350

APPLICATION

HYUNDAI H100, HR **KIA** BONGO K2500



CODE	FORMATION	OEM	MOTOR Nº
KIT SC2406-STD	1 x SC2245-STD 2 x SC3035-STD 1 x SC2287-STD	VALEO	0051511301, D7R46

APPLICATION

MERCEDES BENZ ACCELO, SPRINTER CDI



CODE	FORMATION	OEM	MOTOR Nº
KIT SC2497-STD	1 x SC3035-STD 2 x SC3498-STD	VALEO	

APPLICATION

FORD ECOSPORT, FOCUS, NEW FIESTA



CODE	FORMATION	OEM	MOTOR Nº
SC0326-STD	2 x ROLAMENTO REF. HK-1010 1 x ROLAMENTO REF. HK2010	VALEO	30659576, ESW20E26, ESW20E3

APPLICATION

NISSAN QASHQAI 1.6DCI(2011->), QASHQAI 1.6DCI4X4(2015->) **OPEL** VIVAROB1.6CDTI(2014->) **RENAULT** FLUENCE 1.6DCI(2014->), GRANDSCENIC 1.6DCI(2011->), KADJAR 1.6DCI(2015->), MEGANE 1.6DCI(2011->), SCENIC 1.6DCI(2011->), TALISMAN 1.6DCI(2015->), TALISMANGRANDTOUR 1.6DCI(2016->), TRAFIC 1.6DCI(2014->) **VAUXHALL** VIVAROB1.6CDTI(2014->) **VOLVO** S602.0D2/D3/D5/T3/T4(2015->), S602.0D4(2013-2015), S602.0T5/T6(2013->), S602.0T6(2013->), S802.0D4/T5(2013->), S802.0DRIVE-E(2014->), S902.0D3/D4AWD(2016->), V402.0D2/D3/T2/T3(2015->), V402.0D4(2014->), V402.0T4AWD/T5(2014->), V602.0D2/D3/D5/T3/T4(2015->), V602.0D4(2013-2015), V602.0T5/T6(2013->), V702.0D2/T4(2015->), V702.0D4/T5(2013->), V902.0D3/D4/D5AWD(2016->), XC402.0D4AWD(2017->), XC602.0D3(2015-2017), XC602.0D4(2013-2017), XC602.0T5/T6(2013->), XC702.0D4/T5(2013->), XC902.0D4(2015->), XC902.0D5AWD(2014->)

SELF-LUBRICATE BUSHINGS

BUSHINGS

SELF-LUBRICATE



CODE	OD.	ID.	Height	OEM	APPLICATION POSITION
SC004-2X	17,61	14,16	18,25	BOSCH - WAPSA	LADO MOTRIZ
SC004-3X	17,61	14,03	18,25		
SC004-STD	17,61	14,29	18,25		

APPLICATIONS

AGRALE TRATOR T-4200 MOTOR M-790, TRATOR T-4300 MOTOR M-790 **CBT** TRATOR 1100 COM PERKINS 4 CIL. APÓS 1971 **MASSEY FERGUSON** TRATOR 235, TRATOR 250, TRATOR 265, TRATOR 55, TRATOR 65X **MAXION** TRATOR 235 APÓS 11/1971, TRATOR 250 APÓS 11/1971, TRATOR 265 APÓS 11/1971, TRATOR 50 ATÉ 1971, TRATOR 50X APÓS 11/1971, TRATOR 55X APÓS 11/1971, TRATOR 65R APÓS 11/1971, TRATOR 65X APÓS 11/1971, TRATOR 65X ATÉ 1971 **MERCEDES BENZ** ONIBUS APÓS 12/73



CODE	OD.	ID.	Height	OEM	APPLICATION POSITION
SC008-2X	19,14	15,82	14,25	BOSCH - WAPSA	LADO COLETOR
SC008-3X	19,14	15,70	14,25		
SC008-STD	19,14	15,95	14,25		

APPLICATIONS

CBT TRATOR 1090 ATÉ 1971 **CHEVROLET-GM** CAMINHÃO DIESEL COM PERKINS 6CIL. ATÉ 1971, PICK-UP DIESEL COM PERKINS 4CIL. ATÉ 1971 **CLARK** TRATOR MICHIGAN 75A 11 111 ATÉ 1971 **EATON** EMPILHADEIRA D83C ATÉ 1971, EMPILHADEIRA D83P ATÉ 1971, EMPILHADEIRA D87P ATÉ 1971, PÁ CARREGADEIRA 1900, PÁ CARREGADEIRA 250A **FORD** CAMINHÃO F100 APÓS 1970, CAMINHÃO F350 APÓS 1970, CAMINHÃO F600 APÓS 1970, JEEP WILLYS, PICK-UP F75 **MASSEY FERGUSON** TRATOR 55, TRATOR 65RX, TRATOR 951, TRATOR 951X **MAXION** TRATOR 50 ATÉ 1971, TRATOR 55X ATÉ 1971, TRATOR 65X ATÉ 1971, TRATOR 951 ATÉ 1971, TRATOR 95X ATÉ 1971, TRATOR MF 65R ATÉ 1971 **MULLER** COMPRESSOR COM MOTOR PERKINS



CODE	OD.	ID.	Height	OEM	APPLICATION POSITION
SC014-2X	16,55	12,43	11,40	BOSCH - WAPSA	LADO COLETOR
SC014-3X	16,55	12,30	11,40		
SC014-STD	16,55	12,55	11,40		

APPLICATIONS

AGRALE MOTOR ESTACIONÁRIO M70, MOTOR ESTACIONÁRIO M80, MOTOR ESTACIONÁRIO M85, MOTOR ESTACIONÁRIO M90 08/77, MOTOR ESTACIONÁRIO M90 APÓS 07/77, MOTOR ESTACIONÁRIO M93 ID 01/82, MOTOR ESTACIONÁRIO M931D, SÉRIE M. M70 08/77 ATÉ 12/81, SÉRIE TX - TX 1100 - M790 01/82 ATÉ 09/85, SÉRIE-4000 MODELO 4100 MOTOR AGRALE-M90T 08/77, TX 1100 (M790) **ALFA ROMEO** ALFA ROMEO 2300 B, ALFA ROMEO 2300 D 09/82 ATÉ 09/83, ALFA ROMEO 2300 D 10/83 ATÉ 12/87, ALFA ROMEO 2300 TI **BMW** 1500, 1502, 1600, 1602, 1802, 2002, 2500, 2800, 316, 318, 320, 323, 518, 520, 525 **CBT** 2080 E 2105, 8060 4X4 OM 314 E OM 352) 10/76 - 12/78 - 01/84, SÉRIE-1000, SÉRIE-2000, SÉRIE-8000 (1065 E 1105 **CHEVROLET-GM** CARAVAN 4CIL, CELTA 1.0 (MOTOR C10NE), CHEVETTE 1.6, CHEVETTE JUNIOR, CHEVY 1.6 (ÁLCOOL E GASOLINA), CORSA 1.6 EFI (B 16 NZ SOHC), IPANEMA 1.8, KADETT 1.8 (ÁLCOOL E GASOLINA), KADETT 2.0, MARAJÓ 1.6, MARAJÓ ÁLCOOL E GASOLINA ATÉ 01/81, MONZA, MONZA 1.6, MONZA 1.8 (ÁLCOOL E GASOLINA), MONZA 2.0, MONZA 2.0I (ÁLCOOL E GASOLINA), MONZA COM TRANSMISSÃO AUTOMÁTICA, OPALA 4CIL GASOLINA, OPALA 6CIL GASOLINA, PICK-UP C-20, SILVERADO COM MOTOR 6CIL. 4.1 POWERTECH APÓS 01/96 **CHRYSLER** DODGE 1800 POLARA **CITROËN** BERLINGO 1.6, C3 1.6I, C3 1.6I 16V (TU5JP4, PARTNER 1.6I (TU5JP4) **DIVERSAS** ALFA ROMEO 2300 COM AR, D7F 726), G13B, G16B (KAT.), KFX, NFX, NFZ), R11, R12, R18, R19, R21, VOLKSWAGEN-GB 1600) **FIAT** 127, 147, CITY, DUNA, ELBA, FIORINO, OGGI, PALIO, PANORAMA, PRÉMIO, SIENA, SPAZIO, STRADA, TEMPRA, TIPO 1.6IE, UNO MILLE **FORD** AERO WILLYS, BELINA II 1.6 APÓS 01/81 CORCEL II, CVH14/PTE, DEL-REY 1.6 ATÉ 04/82, ESCORT 1.3, ESCORT 1.6, ESCORT 1.8 GUARUJÁ (AP 1800), ESCORT COM MOTOR ZETEC 1.8, ESCORT HOBBY, F75 - WILLYS MOTOR 6CC, FIESTA 1.0 FIESTA 1.3, FIESTA 1.4, GSG, J6B, JBC, MAVERICK 6CC JEEP, MONDEO CLX, PAMPA, PICK-UP F100, PICK-UP F75, ROYALE COM TRANSMISSÃO AUTOMÁTICA E EFI, RURAL, SCALA 1.6, TLB, VEICULOS COM MOTORES AP 1.8I E 2.0I, VERONA GLX 1.8, VERONA LX 1.6 CHT, VERSAILLES 1.8, VERSAILLES 2.0, VERSAILLES 2.0I **GURGEL** BR 800, SEDAN, SUPERMINI, TOCANTINS L. TR (ENERTON 800 **LADA** LAIKA 1.5, LAIKA 1.6, NIVA 1.5, NIVA 1.6 **MOTOR TIETÉ** MOTOR ESTACIONÁRIO RD900/900L, MOTOR ESTACIONÁRIO RD950/950L ATÉ 05/81, RD950/950L 06/81 ATÉ 08/82, RD950/950L APÓS 09/82 **PEUGEOT** 205 1.4I (KDZ) **RENAULT** CLIO 1.6I / R19 (C3L), CLIO RN, R18, R19, R21 (21 2.2), TRAFIC 2.2 (J6R), TRAFIC GASOLINA, TWINGO 1.2I (D7F 700) **SEAT** CORDOBA 1.6, CORDOBA 1.8 (1F) **SUZUKI** SAMURAI 1.3I, VITARA 1.6I 16V CABRIO (G13A) **VOLKSWAGEN** BRASÍLIA, FUSCA, GOL, KARMANN GHIA, KOMBI, PARATI, PASSAT 1.5, PASSAT 1.8, QUANTUM, SANTANA, SAVEIRO SEDAN, SÉRIE 11130, SÉRIE 11140, SÉRIE 11T, SÉRIE 12140T, SÉRIE 12180, SÉRIE 12T, SÉRIE 13150, SÉRIE 13180, SÉRIE 13T, SÉRIE 14150, SÉRIE 14200 (4.10, SÉRIE 14T, SÉRIE 22140 (D 229-6), SÉRIE 7100, SÉRIE 7200, SÉRIE 7T, SÉRIE 8100, SÉRIE 8120, SÉRIE 8140, SÉRIE 8140 CO/CE, SÉRIE 8150, SÉRIE 8150 OD, SÉRIE 8T, SÉRIE 9150 OD, VARIANT II, VOYAGE **VOLVO** 440 TURBO, 460 GLE, 460 TURBO (B18 FT/FP KAT.) **YANMAR** MICROTRATOR TC11, MICROTRATOR TC11 SUPER (NS11)



CODE	OD.	ID.	Height	OEM	APPLICATION POSITION
SC067-2X	16,54	12,40	18,00	BOSCH - WAPSA	LADO MOTRIZ / LADO COLETOR
SC067-3X	16,54	12,27	18,00		
SC067-STD	16,54	12,55	18,00		

APPLICATIONS

CASE 960 **CBT** TRATOR 1105, TRATOR 2105, TRATOR 8240 **CLARK** JD/JF, MB, OM 352 **DIVERSAS** JEEP, POCLAIN **TOYOTA** BANDEIRANTE OM 352

BUSHINGS

SELF-LUBRICATE



CODE	OD.	ID.	Height	OEM	APPLICATION POSITION
SC068-2X	25,13	18,91	12,90	BOSCH - WAPSA	INTERMEDIÁRIA
SC068-3X	25,13	18,84	12,90		
SC068-STD	25,13	19,11	12,90		

APPLICATIONS

DIVERSAS MASSEY FERGUSON, TOYOTA, VALMET **MERCEDES BENZ** JD **YANMAR** MOTOR AB2, MOTOR AE1



CODE	OD.	ID.	Height	OEM	APPLICATION POSITION
SC074-2X	13,58	10,92	13,85	BOSCH - WAPSA	LADO MOTRIZ
SC074-3X	13,58	10,79	13,85		
SC074-STD	13,58	11,07	13,85		

APPLICATIONS

FORD AERO WILLYS, JEEP, MAVERICK 4 CIL., MAVERICK 6 CIL., PICK-UP F75, RURAL **VOLKSWAGEN** 1300, 1500, 1600, BRASÍLIA, KOMBI, SP2, VARIANT



CODE	OD.	ID.	Height	OEM	APPLICATION POSITION
SC080-2X	16,13	11,94	14,05	BOSCH - WAPSA	LADO MOTRIZ
SC080-3X	16,13	11,81	14,05		
SC080-STD	16,13	12,06	14,05		

APPLICATIONS

CHEVROLET-GM BELINA 1, BELINA 2, CARAVAN 2500, CHEVETTE, CORCEL 1, CORCEL 2, DEL-REY, OPALA 2500, PAMPA



CODE	OD.	ID.	Height	OEM	APPLICATION POSITION
SC082-2X	14,21	11,94	14,20	BOSCH - WAPSA	LADO MOTRIZ
SC082-3X	14,21	11,81	14,30	PRESTOLITE - LUCAS INDIEL	
SC082-STD	14,21	12,09	14,30		

APPLICATIONS

DIVERSAS FIAT, FORD, PEUGEOT, RENAULT, VOLKSWAGEN



CODE	OD.	ID.	Height	OEM	APPLICATION POSITION
SC084-2X	22,79	18,69	19,00	BOSCH - WAPSA	LADO COLETOR
SC084-3X	22,79	18,56	19,00		
SC084-STD	22,79	18,83	19,00		

APPLICATIONS

AGRALE TRATOR T-4200, TRATOR T-4300 MOTOR M-790 **CASE** PÁ CARREGADEIRA W-7 COM PERKINS 6CIL., RETROESCAVADEIRA 580CK, RETROESCAVADEIRA 580E, RETROESCAVADEIRA 580H **CBT** TRATOR 1090, TRATOR 1100 COM MOTOR PERKINS 4CIL APÓS 1971, TRATOR 1100 COM PERKINS 6CIL. APÓS 1971 **CHEVROLET-GM** CAMINHÃO DIESEL COM DETROIT, CAMINHÃO DIESEL COM PERKINS 6CIL, PICK-UP DIESEL COM PERKINS 4CIL. APÓS 1971. **CHRYSLER** CAMINHÃO 1400 TD 6X4 MWM, CAMINHÃO 400, CAMINHÃO 900 8CIL GASOLINA, CAMINHÃO 950, CAMINHÃO D100, CAMINHÃO D750, CAMINHÃO E11, CAMINHÃO E13, CAMINHÃO E21 ALCOOL, CAMINHÃO P400 COM PERKINS, CAMINHÕES P700, CHARGER, DODGE DART, GRAN COUPÉ, SE, SEDAN **CLARK** EMPILHADEIRA C300 HY 40/50/60, EMPILHADEIRA CHY 100, EMPILHADEIRA CHY 120 EMPILHADEIRA CHY 140, EMPILHADEIRA CHY 40/50 APÓS 1971, EMPILHADEIRA CHY 60, EMPILHADEIRA CHY 70 EMPILHADEIRA CHY 80, TRATOR MICHIGAN 75A/11/111 **EATON** EMPILHADEIRA D83C, EMPILHADEIRA D83P, EMPILHADEIRA D87P APÓS 1971, EMPILHADEIRA GL83C, EMPILHADEIRA GL83P, EMPILHADEIRA GL87P, PÁ CARREGADEIRA 1900, PÁ CARREGADEIRA 250A **FORD** AERO WILLYS, AERO WILLYS ITAMARATY, AERO WILLYS JEEP 12V, AERO WILLYS PICK-UP, AERO WILLYS RURAL, CAMINHÃO F1000 CAMINHÃO F2000, CAMINHÃO F11000, CAMINHÃO F-11000 COM MWM APÓS 1971, CAMINHÃO F12000, CAMINHÃO F13333 COM PERKINS APÓS 1971, CAMINHÃO F-4000, CAMINHÃO F4000 COM MOTOR FORD APÓS 1971, CAMINHÃO F-7000, CARGO C1218, CARGO C1415, CARGO C1418, CARGO C1618 MOTOR FORD 6.6 L DIESEL (MWM 4/6 CIL.) F13333 (PERKINS 6 CIL.), F-100, F11000, F12000, F14000 COM MOTOR PERKINS 6CC, F-350, F4000 COM MOTOR FORD A DIESEL DE 4CC, F-600, GALAXIE, GALAXIE LANDAU, GALAXIE LTD, ITAMARATY, JEEP, LANDAU, MAVERICK, MAVERICK 8CIL., PICK-UP 600, PICK-UP F100 PICK-UP F-360, RURAL WILLYS, TRATOR 4600, TRATOR 5000, TRATOR 6600 APÓS 1971 **HYSTER** EMPILHADEIRA COM GM 4CIL, EMPILHADEIRA COM PERKINS 4CIL, GUINDASTE KF ATÉ 07/70 **MASSEY FERGUSON** PLANTADORA E SEMEADORA 220, TRATOR 235, TRATOR 250, TRATOR 265, TRATOR 275, TRATOR 285, TRATOR 290, TRATOR 295, TRATOR 296, TRATOR 400, TRATOR 55, TRATOR 65X **MAXION** COLHEDEIRA 220, TRATOR 235, TRATOR 250, TRATOR 265 APÓS 11/71, TRATOR 275, TRATOR 285, TRATOR 290, TRATOR 295, TRATOR 296, TRATOR 55X, TRATOR 65R, TRATOR 65X, TRATOR 85X, TRATOR 951, TRATOR 95X, TRATOR 95Y, TRATOR ALC., TRATOR MF 50X **MERCEDES BENZ** ONIBUS APÓS 12/73 **VALMET** COM MOTOR MWM **VOLKSWAGEN** 1200 ATÉ 1966, CAMINHÃO 11.130, CAMINHÃO 11.160, CAMINHÃO 13.130, CAMINHÃO 13.210, CAMINHÃO 14.210, CAMINHÃO 22.160, CAMINHÃO 22.210, CAMINHÃO 6.140, CAMINHÃO 6.140 ALCOOL, CAMINHÃO 6.80 COM PERKINS, CAMINHÃO 6X4 COM MWM, CAMINHÃO 7.140

BUSHINGS

SELF-LUBRIFICATE



CODE	OD.	ID.	Height	OEM	APPLICATION POSITION
SC085-2X	17,99	14,16	19,00	BOSCH - WAPSA	LADO MOTRIZ
SC085-3X	17,99	14,03	19,00		
SC085-STD	17,99	14,35	19,00		

APPLICATIONS

CASE PÁ CARREGADEIRA W-7 COM PERKINS 6CIL., RETROESCAVADEIRA 580CK, RETROESCAVADEIRA 580E, RETROESCAVADEIRA 580H **CBT** TRATOR 1090, TRATOR 1100 COM MOTOR PERKINS 4CIL. APÓS 1971, TRATOR 1100 COM PERKINS 6CIL. APÓS 1971 **CHEVROLET-GM** CAMINHÃO DIESEL COM DETROIT, CAMINHÃO DIESEL COM PERKINS 6CIL., PICK-UP DIESEL COM PERKINS 4CIL. APÓS 1971, PICK-UP DIESEL COM PERKINS 4CIL. ATÉ 1971. **CHRYSLER** CAMINHÃO 1400 TD 6X4 MWM, CAMINHÃO 950, CAMINHÃO D750, CAMINHÃO P400 COM PERKINS, CAMINHÃO P700 **CLARK** EMPILHADEIRA CHY 60 **DIVERSAS** EMPILHADEIRA C300 HY 40/50/60, EMPILHADEIRA CHY 100, EMPILHADEIRA CHY 120, EMPILHADEIRA CHY 140, EMPILHADEIRA CHY 70, EMPILHADEIRA CHY 80, TRATOR MICHIGAN 75A/11/111, TRATOR MICHIGAN 75A/11/111 ATÉ 1971 **EATON** EMPILHADEIRA D83C, EMPILHADEIRA D83P, EMPILHADEIRA D87P APÓS 1971, EMPILHADEIRA GL83C, EMPILHADEIRA GL83P, EMPILHADEIRA GL87P, PÁ CARREGADEIRA 1900, PÁ CARREGADEIRA 250A **FORD** CAMINHÃO F1000, CAMINHÃO F11000, CAMINHÃO F11000 COM MWM APÓS 1971, CAMINHÃO F12000, CAMINHÃO F13333 COM PERKINS APÓS 1971, CAMINHÃO F2000, CAMINHÃO F4000, CAMINHÃO F4000 COM MOTOR FORD APÓS 1971, CAMINHÃO F7000, CARGO C1218, CARGO C1415, CARGO C1418, CARGO C1618 MOTOR FORD 6.6 L DIESEL (MWM 4/6 CIL.) F13333 (PERKINS 6 CIL.), F12000 COM MOTOR PERKINS 6CC, F14000 COM MOTOR PERKINS 6CC., F4000 COM MOTOR FORD A DIESEL DE 4CC, F4000 COM MOTOR FORD A DIESEL DE 4CC // F11000 COM MOTOR PERKINS 6CC, TRATOR 4600, TRATOR 5000, TRATOR 6600 APÓS 1971. **HYSTER** EMPILHADEIRA COM GM 4CIL., EMPILHADEIRA COM PERKINS 4CIL. **MASSEY FERGUSON** PLANTADORA E SEMEADORA 220, TRATOR 235, TRATOR 250, TRATOR 265, TRATOR 275, TRATOR 285, TRATOR 290, TRATOR 295, TRATOR 296, TRATOR 400, TRATOR 55, TRATOR 65X, TRATOR 95 IX, TRATOR 95 **MAXION** COLHEDEIRA 220, TRATOR 275, TRATOR 285, TRATOR 290, TRATOR 295, TRATOR 296, TRATOR 85X, TRATOR 951, TRATOR 951 ATÉ 1971, TRATOR 95Y, TRATOR ALC., TRATOR MF 95X, TRATOR MF 95X ATÉ 1971 **MULLER** COMPRESSOR COM MOTOR PERKINS **VALMET** COM MOTOR MWM **VOLKSWAGEN** CAMINHÃO 11.130, CAMINHÃO 13.130, CAMINHÃO 6.140 ÁLCOOL, CAMINHÃO 6.80 C/ PERKINS, CAMINHÃO 6X4 COM MWM



CODE	OD.	ID.	Height	OEM	APPLICATION POSITION
SC089-2X	19,54	15,62	9,90	BOSCH - WAPSA	LADO COLETOR
SC089-3X	19,54	15,49	9,90		
SC089-STD	19,54	15,75	9,90		

APPLICATIONS

AGRALE MOTORES MWM DIESEL, MWM DIESEL ENGINES **CBT** TRACTORS, TRATORES **DIVERSAS** MERCEDES BENZ



CODE	OD.	ID.	Height	OEM	APPLICATION POSITION
SC090-2X	23,09	18,97	9,90	BOSCH - WAPSA	INTERMEDIÁRIA
SC090-3X	23,09	18,85	9,90		
SC090-STD	23,09	19,10	9,90		

APPLICATIONS

AGRALE MOTORES MWM DIESEL, MWM DIESEL ENGINES **CBT** TRACTORS, TRATORES **DIVERSAS** MERCEDES BENZ



CODE	OD.	ID.	Height	OEM	APPLICATION POSITION
SC091-2X	28,09	22,00	11,20	BOSCH - WAPSA DELCO-REMY	LADO COLETOR
SC091-3X	28,09	21,87	11,20		
SC091-STD	28,09	22,13	11,20		

APPLICATIONS

VOLVO FNM, MBB, N10, SSB



CODE	OD.	ID.	Height	OEM	APPLICATION POSITION
SC092-2X	48,06	39,97	10,40	BOSCH - WAPSA DELCO-REMY	LADO MOTRIZ
SC092-3X	48,06	39,84	10,40		
SC092-STD	48,06	40,09	10,40		

APPLICATIONS

VOLVO FNM, MBB, N10, SSB

BUSHINGS

SELF-LUBRICATE



CODE	OD.	ID.	Height	OEM	APPLICATION POSITION
SC093-2X	14,11	11,96	13,90	BOSCH - WAPSA	LADO MOTRIZ
SC093-3X	14,11	11,83	13,90		
SC093-STD	14,11	12,12	13,90		

APPLICATIONS

FIAT 147 VOLKSWAGEN GOL, PASSAT, VOYAGE 10/81 EM DIANTE



CODE	OD.	ID.	Height	OEM	APPLICATION POSITION
SC094-2X	14,99	11,87	11,10	BOSCH - WAPSA VALEO	LADO COLETOR
SC094-3X	14,99	11,74	11,10		
SC094-STD	14,99	12,00	11,10		

APPLICATIONS

VOLKSWAGEN GOL, KOMBI, PASSAT, VOYAGE, VOYAGE SEDAN 10/81 EM DIANTE



CODE	OD.	ID.	Height	OEM	APPLICATION POSITION
SC095-2X	21,19	17,78	14,30	BOSCH - WAPSA	INTERMEDIÁRIA
SC095-3X	21,19	17,65	14,30		
SC095-STD	21,19	17,90	14,30		

APPLICATIONS

FIAT 147 VOLKSWAGEN GOL, KOMBI DIESEL, PASSAT, VOYAGE SEDAN 10/81 EM DIANTE



CODE	OD.	ID.	Height	OEM	APPLICATION POSITION
SC1040-2X	14,06	9,95	9,90	BOSCH - WAPSA	
SC1040-STD	14,06	10,07	9,90		

APPLICATIONS

CHEVROLET-GM CORSA, OMEGA, VECTRA FORD ESCORT VOLKSWAGEN GOL BOLINHA, GOL MI, LOGUS, POLO



CODE	OD.	ID.	Height	OEM	APPLICATION POSITION
SC1101-2X	11,07	7,99	7,95	BOSCH - WAPSA PRESTOLITE - LUCAS INDIEL VALEO	LADO MOTRIZ / INTERMEDIÁRIA
SC1101-STD	11,07	8,12	7,95		

APPLICATIONS

CHEVROLET-GM S10 A DIESEL COM MOTOR MAXION HS FIAT DUCATO, PALIO, SIENA, STRADA 1.0, STRADA 1.4 8V FIRE 03/2000 FORD CARGO 1416 COM MOTOR CUMMINS 6BT59L, CARGO 1722 COM MOTOR CUMMINS 6BT59L, ECOSPORT, ESCORT 1.6 ZETEC ROCAM 07/99, ESCORT 1.6 ZETEC ROCAM 07/99 VALEO D7E33, ESCORT 1.6 ZETEC ROCAM 07/99 VALEO D7E34, ESCORT 1.6 ZETEC ROCAM 07/99 VALEO D7E37, F1000, F1000 COM MOTOR MAXION HS 4CIL 2.5, F1000 HSD, F14000, F250, FIESTA 1.0, FIESTA 1.0 SUPERCHARGER, FIESTA 1.6 ZETEC ROCAM, KA, RANGER COM MOTOR MAXION HS 4CIL 2.5 MERCEDES BENZ CAMINHÕES MB 180D (OM616) APÓS 04/94, FURGÃO, PICK-UP SPRINTER, SPRINTER 310D OM014 A, SPRINTER 310D OM014 LA, SPRINTER 312D OM014 A, SPRINTER 312D OM014 LA, SPRINTER 412D OM014 A, SPRINTER 412D OM014 LA VOLKSWAGEN ORION, POINTER, POLO VOLVO CAMINHÃO SÉRIE B7R D7A A PARTIR DE 06/97, CAMINHÃO SÉRIE B7R D7B A PARTIR DE 06/97

BUSHINGS

SELF-LUBRIFICATE



CODE	OD.	ID.	Height	OEM	APPLICATION POSITION
SC1227-STD	17,97	14,32	19,00	BOSCH - WAPSA ISKRA	LADO MOTRIZ

APPLICATIONS

CHEVROLET-GM CAMINHÃO DIESEL COM PERKINS 6CIL APÓS 1971, CAMINHÃO DIESEL COM PERKINS 6CIL ATÉ 1971, PICK-UP DIESEL COM PERKINS 4CIL APÓS 1971, PICK-UP DIESEL COM PERKINS 4CIL ATÉ 1971 **EATON** EMPILHADEIRA D83C APÓS 1971, EMPILHADEIRA D83C ATÉ 1971, EMPILHADEIRA D83P APÓS 1971, EMPILHADEIRA D83P ATÉ 1971, EMPILHADEIRA D87P APÓS 1971, EMPILHADEIRA D87P ATÉ 1971, EMPILHADEIRA GL83C, EMPILHADEIRA GL83P, EMPILHADEIRA GL87P, PÁ CARREGADEIRA 250A 1900 APÓS 1971, PÁ CARREGADEIRA 250A 1900 ATÉ 1971 **FORD** CAMINHÃO 11000 COM MWM APÓS 1971, CAMINHÃO 12000 COM PERKINS APÓS 1971, CAMINHÃO 13333 COM PERKINS APÓS 1971, CAMINHÃO 2000 COM MWM APÓS 1971, CAMINHÃO 4000 COM MWM APÓS 1971, CAMINHÃO 7000 COM MWM APÓS 1971, CAMINHÃO F1000 COM MWM APÓS 1971, CAMINHÃO F11000 COM MOTOR PERKINS 6CC, CAMINHÃO F11000 COM PERKINS APÓS 1971, CAMINHÃO F12000 COM MOTOR PERKINS 6CC, CAMINHÃO F14000 COM MOTOR PERKINS 6CC, CARGO C1218, CARGO C1415, CARGO C1418, CARGO C1618 MOTOR FORD 6.6 L DIESEL (MWM 4/6 CIL.) F13333 (PERKINS 6 CIL.), F4000 COM MOTOR FORD A DIESEL DE 4CC, TRATOR 4600 APÓS 1971, TRATOR 5000 APÓS 1971, TRATOR 6600 APÓS 1971 **HYSTER** EMPILHADEIRA COM PERKINS 4CIL E COM GM 4CIL **MASSEY FERGUSON** PLANTADORA E SEMEADORA 220, TRATOR 275, TRATOR 285, TRATOR 290, TRATOR 295, TRATOR 296, TRATOR 400, TRATOR 95 IX, TRATOR 951 IX, TRATORES MF 290 **MAXION** COLHEDEIRA 220, TRATOR 275, TRATOR 285, TRATOR 290, TRATOR 295, TRATOR 296, TRATOR 85X, TRATOR 951, TRATOR 951 ATÉ 1971, TRATOR 95Y, TRATOR ALC, TRATOR MF 95X, TRATOR MF 95X ATÉ 1971 **VALMET** TODOS COM MOTOR MWM **VOLKSWAGEN** CAMINHÃO 11.130 COM MWM, CAMINHÃO 13.130 COM MWM, CAMINHÃO 6.140 ALCOOL, CAMINHÃO 6.80 COM PERKINS, CAMINHÃO 6X4 COM MWM



CODE	OD.	ID.	Height	OEM	APPLICATION POSITION
SC1261-STD	16,57	10,07	14,90	BOSCH - WAPSA	LADO COLETOR

APPLICATIONS

CHEVROLET-GM BLAZER **DODGE** DAKOTA **FIAT** DUCATO 2.8T INTERCOOLER **FORD** F-1000, F-250 **IVECO** DAILY **JEEP** GRAND CHEROKEE **MERCEDES BENZ** SPRINTER



CODE	OD.	ID.	Height	OEM	APPLICATION POSITION
SC1726-STD	23,05	19,02	13,05	BOSCH - WAPSA ISKRA	INTERMEDIÁRIA

APPLICATIONS

DIVERSAS CASE, NEW HOLLAND, SCANIA



CODE	OD.	ID.	Height	OEM	APPLICATION POSITION
SC1828-STD	15,11	12,04	15,10	BOSCH - WAPSA PRESTOLITE - LUCAS INDIEL	LADO MOTRIZ

APPLICATIONS

CHEVROLET-GM ASTRA, CORSA, KADETT 1.6, KADETT 1.8, KADETT 2.0, KADETT 2.2, OMEGA, SILVERADO, VECTRA **FORD** ESCORT GUARUJÁ, ESCORT HOBBY, RANGER **IVECO** IVECO 619 COM MOTOR C3. **MASSEY FERGUSON** TRATOR 1075 COM MOTOR PERKINS 6.305, TRATOR 1075 COM MOTOR PERKINS 6.354, TRATOR 1078 COM MOTOR PERKINS 6.305, TRATOR 1078 COM MOTOR PERKINS 6.354, TRATOR 1088 COM MOTOR PERKINS 6.305, TRATOR 1088 COM MOTOR PERKINS 6.354, TRATOR 1095 COM MOTOR PERKINS 6.354, TRATOR 1098 COM MOTOR PERKINS 6.354, TRATOR 1175 COM MOTOR PERKINS 6.305, TRATOR 1175 COM MOTOR PERKINS 6.354, TRATOR 1185 COM MOTOR PERKINS 6.305, TRATOR 1185 COM MOTOR PERKINS 6.354, TRATOR 1195 COM MOTOR PERKINS 6.354, TRATOR 1215T COM MOTOR PERKINS 6.305, TRATOR 1215T COM MOTOR PERKINS 6.354, TRATOR 150 COM MOTOR PERKINS 4.203, TRATOR 150 COM MOTORES PERKINS 3.152, TRATOR 155 COM MOTOR PERKINS 4.203, TRATOR 155 COM MOTORES PERKINS 3.152, TRATOR 165 COM MOTOR PERKINS 4.203, TRATOR 165 COM MOTORES PERKINS 3.152, TRATOR 255 COM MOTOR PERKINS 4.203, TRATOR 255 COM MOTORES PERKINS 3.152, TRATOR 265 COM MOTOR PERKINS 4.203, TRATOR 265 COM MOTORES PERKINS 3.152 **MERCEDES BENZ** SPRINTER **VOLKSWAGEN** GOL, PARATI, SAVEIRO

BUSHINGS

SELF-LUBRICATE



CODE	OD.	ID.	Height	OEM	APPLICATION POSITION
SC1856-STD	16,00	12,04	9,50	BOSCH - WAPSA DELCO-REMY	LADO MOTRIZ

APPLICATIONS

CHEVROLET-GM BLAZER, S10 **FORD** F250, MONDEO, RANGER **IVECO** 35.10, 49.10 **MERCEDES BENZ** SPRINTER **TOYOTA** HILUX



CODE	OD.	ID.	Height	OEM	APPLICATION POSITION
SC1870-STD	22,11	17,99	5,65	BOSCH - WAPSA VALEO	INTERMEDIÁRIA / PLANETÁRIA

APPLICATIONS

ALFA ROMEO ALFA 145-1.6IE, ALFA 155 2.0TS, ALFA 156 2.0TS, ALFA 164 2.0TS, ALFA 166 2.0TS, ALFA SPIDER 2.0TS **AUDI** A3 1.8, A3 1.8T, A6, A8 **CHEVROLET-GM** ASTRA, BLAZER, IPANEMA, KADETT, OMEGA, OMEGA IMPORTADO(AUSTRALIA) 3.8/V6, S-10, VECTRA, ZAFIRA **CITROËN** BERLINGO, XANTIA, XSARA **FIAT** CROMA 2.0IE 16V TURBO, PALIO 1.6 16V, PALIO WEEKEND 1.6 16V, TEMpra 2.0 IE, TEMpra 2.0 MPI 8V 16V TURBO, TEMpra 2.0 SPI 8V 16V TURBO, TEMpra TURBO MPI 8V, TIPO 1.8, TIPO 2.0IE 16V **FORD** ESCORT 1.6I, ESCORT 1.8I, ESCORT 2.0I, VERONA 1.8I, VERONA 2.0I **PEUGEOT** 306, 405, 605, 806, PARTNER **RENAULT** LAGUNA 2.0I 16V, LAGUNA G. TOUR 3.0 L 24V DOHC V6 2003 ATÉ 2006, LAGUNA RXE NEVADA RT 2.0L 8V SOHC 2001 ATÉ 2005, MEGANE FABRICADO NO BRASIL 2.0 8V (F3R) 2002 ATÉ 2006, R19 1.8L 8V SOHC 1994 ATÉ 1999 **SEAT** ALHAMBRA, CORDOBA, IBIZA, INCA 1.6 EFI **VOLKSWAGEN** GOL, GOLF II 1.8, GOLF III 1.8, LOGUS 1.6, LOGUS 1.8, LOGUS 2.0I, LOGUS MI, PARATI, PASSAT 2.0 (IMPORTADO), POINTER 1.8, POINTER 2.0I, POINTER MI, QUANTUM, SANTANA, SAVEIRO, VOYAGE



CODE	OD.	ID.	Height	OEM	APPLICATION POSITION
SC1871-STD	11,07	8,04	9,95	BOSCH - WAPSA DELCO-REMY PRESTOLITE - LUCAS INDIEL	LADO COLETOR / PLANETÁRIA

APPLICATIONS

MERCEDES BENZ SÉRIE - 12T, SÉRIE - 14T, SÉRIE - 16T, SÉRIE - 24T, SÉRIE - 7T, SÉRIE - 9T, SÉRIE - O



CODE	OD.	ID.	Height	OEM	APPLICATION POSITION
SC1902-STD	10,03	6,12	8,10	BOSCH - WAPSA FORD / MOTORCRAFT	PLANETÁRIA

APPLICATIONS

FORD FIESTA, FOCUS, KA, MONDEO, RANGER (DIESEL)



CODE	OD.	ID.	Height	OEM	APPLICATION POSITION
SC1909-STD	22,11	17,99	6,10	BOSCH - WAPSA	PLANETÁRIA

APPLICATIONS

OBSERVAÇÕES Substitui rolamento **FIAT** ARGO, MOBI 1.0(3CL), TORO, UNO **JEEP** RENEGADE FLEX 1.8

BUSHINGS

SELF-LUBRIFICATE



CODE	OD.	ID.	Height	OEM	APPLICATION POSITION
SC1913-STD	11,49	10,09	10,30	BOSCH - WAPSA	

APPLICATIONS

DIVERSAS MOTOR DO LIMPADOR DE PÁRA-BRISAS DO UNO



CODE	OD.	ID.	Height	OEM	APPLICATION POSITION
SC1915-STD	28,07	21,93	16,00	BOSCH - WAPSA DELCO-REMY	INTERMEDIÁRIA

APPLICATIONS

DIVERSAS SCANIA, VOLKSWAGEN **FORD** CARGO 1722 TURBO COM MOTOR CUMMINS 6BT56L **MERCEDES BENZ** CAMINHÕES



CODE	OD.	ID.	Height	OEM	APPLICATION POSITION
SC1916-STD	20,67	15,90	18,90	BOSCH - WAPSA	LADO MOTRIZ

APPLICATIONS

DIVERSAS SCANIA, VOLKSWAGEN **FORD** CARGO 1722 COM CUMMINS JE 12, CARGO 1722 COM CUMMINS JE 24V, CARGO 1722 TURBO COM MOTOR CUMMINS 6BT59L **MERCEDES BENZ** CAMINHÕES



CODE	OD.	ID.	Height	OEM	APPLICATION POSITION
SC1963-2X	11,01	7,89	11,00	BOSCH - WAPSA	LADO MOTRIZ
SC1963-STD	11,01	8,02	11,00		

APPLICATIONS

FIAT TEMPRA TURBO **FORD** ESCORT, FIESTA **MERCEDES BENZ** SPRINTER **VOLKSWAGEN** GOL BOLINHA, PARATI, SANTANA, SAVEIRO



CODE	OD.	ID.	Height	OEM	APPLICATION POSITION
SC2022-STD	9,01	5,04	10,30	BOSCH - WAPSA MAGNETI MARELLI MITSUBA	PLANETÁRIA

APPLICATIONS

ACURA TSX 2.4L **FIAT** ARGO, DUCATO 2.8 DIESEL, MOBI 1.0, UNO **HONDA** ACCORD 2.4L, CIVIC EX 2007 ATÉ 2013, CIVIC LX 2007 ATÉ 2013, CIVIC SI 2007 ATÉ 2013, CR-V 2.4L, ELEMENT 2.4L EX
ELEMENT 2.4L LX **JEEP** RENEGADE FLEX 1.8

BUSHINGS

SELF-LUBRIFICATE



CODE	OD.	ID.	Height	OEM	APPLICATION POSITION
SC2024-STD	11,10	8,12	10,45	BOSCH - WAPSA	INTERMEDIÁRIA

APPLICATIONS

TOYOTA HILUX 3.0 16V D' 05 R78-M55 12V



CODE	OD.	ID.	Height	OEM	APPLICATION POSITION
SC2056-2X	22,11	17,89	8,20	BOSCH - WAPSA	LADO COLETOR / PLANETÁRIA
SC2056-STD	22,11	18,02	8,20	PRESTOLITE - LUCAS INDIEL	

APPLICATIONS

AGRALE ÔNIBUS VOLARE **AUDI** 100 2.8, 80 2.2 QUATTRO S2, 80 2.2 RS2, 80 2.8, 80 QUATTRO 2.6, A6 2.6, S6 2.2 T **BMW** 325 I, 525 I **CHEVROLET-GM** GRAN BLAZER, PICK-UP D20, SILVERADO, SILVERADO COM MOTOR MWM SPRINT 6CIL 4.2 **CHRYSLER** DODGE DAKOTA 2.5 D, GRAND CARAVAN 2.5, VOYAGER 2.5, VOYAGER 3.3, VOYAGER 3.6 **CUMMINS** MOTOR B, MOTOR CUMMINS 4BT, MOTOR CUMMINS 6BT, MOTOR CUMMINS 6BTAA, MOTOR CUMMINS SÉRIE B, MOTOR SÉRIE 6BT(DIANTEIRO), MOTOR SÉRIE B6, MOTOR SÉRIE BT 5.9L **FIAT** BRAVO, FIORINO, MAREA, PALIO, PALIO WEEKEND, SIENA, STILO, STRADA **FORD** CAMINHÃO F4000, CAMINHÕES COM MOTORES CUMMINS, CARGO 1217 COM CUMMINS 4BT 3.9, CARGO 1217 COM CUMMINS 6BT 5.9, CARGO 1217 COM CUMMINS 6BTAA 5.9, CARGO 1416, CARGO 1417 COM CUMMINS 4BT 3.9, CARGO 1417 COM CUMMINS 6BT 5.9, CARGO 1417 COM CUMMINS 6BTAA 5.9, CARGO 1421 COM CUMMINS 4BT 3.9, CARGO 1421 COM CUMMINS 6BT 5.9, CARGO 1421 COM CUMMINS 6BTAA 5.9, CARGO 1617 COM CUMMINS 4BT 3.9, CARGO 1617 COM CUMMINS 6BT 5.9, CARGO 1617 COM CUMMINS 6BTAA 5.9, CARGO 1621 COM CUMMINS 4BT 3.9, CARGO 1621 COM CUMMINS 6BT 5.9, CARGO 1621 COM CUMMINS 6BTAA 5.9, CARGO 1716, CARGO 1722, CARGO 815 COM CUMMINS 4BT 3.9, CARGO 815 COM CUMMINS 6BT 5.9, CARGO 815 COM CUMMINS 6BTAA 5.9, CARGO 815VUC COM CUMMINS 4BT 3.9, CARGO 815VUC COM CUMMINS 6BT 5.9, CARGO 815VUC COM CUMMINS 6BTAA 5.9, F-14000 COM MOTOR MWM, PICK-UP F1000 COM MAXION HS4 2.5, PICK-UP F1000 COM MOTOR CUMMINS B 4CC 3.9, PICK-UP F1000 COM MAXION HS4 2.5, PICK-UP F1000 COM MOTOR CUMMINS B 4CC 3.9, PICK-UP F1000 COM MOTOR MAXION HS 4CIL 2.5, PICK-UP F1000 DEUTZ 913 4CIL, PICK-UP F1500 COM MAXION HS4 2.5, PICK-UP F1500 COM MOTOR CUMMINS B 4CC 3.9, PICK-UP F1500 DEUTZ 913 4CIL, PICK-UP F350, RANGER **IVECO** IVECO DAILY TURBO DIESEL **LAND ROVER** DEFENDER COM MOTORES 2.5 GEMINI III 4CIL, DISCOVERY COM MOTOR 2.5 GEMINI III 4CIL **MASSEY FERGUSON** COLHEITADEIRA 5650 6.0 1000T, COLHEITADEIRA 5650 COM MOTORES PERKINS 6.0 SÉRIE 1006 - 6T, COLHEITADEIRA MF3640 6.0 1000T, COLHEITADEIRA MF3640 COM MOTORES PERKINS 6.0 SÉRIE 1006 - 6T, COLHEITADEIRA MF86HS COM MOTORES PERKINS SÉRIE P4000 4.1, TRATOR 275 COM MOTORES PERKINS SÉRIE P4000 4.1, TRATOR 283 COM MOTORES PERKINS SÉRIE P4000 4.1, TRATOR 290 COM MOTORES PERKINS SÉRIE P4000 4.1, TRATOR 292 COM MOTORES PERKINS SÉRIE P4000 4.1, TRATOR 299 6.0 1000T, TRATOR 299 COM MOTORES PERKINS 6.0 SÉRIE 1006 - 6T, TRATOR 5272 COM MOTORES PERKINS SÉRIE P4000 4.1, TRATOR 5275 COM MOTORES PERKINS SÉRIE P4000 4.1, TRATOR 5285 COM MOTORES PERKINS SÉRIE P4000 4.1, TRATOR 52902 COM MOTORES PERKINS SÉRIE P4000 4.1, TRATOR 5300 COM MOTORES PERKINS SÉRIE P4000 4.1, TRATOR 5310 COM MOTORES PERKINS SÉRIE P4000 4.1, TRATOR 5320 6.0 1000T, TRATOR 5320 COM MOTORES PERKINS 6.0 SÉRIE 1006 - 6T, TRATOR 640 6.0 1000T, TRATOR 640 COM MOTORES PERKINS 6.0 SÉRIE 1006 - 6T, TRATOR 650 6.0 1000T, TRATOR 650 COM MOTORES PERKINS 6.0 SÉRIE 1006 - 6T, TRATOR 660 6.0 1000T, TRATOR 660 COM MOTORES PERKINS 6.0 SÉRIE 1006 - 6T, TRATOR 680 6.0 1000T, TRATOR 680 COM MOTORES PERKINS 6.0 SÉRIE 1006 - 6T, TRATOR MF 265 COM MOTORES PERKINS SÉRIE P4000 4.1, TRATOR MF 297 6.0 1000T, TRATOR MF 297 COM MOTORES PERKINS 6.0 SÉRIE 1006 - 6T **MERCEDES BENZ** 124 - 230 E, CAMINHÃO 180D KOMBI ESPANHOLA, CAMINHÃO MB 180 D, ÔNIBUS, SPRINTER COM MOTOR MAXION HS **MITSUBISHI** L-200 **MWM** SÉRIE 229, SÉRIE X10, SPRINT 6CIL 4.2 **PEUGEOT** 504, 505, COM MOTOR INDENOR **RENAULT** CLIO 2.0I WILIAMS, LAGUNA 2.0 I **TOYOTA** HILUX 3.0 16V D 05 R78-M55 12V (R) **VOLVO** 740 2.0, 940 2.3 TURBO, 960 2.3 TURBO INTERC



CODE	OD.	ID.	Height	OEM	APPLICATION POSITION
SC2072-STD	14,02	10,02	10,20	BOSCH - WAPSA	LADO COLETOR

APPLICATIONS

TOYOTA HILUX 3.0 16V D' 05 R78-M55 12V



CODE	OD.	ID.	Height	OEM	APPLICATION POSITION
SC2081-STD	25,04	21,06	11,90	BOSCH - WAPSA	INTERMEDIÁRIA

APPLICATIONS

DIVERSAS VOLVO **MERCEDES BENZ** SÉRIE 12T, SÉRIE 14T, SÉRIE 16T, SÉRIE 24T, SÉRIE 7T, SÉRIE 9T

BUSHINGS

SELF-LUBRIFICATE



CODE	OD.	ID.	Height	OEM	APPLICATION POSITION
SC2144-STD	15,12	12,09	15,00	BOSCH - WAPSA PRESTOLITE - LUCAS INDIEL	INTERMEDIÁRIA

APPLICATIONS

CHEVROLET-GM PICK-UP DIESEL COM MAXION APÓS 1994 **FIAT** DUCATO **FORD** PICK-UP F100, PICK-UP F1000, PICK-UP F150, PICK-UP F250 **MASSEY FERGUSON** MOTORES MAXION IOCHPE D **MERCEDES BENZ** CAMINHÕES OM014 LA, SPRINTER 310D OM014 A, SPRINTER 310D OM014 LA, SPRINTER 312D OM014 A, SPRINTER 312D OM014 LA, SPRINTER 412D OM014 A, SPRINTER 412D OM014 LA



CODE	OD.	ID.	Height	OEM	APPLICATION POSITION
SC2146-STD	9,02	6,33	6,50	BOSCH - WAPSA	LADO MOTRIZ

APPLICATIONS

CHEVROLET-GM D-20, MONZA, OPALA (LIMPADOR DE PARA-BRISA) **DIVERSAS** ARNO



CODE	OD.	ID.	Height	OEM	APPLICATION POSITION
SC2147-STD	11,62	8,71	16,00	BOSCH - WAPSA	LADO COLETOR

APPLICATIONS

CHEVROLET-GM D-20, MONZA, OPALA (LIMPADOR DE PARA-BRISA) **DIVERSAS** ARNO



CODE	OD.	ID.	Height	OEM	APPLICATION POSITION
SC2203-STD	16,02	10,03	10,00	BOSCH - WAPSA	INTERMEDIÁRIA

APPLICATIONS

DIVERSAS VOLVO **MERCEDES BENZ** SÉRIE 12T, SÉRIE 14T, SÉRIE 16T, SÉRIE 24T, SÉRIE 7T, SÉRIE 9T



CODE	OD.	ID.	Height	OEM	APPLICATION POSITION
SC2209-STD	18,02	14,02	14,00	BOSCH - WAPSA	LADO MOTRIZ

APPLICATIONS

CASE MX **DIVERSAS** VALTRA **NEW HOLLAND** SÉRIE TM 135, SÉRIE TM 150, SÉRIE TM 160

BUSHINGS

SELF-LUBRICATE



CODE	OD.	ID.	Height	OEM	APPLICATION POSITION
SC2239-STD	16,01	12,01	13,50	BOSCH - WAPSA	

APPLICATIONS

TOYOTA HILUX APÓS 2006



CODE	OD.	ID.	Height	OEM	APPLICATION POSITION
SC2246-STD	16,01	12,01	12,10	BOSCH - WAPSA	

APPLICATIONS

FIAT FIORINO, FIRE 2010 EM DIANTE, GRAND SIENA, PALIO, SIENA, STRADA **FORD** F250 COM MOTOR CUMMINS ELETRÔNICO, F350 COM MOTOR CUMMINS ELETRÔNICO, F4000 COM MOTOR CUMMINS ELETRÔNICO **TOWNER** ANTIGA **TOYOTA** HILUX 2.5 SW4 D4D, HILUX 2.8 SW4 D4D, HILUX 3.0 SW4 D4D



CODE	OD.	ID.	Height	OEM	APPLICATION POSITION
SC2259-STD	12,51	8,01	8,00	BOSCH - WAPSA	

APPLICATIONS

FIAT PALIO FIRE 1.4, UNO VIVACE



CODE	OD.	ID.	Height	OEM	APPLICATION POSITION
SC2293-STD	32,00	25,00	12,00	BOSCH - WAPSA	

APPLICATIONS

DIVERSAS AUDI **VOLKSWAGEN** GOLF, JETTA, NEW BEETLE



CODE	OD.	ID.	Height	OEM	APPLICATION POSITION
SC2295-STD	35,02	28,02	16,00	BOSCH - WAPSA	LADO MOTRIZ

APPLICATIONS

OBSERVAÇÕES Substitui rolamento de agulha: HK2816 **VOLKSWAGEN** CROSSFOX TOTAL FLEX 10 2003 A 2014, FOX 1.0 TOTAL FLEX 10 2003 A 2014, GOL G5 1.0 TOTAL FLEX 2008 EM DIANTE, GOL G5 1.6 TOTAL FLEX 2008 EM DIANTE, GOL G6 1.0 TOTAL FLEX 2008 EM DIANTE, GOL G6 1.6 TOTAL FLEX 2008 EM DIANTE, GOL G6 1.6 TOTAL FLEX 2008 EM DIANTE, GOLF 4 1.6 TOTAL FLEX 2001 A 2013, POLO 1.6 HATCH TOTAL FLEX 2002 A 2011, POLO 1.6 SEDAN TOTAL FLEX 2002 A 2011, SPACE CROSS 1.6 TOTAL FLEX 10 2003 A 2014, SPACEFOX TOTAL FLEX 10 2003 A 2014, TOTAL FLEX 2002 A 2011, VOYAGE 1.0 TOTAL FLEX 2008 EM DIANTE, VOYAGE 1.6 TOTAL FLEX 2008 EM DIANTE

BUSHINGS

SELF-LUBRICATE



CODE	OD.	ID.	Height	OEM	APPLICATION POSITION
SC2309-STD	24,02	15,91	18,90	BOSCH - WAPSA	LADO MOTRIZ

APPLICATIONS



CODE	OD.	ID.	Height	OEM	APPLICATION POSITION
SC2324-STD	10,01	6,01	8,50	BOSCH - WAPSA	PLANETÁRIA

APPLICATIONS

CHEVROLET-GM ASTRA, BLAZER, S-10, VECTRA ATÉ 2001



CODE	OD.	ID.	Height	OEM	APPLICATION POSITION
SC2333-STD	13,03	9,02	10,00	BOSCH - WAPSA	

APPLICATIONS

FIAT PALIO FIRE, UNO VIVACE



CODE	OD.	ID.	Height	OEM	APPLICATION POSITION
SC3005-2X	16,52	12,39	10,50	BOSCH - WAPSA	LADO MOTRIZ / LADO COLETOR
SC3005-3X	16,52	12,26	10,50		
SC3005-STD	16,52	12,56	10,50		

APPLICATIONS

CHEVROLET-GM CORSA 1.0 POWERTECH, CORSA 1.4 POWERTECH, CORSA 1.4 POWERTECH (B 16 MZ SOHC), OMEGA 2.0 POWERTECH (B 16 MZ SOHC), OMEGA 2.2 POWERTECH, OMEGA 2.2 POWERTECH (B 16 MZ SOHC), OMEGA 3.0 POWERTECH, OMEGA 3.0 POWERTECH (B 16 MZ SOHC), VECTRA 2.0 POWERTECH, VECTRA 2.2 POWERTECH **CHRYSLER** CAMINHÃO DP 500 COM MOTOR PERKINS, CAMINHÃO DP 600 COM MOTOR PERKINS, CAMINHÃO DP 800 COM MOTOR PERKINS **FIAT** TEMPRA 2.0 MPI 16V, TEMPRA 2.0 MPI 8V, TEMPRA 2.0 SPI 16V, TEMPRA 2.0 SPI 8V, TEMPRA TURBO 2.0 MPI 8V (159 B 2.011, 159 B 1.011, 159 B 7.011, 159 B 5.011, 149 E 0.11, 159 B 4.011 **FORD** ESCORT, ESCORT VERONA, FIESTA 1.0 GSG, FIESTA 1.0 J6B CVH14/PTE, FIESTA 1.0 JBC, FIESTA 1.0 TLB, FIESTA 1.3 GSG, FIESTA 1.3 J6B CVH14/PTE, FIESTA 1.3 JBC, FIESTA 1.3 TLB, FIESTA 1.4, FIESTA 1.4 GSG, FIESTA 1.4 J6B CVH14/PTE, FIESTA 1.4 JBC, FIESTA 1.4 TLB **PEUGEOT** 105 1.0I, 205 1.4I, 206 1.6I, 306 1.6I, 306 1.8I 16V, PARTNER 1.4I CDI, PARTNER 1.4I CDZ, PARTNER 1.4I HDZ, PARTNER 1.4I HFX, PARTNER 1.4I KDX, PARTNER 1.4I KDY, PARTNER 1.4I KDZ, PARTNER 1.4I KFX, PARTNER 1.4I NFZ, PARTNER 1.4I TU5JP4, PARTNER 1.4I XU7JPA **SCANIA** MODELO BN 113 ALB. 113 CLB 1990.05 1998.08. COM MOTOR DN11.06C. DS11.34. .71. DSC11.04. .08C 11.0 LT, MODELO CN 113. 113 A 1990.01 1998.08. COM MOTOR DN11.34. 74. DSC11.04. 08 11.0 LTR N° SCANIA **VOLKSWAGEN** LOGUS, POINTER

BUSHINGS

SELF-LUBRIFICATE



CODE	OD.	ID.	Height	OEM	APPLICATION POSITION
SC3035-2X	14,06	9,95	9,90	BOSCH - WAPSA	LADO COLETOR
SC3035-3X	14,06	9,82	9,90	MAGNETI MARELLI	
SC3035-STD	14,06	10,07	9,90	VALEO	

APPLICATIONS

OBSERVAÇÕES Substitui rolamento HK1010 **CHEVROLET - GM** ASTRA 1.8 OHC, CELTA 1.0 OHC, CELTA 1.4 OHC, CORSA 1.0 EFI OHC, CORSA 1.0 MPFI OHC, CORSA 1.0 MPFI VHC, CORSA 1.4 EFI OHC, CORSA 1.4 MPFI OHC, CORSA 1.6 EFI OHC, CORSA 1.6 MPFI OHC, CORSA 1.8 EFI OHC, CORSA 1.8 FLEXPOWER, CORSA 1.8 MPFI OHC, MERIVA 1.8 OHC, ÔMEGA, VECTRA **CITROËN** JUMPY 1.6, JUMPY 1.6i **FIAT** 500 (CINQUECENTO) 1.1 SPORTING, 600 (SEICENTO) 1.1, BRAVA 1.2 16V, BRAVA 1.4, BRAVA 1.4 12V, BRAVA 1.6 16V EL, BRAVA 1.6 16V SX, BRAVO 1.2 16V, BRAVO 1.6, BRAVO 1.6 SX, DOBLÒ 1.2 I.E. EV, FIORINO 1.6, MAREA 1.2 16V, MAREA 1.4 I 16V, MAREA 1.6, MAREA 1.6 116V, MAREA 1.6 16V BIPOWER, MAREA 1.6 SX, PALIO 1.0, PALIO 1.1, PALIO 1.2, PALIO 1.4, PALIO 1.4 EL, PALIO 1.6 16V, PALIO 1.8 OHC, PUNTO 1.1, PUNTO 1.1 I.E., PUNTO 1.2, PUNTO 1.2 16V, PUNTO 1.2 NATURAL POWER, PUNTO 1.4 TURBO GT, SCUDO 1.6, SIENA 1.2, SIENA 1.6 16V, STILO 1.8 OHC, STRADA 1.2, STRADA 1.3 DIESEL MULTIJET, TEMPRA 1.4 I.E., TEMPRA 1.6, TEMPRA 1.6 I.E., TIPO 1.4 I.E., TIPO 1.4 SELECTA, TIPO 1.6 DIGIT, TIPO 1.6 I.E., UNO 1.0, UNO 1.4 I.E., UNO 1.4 I.E. TURBO **FORD** ESCORT **NISSAN** MARCH 1.0 (2012>), VERSA **PEUGEOT** CARROS DIVERSOS **RENAULT** CLIO 1.0 (1999 - 2016), LOGAN 1.0 (2007 - 2018), SANDERO 1.0 (2007 - 2018) **VOLKSWAGEN** GOL BOLINHA, GOL MI



CODE	OD.	ID.	Height	OEM	APPLICATION POSITION
SC3348-STD	22,11	18,09	8,00	BOSCH - WAPSA	

APPLICATIONS



CODE	OD.	ID.	Height	OEM	APPLICATION POSITION
SC3450-STD	16,04	12,04	13,00	BOSCH - WAPSA	

APPLICATIONS

DIVERSAS VALEO **HYUNDAI** HB20 **KIA** PICANTO 1.0 16V (3 CILINDROS)



CODE	OD.	ID.	Height	OEM	APPLICATION POSITION
SC3460-STD	12,01	8,01	8,00	BOSCH - WAPSA MITSUBISHI	LADO COLETOR

APPLICATIONS

VOLKSWAGEN CROSSFOX TOTAL FLEX 10 2003 A 2014, FOX, FOX 1.0 TOTAL FLEX 10 2003 A 2014, GOL G5, GOL G5 1.0 TOTAL FLEX 2008 EM DIANTE, GOL G5 1.6 TOTAL FLEX 2008 EM DIANTE, GOL G6 1.0 TOTAL FLEX 2008 EM DIANTE, GOL G6 1.6 TOTAL FLEX 2008 EM DIANTE, GOLF, GOLF 4 1.6 TOTAL FLEX 2001 A 2013, KOMBI 1.4, POLO 1.6 HATCH TOTAL FLEX 2002 A 2011, POLO 1.6 SEDAN TOTAL FLEX 2002 A 2011, SAVEIRO G5, SAVEIRO G5 1.6 TOTAL FLEX 2009 ACIMA, SPACE CROSS 1.6 TOTAL FLEX 10 2003 A 2014, SPACEFOX TOTAL FLEX 10 2003 A 2014, TOTAL FLEX 2002 A 2011, VOYAGE 1.0 TOTAL FLEX 2008 EM DIANTE, VOYAGE 1.6 TOTAL FLEX 2008 EM DIANTE, VOYAGE G5



CODE	OD.	ID.	Height	OEM	APPLICATION POSITION
SC3469-STD	16,01	12,02	6,00	BOSCH - WAPSA	

APPLICATIONS

DIVERSAS SEAT, SKODA **FIAT** ARGO, MOBI 1.0(3CL), TORO, UNO **JEEP** RENEGADE FLEX 1.8 **VOLKSWAGEN** FOX 1.0 BLUEMOTION 04.2013 - 08.2014, UP 1.0 FLEX 02.2014

BUSHINGS

SELF-LUBRIFICATE



CODE	OD.	ID.	Height	OEM	APPLICATION POSITION
SC3497-STD	16,52	12,52	6,00	BOSCH - WAPSA	

APPLICATIONS

FIAT BRAVA, DOBLO, IDEA MOTOR E. TORQ, LINEA, PALIO MOTOR E. TORQ, PUNTO, STRADA



CODE	OD.	ID.	Height	OEM	APPLICATION POSITION
SC3503-STD	8,02	5,02	8,00	BOSCH - WAPSA VALEO	

APPLICATIONS

AUDI A31.9TDI(2008->) **FIAT** BRAVO, DOBLÒ1.8, GRANDSIENA1.6, IDEA1.4, IDEA1.6, IDEA1.8, LINEA, PALIO1.6, PALIO1.8, PUNTO1.4, PUNTO1.6, PUNTO1.8, SIENA1.6, STRADA1.6, STRADA1.8, WEEKEND1.6 **MBB** 2001.8CGI(2002->), C1601.8KOMPRESSOR(2005->), C1801.6KOMPRESSOR(2008->), C1801.8CGI(2007->), C1801.8KOMPRESSOR(2002-2007), C2001.8CGI(2007->), C2001.8CGIKOMPRESSOR(2002->), C2001.8KOMPRESSOR(2002-2007), C2201.8(2002->), C2301.8KOMPRESSOR(2004->), C2501.8CGI(2009->), CLC1601.6(2009->), CLC1801.8KOMPRESSOR(2008->), CLK2001.8KOMPRESSOR(2006-2008), CLK2002.0CGIKOMPRESSOR(2003->), E2001.8CGI(2002-2009), E2001.8KOMPRESSOR(2002-2006), E2001.8NGT(2002->), E2501.8CGI(2009->), SLK2001.8KOMPRESSOR(2004->) **TOYOTA** COROLLA1.8, COROLLA2.0



CODE	OD.	ID.	Height	OEM	APPLICATION POSITION
SC3508-STD	35,26	28,56	16,00	BOSCH - WAPSA	

APPLICATIONS

OBSERVAÇÕES Substitui rolamento Hk28.2x35.2x14.8 3rs **FIAT** ADVENTURE 1.6 16V FLEX 2010 ATÉ 2014, ADVENTURE 1.8 16V FLEX 2010 ATÉ 2014, BRAVO 1.8 16V 2010 ATÉ 2014, DOBLO 1.8 MPI 16V FLEX 2010 ATÉ 2014, DOBLO ADVENTURE LOCKER 1.8 MPI 16V FLEX, GRAND SIENA 1.6 FLEX/DUALOGIC 2012 ATÉ 2014, IDEA 1.6 16V FLEX 2010 ATÉ 2014, IDEA 1.8 16V FLEX 2010 ATÉ 2014, PALIO 1.6 MPI 16V FLEX 2010 ATÉ 2011, PALIO ADVENTURE 1.8 16V FLEX 2010 ATÉ 2014, PALIO IV 1.6 16V FLEX/DUALOGIC 2011 ATÉ 2014, PALIO WEEKEND 1.6 FLEX 2010 ATÉ 2014, PUNTO 1.6 16V FLEX 2010 ATÉ 2014, PUNTO 1.8 16V FLEX 2010 ATÉ 2014, SIENA 1.6 MPI 16V FLEX 2010 ATÉ 2012, STRADA 1.6 FLEX 2012 ATÉ 2014, STRADA 1.8 MPI 16V FLEX 2010 ATÉ 2012, STRADA ADVENTURE 1.8 FLEX 2012 ATÉ 2014, STRADA ADVENTURE LOCKER 1.8 MPI 16V FLEX TODOS MOTOR E.TORQ MODELO PARTIDA RF70 12V 10 DENTES



CODE	OD.	ID.	Height	OEM	APPLICATION POSITION
SC471-STD	22,27	18,97	14,50	BOSCH - WAPSA	INTERMEDIÁRIA

APPLICATIONS

CASE PÁ CARREGADEIRA W7 **CLARK** PÁ CARREGADEIRA **EATON** EMPILHADEIRAS, PÁ CARREGADEIRA **FORD** CARGO 1418 **HYSTER** PÁ CARREGADEIRA **WAPSA** PÁ CARREGADEIRA



CODE	OD.	ID.	Height	OEM	APPLICATION POSITION
SC009-2X	15,95	14,18	18,85	DELCO-REMY	LADO COLETOR
SC009-3X	15,95	14,05	18,85		
SC009-STD	15,95	14,30	18,85		

APPLICATIONS

CHEVROLET-GM OPALA 6CIL. APÓS 01/81, OPALA 6CIL. ATÉ 12/80

BUSHINGS

SELF-LUBRIFICATE



CODE	OD.	ID.	Height	OEM	APPLICATION POSITION
SC013-2X	13,21	11,84	17,85	DELCO-REMY FORD / MOTORCRAFT	LADO MOTRIZ / INTERMEDIÁRIA
SC013-3X	13,21	11,71	17,85		
SC013-STD	13,21	11,96	17,85		

APPLICATIONS

CHEVROLET-GM OPALA 4CIL. APÓS 12/80, OPALA 6CIL. ATÉ 12/80 **FORD** ESCORT 1.8 16V COM MOTOR ZETEC, FIESTA COM MOTOR 1.3 ENDURA A GASOLINA, KA COM MOTOR 1.3 ENDURA A GASOLINA



CODE	OD.	ID.	Height	OEM	APPLICATION POSITION
SC096-2X	13,21	11,84	13,10	DELCO-REMY	LADO MOTRIZ
SC096-3X	13,21	11,70	13,10		
SC096-STD	13,21	11,96	13,10		

APPLICATIONS

CHEVROLET-GM C10, CAMARO, CARAVAN APÓS 82, LUMINA, OPALA 6CIL



CODE	OD.	ID.	Height	OEM	APPLICATION POSITION
SC1052-2X	24,32	21,09	25,00	DELCO-REMY	
SC1052-STD	24,32	21,22	25,00		

APPLICATIONS

DIVERSAS VOLKSWAGEN **FORD** MOTOR CUMMINS SÉRIE C-6LTS-12V, MOTOR CUMMINS SÉRIE C-6LTS-24V **MERCEDES BENZ** SÉRIE BR-400-12, SÉRIE BR-400-24V



CODE	OD.	ID.	Height	OEM	APPLICATION POSITION
SC1060-2X	25,73	22,48	24,95	DELCO-REMY	INTERMEDIÁRIA
SC1060-STD	25,75	22,64	25,00		

APPLICATIONS

CATERPILLAR 3114, 3116, 3176, 3304, 3306 **CHEVROLET-GM** CAMINHÃO 14190 COM MOTOR CATERPILLAR 3116/3126, CAMINHÃO 15190 COM MOTOR CATERPILLAR 3116/3126, CAMINHÃO 16220 COM MOTOR CATERPILLAR 3116/3126 **FORD** CAMINHÕES COM CUMMINS SÉRIE C 6I 12 COM MOTOR CUMMINS 6CTAA 8.3 LITROS, CAMINHÕES COM CUMMINS SÉRIE C 6I 24V COM MOTOR CUMMINS 6CTAA 8.3 LITROS, CARGO 1622 COM MOTOR CUMMINS 6CTAA 8.3 LITROS, CARGO 1630 COM MOTOR CUMMINS 6CTAA 8.3 LITROS, CARGO 2422 COM MOTOR CUMMINS 6CTAA 8.3 LITROS, CARGO 2622 COM MOTOR CUMMINS 6CTAA 8.3 LITROS, CARGO 2626 COM MOTOR CUMMINS 6CTAA 8.3 LITROS, CARGO 2630 COM MOTOR CUMMINS 6CTAA 8.3 LITROS, CARGO 2631 COM MOTOR CUMMINS 6CTAA 8.3 LITROS, CARGO 3222 COM MOTOR CUMMINS 6CTAA 8.3 LITROS, CARGO 4030 COM MOTOR CUMMINS 6CTAA 8.3 LITROS **MERCEDES BENZ** CAMINHÃO COM MOTOR SÉRIE BR-400 12, CAMINHÃO COM MOTOR SÉRIE BR-400 24V, CAMINHÃO L1628, CAMINHÃO L1632, CAMINHÃO L1938, CAMINHÃO L1944, CAMINHÃO L2638, CAMINHÃO LS1632, CAMINHÃO LS1634, CAMINHÃO LS1938, CAMINHÃO OF1722, CAMINHÃO OH1628, CAMINHÃO S1938, PLATAFORMA O400 RSD APÓS 06/02, PLATAFORMA O400 SRE APÓS 06/02 **VOLKSWAGEN** CAMINHÃO 17.310 COM MOTOR CUMMINS 6CTAA8.3 LITROS, CAMINHÃO 18.310 TITAN TRACTOR., CAMINHÃO 23.210 COM MOTOR CUMMINS 6CTAA8.3 LITROS, CAMINHÃO 23.220 COM MOTOR CUMMINS 6CTAA8.3 LITROS, CAMINHÃO 23.310 COM MOTOR CUMMINS 6CTAA8.3 LITROS, CAMINHÃO 26.220 COM MOTOR CUMMINS 6CTAA8.3 LITROS, CAMINHÃO 26.260 COM MOTOR CUMMINS 6CTAA8.3 LITROS, CAMINHÃO 26.310 COM MOTOR CUMMINS 6CTAA8.3 LITROS, CAMINHÃO COM MOTOR CUMMINS C-6L 12V, CAMINHÃO COM MOTOR CUMMINS C-6L 24V.



CODE	OD.	ID.	Height	OEM	APPLICATION POSITION
SC1199-STD	16,00	12,00	9,50	DELCO-REMY	LADO MOTRIZ

APPLICATIONS

CHEVROLET-GM ASTRA, BLAZER, MERIVA, MONTANA, NOVO CORSA, S-10, VECTRA, ZAFIRA **FIAT** DOBLO, PALIO, SIENA, STILO, STRADA

BUSHINGS

SELF-LUBRICATE



CODE	OD.	ID.	Height	OEM	APPLICATION POSITION
SC1811-STD	24,46	21,35	22,45	DELCO-REMY	INTERMEDIÁRIA

APPLICATIONS

FORD CAMINHÃO COM MOTOR CUMMINS SÉRIE C - 6l 12V, CAMINHÃO COM MOTOR CUMMINS SÉRIE C - 6l 24V **MERCEDES BENZ** CAMINHÃO COM MOTOR SÉRIE BR-400 12, CAMINHÃO COM MOTOR SÉRIE BR-400 24V **VOLKSWAGEN** CAMINHÃO COM MOTOR CUMMINS SÉRIE C - 6l 12V, CAMINHÃO COM MOTOR CUMMINS SÉRIE C - 6l 24V



CODE	OD.	ID.	Height	OEM	APPLICATION POSITION
SC1824-STD	28,07	22,11	8,90	DELCO-REMY	INTERMEDIÁRIA

APPLICATIONS

CHEVROLET-GM BLAZER COM MOTORES DA FAMÍLIA 1 E 2 V6, S-10 COM MOTORES DA FAMÍLIA 1 E 2 V6 **FIAT** COM MOTORES SOHC 1.8 16V, COM MOTORES SOHC 1.8 8V



CODE	OD.	ID.	Height	OEM	APPLICATION POSITION
SC1904-STD	12,03	7,04	12,65	DELCO-REMY	LADO COLETOR / INTERMEDIÁRIA

APPLICATIONS

CHEVROLET-GM BLAZER 1.8 LTR 16V, BLAZER 1.8 LTR 8V, BLAZER 2.0 LTR 16V, BLAZER 2.0 LTR 8V, BLAZER 2.2 LTR 16V, BLAZER 2.2 LTR 8V, BLAZER 2.4 LTR 8V, CORSA, MERIVA 1.8 LTR 16V, MERIVA 1.8 LTR 8V, S10, VECTRA, ZAFIRA **FIAT** STILO SOHC 1.8 LTR 16V FORD: ESCORT, STILO SOHC 1.8 LTR 8V **FORD** FIESTA, KA CHEVROLET-GM: ASTRA



CODE	OD.	ID.	Height	OEM	APPLICATION POSITION
SC2076-STD	10,04	6,04	9,94	DELCO-REMY	

APPLICATIONS

DIVERSAS ENGRENAGEM PLANETÁRIA HYUNDAI HR, ENGRENAGEM PLANETÁRIA KIA BONGO



CODE	OD.	ID.	Height	OEM	APPLICATION POSITION
SC2139-STD	11,98	8,12	10,50	DELCO-REMY	INTERMEDIÁRIA / PLANETÁRIA

APPLICATIONS

CHEVROLET-GM ASTRA, BLAZER, CORSA, MERIVA, S10, VECTRA, ZAFIRA **FIAT** PALIO, SIENA, STILO

BUSHINGS

SELF-LUBRIFICATE



CODE	OD.	ID.	Height	OEM	APPLICATION POSITION
SC2145-STD	12,02	7,05	7,00	DELCO-REMY FORD / MOTORCRAFT PRESTOLITE - LUCAS INDIEL	INTERMEDIÁRIA

APPLICATIONS

DIVERSAS PALIO 1.5 **FIAT** PALIO 1.0 TURBO, PALIO 1.6 **FORD** ESCORT, ESCORT 1.8 16V COM MOTOR ZETEC, ESCORT ZETEC, F-250, FIESTA, FIESTA COM MOTOR 1.3 ENDURA A GASOLINA, FIESTA TURBO 1.0, FIESTA TURBO 1.4, FOCUS, KA, KA COM MOTOR 1.3 ENDURA A GASOLINA, MONDEO, ORION COM MOTOR AUDI 2.0, RANGER, SPRINTER, VERONA COM MOTOR AUDI 2.0, VERONA COM ZETEC **MERCEDES BENZ** SPRINTER



CODE	OD.	ID.	Height	OEM	APPLICATION POSITION
SC2197-STD	26,92	22,27	5,50	DELCO-REMY	LADO COLETOR

APPLICATIONS

CHEVROLET-GM ASTRA, BLAZER, CORSA, MERIVA, S10, VECTRA, ZAFIRA



CODE	OD.	ID.	Height	OEM	APPLICATION POSITION
SC2198-STD	8,81	6,04	11,60	DELCO-REMY	LADO COLETOR / INTERMEDIÁRIA

APPLICATIONS

CHEVROLET-GM ASTRA, BLAZER, CORSA, MERIVA, S10, VECTRA, ZAFIRA **FIAT** STILO



CODE	OD.	ID.	Height	OEM	APPLICATION POSITION
SC2300-STD	18,02	12,04	16,00	DELCO-REMY	

APPLICATIONS

CHEVROLET-GM ASTRA 1.8L ATÉ 2003, ASTRA 2.0L 8V ÁLCOOL, ASTRA 2.0L 8V FLEX, ASTRA 2.0L 8V GASOLINA, ASTRA 2.2L 8V ÁLCOOL, ASTRA 2.2L 8V FLEX, ASTRA 2.2L 8V GASOLINA, ASTRA 2.4L 8V ÁLCOOL, ASTRA 2.4L 8V FLEX, ASTRA 2.4L 8V GASOLINA, MONZA 2.0L 8V ÁLCOOL, MONZA 2.0L 8V FLEX, MONZA 2.0L 8V GASOLINA, MONZA 2.2L 8V ÁLCOOL, MONZA 2.2L 8V FLEX, MONZA 2.2L 8V GASOLINA, MONZA 2.4L 8V ÁLCOOL, MONZA 2.4L 8V FLEX, MONZA 2.4L 8V GASOLINA, S-10 2.0L 8V ÁLCOOL, S-10 2.0L 8V FLEX, S-10 2.0L 8V GASOLINA, S-10 2.2L 8V ÁLCOOL, S-10 2.2L 8V FLEX, S-10 2.2L 8V GASOLINA, S-10 2.4L 8V ÁLCOOL, S-10 2.4L 8V FLEX, S-10 2.4L 8V GASOLINA, VECTRA 2.0L 8V ÁLCOOL, VECTRA 2.0L 8V FLEX, VECTRA 2.0L 8V GASOLINA, VECTRA 2.2L 8V ÁLCOOL, VECTRA 2.2L 8V FLEX, VECTRA 2.2L 8V GASOLINA, VECTRA 2.4L 8V ÁLCOOL, VECTRA 2.4L 8V FLEX, VECTRA 2.4L 8V GASOLINA, VECTRA GT 2.0L 8V ÁLCOOL, VECTRA GT 2.0L 8V FLEX, VECTRA GT 2.0L 8V GASOLINA, VECTRA GT 2.2L 8V ÁLCOOL, VECTRA GT 2.2L 8V FLEX, VECTRA GT 2.2L 8V GASOLINA, VECTRA GT 2.4L 8V ÁLCOOL, VECTRA GT 2.4L 8V FLEX, VECTRA GT 2.4L 8V GASOLINA, ZAFIRA 2.0L 8V ÁLCOOL, ZAFIRA 2.0L 8V FLEX, ZAFIRA 2.0L 8V GASOLINA, ZAFIRA 2.2L 8V ÁLCOOL, ZAFIRA 2.2L 8V FLEX, ZAFIRA 2.2L 8V GASOLINA, ZAFIRA 2.4L 8V ÁLCOOL, ZAFIRA 2.4L 8V FLEX, ZAFIRA 2.4L 8V GASOLINA **DAEWOO** ESPERO 2.0L



CODE	OD.	ID.	Height	OEM	APPLICATION POSITION
SC3012-2X	13,45	11,54	27,00	DELCO-REMY	LADO MOTRIZ / INTERMEDIÁRIA
SC3012-STD	13,54	11,66	27,00		

APPLICATIONS

FIAT ELBA 1.5, ELBA 1.6, FIORINO, FIORINO 1.5, FIORINO 1.6, PRÊMIO 1.5, PRÊMIO 1.6, SPAZIO, TIPO 1.6, TIPO 1.6 MPI, TIPO 1.6 SPI, TIPO 2.0, UNO, UNO 1.5, UNO 1.6, UNO 1.6 MPI, UNO 1.6 SPI
PEUGEOT 504 COM CAIXA BA7 2.0, 504 COM CAIXA C3B

BUSHINGS

SELF-LUBRIFICATE



CODE	OD.	ID.	Height	OEM	APPLICATION POSITION
SC3033-2X	17,05	13,95	15,95	DELCO-REMY	LADO MOTRIZ
SC3033-STD	17,05	14,07	15,95		

APPLICATIONS

KOMATSU RETRO ESCAVADEIRA PC200 COM MOTOR CUMMINS 4BT3.9, RETRO ESCAVADEIRA PC200 COM MOTOR CUMMINS 6B5.9, RETRO ESCAVADEIRA PC200 COM MOTOR CUMMINS 6BT5.9, RETRO ESCAVADEIRA PC200 COM MOTOR CUMMINS 6BTAA **SUZUKI** SUZUKI COM MOTOR DE ARRANQUE DELCO 28MT



CODE	OD.	ID.	Height	OEM	APPLICATION POSITION
SC3538-STD	19,17	16,00	22,35	DELCO-REMY	LADO MOTRIZ

APPLICATIONS

OBSERVAÇÕES Para induzido curto **CATERPILLAR** 245, 3406, 3408, 3412, 346, 3508, 3512, 3516, 4D343, 621B, 621E, 623E, 631D, 631E, 633D, 637E, 641B, 651B, 651E, 657B, 657E, 660B, 666B, 768B, 768C, 769B, 769C, 772, 772B, 773, 773B, 824, 824C, 825C, 826C, 834B, 983B, 988, 988B, 992, 992B, 992C, D08 **CLARK** 275K, 310, 310III, 310IIH, 330IIH, 380, 380 CLARK: 380III, 380-2III, 380C-480, 380IIIA, 410, 475B, 475B CLARK: 675, 475III, 675B, 675B CUMMINS: SÉRIE K. **DIVERSAS** 639D **INGERSOLL RAND** DL 1200



CODE	OD.	ID.	Height	OEM	APPLICATION POSITION
SC3540-STD	22,34	17,58	28,45	DELCO-REMY	LADO COLETOR

APPLICATIONS

CATERPILLAR 245, 3406, 3408, 3412, 346, 3508, 3512, 3516, 4D343, 631D, 631E, 633D, 637E, 641B, 651B, 651E, 657B, 657E, 660B, 666B, 768B, 768C, 769B, 769C, 772, 772B, 773, 773B, 824, 824C, 825C, 826C, 834B, 983B, 988, 988B, 992, 992B, 992C, D08 **CLARK** 275K, 310, 310III, 310IIH, 330IIH, 380, 380 CLARK: 380III, 380-2III, 380C-480, 380IIIA, 410, 475B, 475B CLARK: 675, 475III, 675B, 675B CUMMINS: SÉRIE K. **DIVERSAS** 639D **INGERSOLL RAND** DL 1200



CODE	OD.	ID.	Height	OEM	APPLICATION POSITION
SC3541-STD	24,45	21,32	31,75	DELCO-REMY	LADO INTERMEDIÁRIO

APPLICATIONS

CATERPILLAR 245, 3406, 3408, 3412, 346, 3508, 3512, 3516, 4D343, 631D, 631E, 633D, 637E, 641B, 651B, 651E, 657B, 657E, 660B, 666B, 768B, 768C, 769B, 769C, 772, 772B, 773, 773B, 824, 824C, 825C, 826C, 834B, 983B, 988, 988B, 992, 992B, 992C, D08 **CLARK** 275K, 310, 310III, 310IIH, 330IIH, 380, 380 CLARK: 380III, 380-2III, 380C-480, 380IIIA, 410, 475B, 475B CLARK: 675, 475III, 675B, 675B CUMMINS: SÉRIE K. **DIVERSAS** 639D **INGERSOLL RAND** DL 1200



CODE	OD.	ID.	Height	OEM	APPLICATION POSITION
SC524-2X	19,18	15,91	19,10	DELCO-REMY	LADO MOTRIZ
SC524-STD	19,18	16,04	19,10		

APPLICATIONS

CATERPILLAR 910, 916, 926, 926E, D-320 **FORD** CAMINHÕES COM MOTOR CUMMINS SÉRIE C - 6I 12V, CAMINHÕES COM MOTOR CUMMINS SÉRIE C - 6I 24V **JOHN DEERE** CHW 2500B MOTOR SCANIA, COLHEITADEIRA CHT 2500B MOTOR SCANIA **MERCEDES BENZ** CAMINHÕES COM MOTOR SÉRIE BR-400 24V **VOLKSWAGEN** CAMINHÕES COM MOTOR CUMMINS SÉRIE C - 6I 12V, CAMINHÕES COM MOTOR CUMMINS SÉRIE C - 6I 24V

BUSHINGS

SELF-LUBRIFICATE



CODE	OD.	ID.	Height	OEM	APPLICATION POSITION
SC885-2X	19,14	14,29	18,95	DELCO-REMY	LADO COLETOR
SC885-STD	19,14	14,41	18,95		

APPLICATIONS

CATERPILLAR 3114, 3116, 3176, 3304, 3306, 910, 916, 926, 926E, D-320 **CHEVROLET-GM** CAMINHÃO 12170 COM MOTOR CATERPILLAR 3116/3126, CAMINHÃO 14190 COM MOTOR CATERPILLAR 3116/3126, CAMINHÃO 15190 COM MOTOR CATERPILLAR 3116/3126, CAMINHÃO 16220 COM MOTOR CATERPILLAR 3116/3126 **FORD** CAMINHÕES COM MOTOR CUMMINS SÉRIE C - 6l 12V, CAMINHÕES COM MOTOR CUMMINS SÉRIE C - 6l 24V, CARGO 1622 COM MOTOR CUMMINS 6CTAA 8.3 LITROS, CARGO 1630 COM MOTOR CUMMINS 6CTAA 8.3 LITROS, CARGO 2422 COM MOTOR CUMMINS 6CTAA 8.3 LITROS, CARGO 2622 COM MOTOR CUMMINS 6CTAA 8.3 LITROS, CARGO 2626 COM MOTOR CUMMINS 6CTAA 8.3 LITROS, CARGO 2630 COM MOTOR CUMMINS 6CTAA 8.3 LITROS, CARGO 2631 COM MOTOR CUMMINS 6CTAA 8.3 LITROS, CARGO 3222 COM MOTOR CUMMINS 6CTAA 8.3 LITROS, CARGO 4030 COM MOTOR CUMMINS 6CTAA 8.3 LITROS **JOHN DEERE** COLHEITADEIRAS CHT 2500B MOTOR SCANIA, COLHEITADEIRAS CHW 2500B MOTOR SCANIA **MERCEDES BENZ** CAMINHÃO 1633, CAMINHÃO L1628 PLATAFORMAS O400 RSD E SER APÓS 06/02, CAMINHÃO L1632 PLATAFORMAS O400 RSD E SER APÓS 06/02, CAMINHÃO L1938 PLATAFORMAS O400 RSD E SER APÓS 06/02, CAMINHÃO L1944 PLATAFORMAS O400 RSD E SER APÓS 06/02, CAMINHÃO L2638 PLATAFORMAS O400 RSD E SER APÓS 06/02, CAMINHÃO LS1632 PLATAFORMAS O400 RSD E SER APÓS 06/02, CAMINHÃO LS1634 PLATAFORMAS O400 RSD E SER APÓS 06/02, CAMINHÃO OF1722 PLATAFORMAS O400 RSD E SER APÓS 06/02, CAMINHÃO OH1628 PLATAFORMAS O400 RSD E SER APÓS 06/02, CAMINHÃO S1938 PLATAFORMAS O400 RSD E SER APÓS 06/02, CAMINHÕES COM MOTOR SÉRIE BR-400 24V **VOLKSWAGEN** CAMINHÃO 17220 COM MOTOR CUMMINS 6CTAA 8.3 LITROS, CAMINHÃO 17310 COM MOTOR CUMMINS 6CTAA 8.3 LITROS, CAMINHÃO 18310 TITAN TRACTOR, CAMINHÃO 23210 COM MOTOR CUMMINS 6CTAA 8.3 LITROS, CAMINHÃO 23220 COM MOTOR CUMMINS 6CTAA 8.3 LITROS, CAMINHÃO 23310 COM MOTOR CUMMINS 6CTAA 8.3 LITROS, CAMINHÃO 26220 COM MOTOR CUMMINS 6CTAA 8.3 LITROS, CAMINHÃO 26260 COM MOTOR CUMMINS 6CTAA 8.3 LITROS, CAMINHÃO 26310 COM MOTOR CUMMINS 6CTAA 8.3 LITROS, CAMINHÕES COM MOTOR CUMMINS SÉRIE C-6l 24V



CODE	OD.	ID.	Height	OEM	APPLICATION POSITION
SC2258-STD	12,51	8,01	10,00	DENSO FORD / MOTORCRAFT MITSUBISHI	

APPLICATIONS

FORD CURRIER, FIESTASTREET1.0, FUSION3.0LV6(2010), KA, RANGER, TAURUS **LANDROVER** DISCOVERY2.7TD(2004-2009), DISCOVERY32.7(2012), RANGEROVERDIESEL, RANGEROVERSPORT2.7TDM(2005-2009) **MERCURY** MILAN3.0LV6(2010) **NISSAN** VERSA **RENAULT** LOGAN2018, SANDERO(2018)



CODE	OD.	ID.	Height	OEM	APPLICATION POSITION
SC3445-STD	10,02	6,03	6,50	DENSO	PLANETÁRIA

APPLICATIONS

VOLKSWAGEN GOL G6, UP, VOYAGE G6



CODE	OD.	ID.	Height	OEM	APPLICATION POSITION
SC3477-STD	14,71	11,02	10,00	DENSO	

APPLICATIONS

CHRYSLER GRANDVOYAGER3.3(2000-2008), GRANDVOYAGER3.8(2007) **DODGE** CARAVAN3.3 **FIAT** PANDA1.3(2012->) **HONDA** ACCORD2.0(2008->), CIVIC1.6(2005->), CIVIC1.8(2005-2010), CIVIC2.0(2008), CR-V2.0(2007->), FR-V1.8(2007->) **JEEP** WRANGLER3.8LV6(2007-2011) **TOYOTA** COROLLA **YOTA** ETIOS



CODE	OD.	ID.	Height	OEM	APPLICATION POSITION
SC3478-STD	18,41	15,02	11,00	DENSO	

APPLICATIONS

CHRYSLER GRANDVOYAGER3.3(2000-2008), GRANDVOYAGER3.8(2007) **DODGE** CARAVAN3.3 **FIAT** PANDA1.3(2012->) **HONDA** ACCORD2.0(2008->), CIVIC1.6(2005->), CIVIC1.8(2005-2010), CIVIC2.0(2008), CR-V2.0(2007->), FR-V1.8(2007->) **JEEP** WRANGLER3.8LV6(2007-2011) **TOYOTA** COROLLA **YOTA** ETIOS

BUSHINGS

SELF-LUBRICATE



CODE	OD.	ID.	Height	OEM	APPLICATION POSITION
SC3485-STD	9,51	7,02	11,00	DENSO	

APPLICATIONS

BMW 1161.6I(2007-2011), 1162.0I(2008-2011), 1182.0I(2006-2013), 1202.0I(2007-2013), 1253.0I(2007-2013), 1303.0I(2006-2011), 1353.0I(2007-2013), 220I, 225I, 3161.6I(2007-2013), 3182.0I(2007-2012), 3202.0I(2007-2013), 3232.5I(2005-2007), 3252.5I(2004-2011), 3252.5XI(2005-2011), 3253.0I(2007-2013), 3253.0IXDRIVE(2008-2013), 3253.0XI(2007-2008), 3303.0I(2004-2013), 3303.0IXDRIVE(2007-2013),

3303.0XI(2005-2012), 3353.0I(2006-2013), 3353.0IXDRIVE(2008-2013), 3353.0XI(2007-2010), 5202.0I(2007-2010), 5232.5I(2007-2011), 5233.0I(2009-2011), 5252.5I(2005-2010), 5252.5XI(2005-2010), 5253.0I(2007-2010), 5253.0IXDRIVE(2008-2010), 5253.0XI(2007-2010), 5303.0I(2005-2010), 5303.0IXDRIVE(2008-2010), 5303.0XI(2004-2010), 5303.0XI(2010-2017), 5353.0I(2010-2017), 5353.0IXDRIVE(2011-2016), 5353.0IXDRIVEGRANTURISMO(2010-2017), 6303.0I(2004-2010), 7303.0I(2005-2015), 7303.0LI(2005-2015), 7403.0I(2008-2012), 7403.0LI(2008-2012), X1, X13.0IXDRIVE25I(2010-2011), X13.0IXDRIVE28I(2009-2011), X32.5SI(2006-2008), X32.5IXDRIVE25I(2008-2010), X33.0SI(2006-2008), X33.0IXDRIVE28I(2011-2012), X33.0IXDRIVE30I(2008-2010), X33.0IXDRIVE35I(2010-2017), X53.0SI(2006-2008), X53.0IXDRIVE30I(2008-2010), X53.0IXDRIVE35I(2010-2013), X63.0IXDRIVE35I(2008-2014), Z42.5I(2005-2009), Z42.5SDRIVE23I(2009-2011), Z42.5SI(2006-2008), Z43.0SDRIVE30I(2009-2011), Z43.0SDRIVE35I(2009-2016), Z43.0SI(2006-2008), Z43.0IXDRIVE35IS(2010-2016) **CHRYSLER** GRANDVOYAGER3.3(2000-2008), GRANDVOYAGER3.8(2007) **DODGE** CARAVAN3.3 **FIAT** PANDA1.3(2012->) **GM** CAPTIVA, COBALT, EQUINOX(2018-2020) **HONDA** ACCORD2.0(2008->), CIVIC1.6(2005->), CIVIC1.8(2005-2010), CIVIC2.0(2008), CR-V2.0(2007->), FR-V1.8(2007->), NEWCIVIC1.8/2.0(2012-2016) **HYUNDAI** CRETA2.0(2017) **JEEP** WRANGLER3.8LV6(2007-2011) **KIA** CARENS2.0(2013->), SOUL1.6(2014->) **MINI** MINICOOPERCLUBMAN(2016->)2.0 **TOYOTA** HILUX1GD(2015), HILUX2.8(2016->2018)



CODE	OD.	ID.	Height	OEM	APPLICATION POSITION
SC1905-STD	22,32	19,04	6,05	FORD / MOTORCRAFT	INTERMEDIÁRIA

APPLICATIONS

FORD ESCORT, F1000 (COM MOTOR MAXION), FIESTA, FOCUS, KA, MAVERICK, MONDEO 1.8, MONDEO 2.0, PICK-UP F250, PICK-UP F350, PICK-UP F4000, RANGER (COM MOTOR MAXION), RANGER 2.5 XL, RANGER 2.5 XLT, TRANSIT



CODE	OD.	ID.	Height	OEM	APPLICATION POSITION
SC2166-STD	14,21	12,09	10,00	FORD / MOTORCRAFT	LADO MOTRIZ / LADO COLETOR

APPLICATIONS

FORD ESCORT, F1000 COM MOTOR MAXION, FIESTA, FOCUS, KA, MAVERICK, MONDEO 1.8, MONDEO 2.0, PICK-UP F250, PICK-UP F350, PICK-UP F4000, RANGER 2.5 XL, RANGER 2.5 XLT, RANGER COM MOTOR MAXION, TRANSIT



CODE	OD.	ID.	Height	OEM	APPLICATION POSITION
SC2276-STD	20,81	17,51	7,35	FORD / MOTORCRAFT MITSUBISHI	

APPLICATIONS

FORD CURRIER, FIESTASTREET1.0, FUSION3.0LV6(2010), KA, RANGER, TAURUS **LANDROVER** DISCOVERY2.7TD(2004-2009), DISCOVERY32.7(2012), RANGEROVERDIESEL, RANGEROVERSPORT2.7TDV6(2005-2009) **MERCURY** MILAN3.0LV6(2010) **NISSAN** VERSA **RENAULT** LOGAN2018, SANDERO(2018) **SUZUKI** GRANDVITARA4X4APOS2012



CODE	OD.	ID.	Height	OEM	APPLICATION POSITION
SC1774-STD	18,13	14,04	19,00	ISKRA	LADO MOTRIZ

APPLICATIONS

DIVERSAS VALMET, VALTRA

BUSHINGS

SELF-LUBRICATE



CODE	OD.	ID.	Height	OEM	APPLICATION POSITION
SC2058-STD	20,03	14,01	11,50	ISKRA PRESTOLITE - LUCAS INDIEL	LADO COLETOR

APPLICATIONS

FORD F100, F1000, F150, MÁQUINAS, TRATORES **MERCEDES BENZ** SPRINTER **NEW HOLLAND** MÁQUINAS, TRATORES **VALMET** MÁQUINAS, TRATORES **VALTRA** MÁQUINAS, TRATORES
VOLKSWAGEN CAMINHÕES



CODE	OD.	ID.	Height	OEM	APPLICATION POSITION
SC2231-STD	20,16	14,01	10,90	ISKRA PRESTOLITE - LUCAS INDIEL	LADO COLETOR

APPLICATIONS

FORD F100, F1000, F150 **MERCEDES BENZ** SPRINTER **VOLKSWAGEN** CAMINHÕES



CODE	OD.	ID.	Height	OEM	APPLICATION POSITION
SC2235-STD	23,02	19,02	17,00	ISKRA	INTERMEDIÁRIA

APPLICATIONS



CODE	OD.	ID.	Height	OEM	APPLICATION POSITION
SC2283-STD	22,00	18,03	8,10	ISKRA	

APPLICATIONS

DIVERSAS PERFURATRIZ - MOTOR DE PARTIDA ESTACIONÁRIO



CODE	OD.	ID.	Height	OEM	APPLICATION POSITION
SC2334-STD	27,02	22,01	9,00	ISKRA	INTERMEDIÁRIA DA PLANETÁRIA

APPLICATIONS

CASE TRATOR **DIVERSAS** MASSEY FERGUSON, VALMET, VALTRA **VOLKSWAGEN** CAMINHÃO **VOLVO** CAMINHÃO

BUSHINGS

SELF-LUBRICATE



CODE	OD.	ID.	Height	OEM	APPLICATION POSITION
SC3036-2X	14,06	9,95	14,00	MAGNETI MARELLI	LADO MOTRIZ
SC3036-3X	14,06	9,88	14,00		
SC3036-STD	14,06	10,07	14,00		

APPLICATIONS

FIAT PALIO, PALIO WEEKEND 1.6 16V, SIENA, STRADA, TEMPRA, TIPO



CODE	OD.	ID.	Height	OEM	APPLICATION POSITION
SC1846-STD	14,03	10,03	14,00	MITSUBISHI	LADO MOTRIZ

APPLICATIONS

CHEVROLET-GM S10 **KIA** RIO I 1.3, RIO I 1.5 **MARCOPOLO** ÔNIBUS VOLARE **MAZDA** 323 VI 1.4 16V, 323 VI 1.5 16V, 626 V 1.8, 626 V 2.0, MPV II 2.0 16V, MX-5 II 1.6I, MX-5 II 1.8I, PREMACY 1.8 PREMACY 2.0



CODE	OD.	ID.	Height	OEM	APPLICATION POSITION
SC2206-STD	13,11	10,04	12,00	MITSUBISHI	INTERMEDIÁRIA

APPLICATIONS

CLARK EMPILHADEIRAS **HYSTER** EMPILHADEIRAS **MITSUBISHI** EMPILHADEIRAS **YALE** EMPILHADEIRAS



CODE	OD.	ID.	Height	OEM	APPLICATION POSITION
SC2210-STD	14,73	10,03	13,00	MITSUBISHI	LADO COLETOR / INTERMEDIÁRIA

APPLICATIONS

MITSUBISHI L200, PAJERO



CODE	OD.	ID.	Height	OEM	APPLICATION POSITION
SC2211-STD	22,43	17,83	9,00	MITSUBISHI	LADO MOTRIZ

APPLICATIONS

CHEVROLET-GM S10 **KIA** RIO I 1.3, RIO I 1.5 **MARCOPOLO** ÔNIBUS VOLARE **MAZDA** 323 VI 1.4 16V, 323 VI 1.5 16V, 626 V 1.8, 626 V 2.0-MPV II 2.0 16V, MX-5 II 1.6I, MX-5 II 1.8I, PREMACY 1.8 PREMACY 2.0 **MITSUBISHI** L200, PAJERO

BUSHINGS

SELF-LUBRICATE



CODE	OD.	ID.	Height	OEM	APPLICATION POSITION
SC2238-STD	14,11	10,01	13,00	mitsubishi	BUCHA DIANTEIRA

APPLICATIONS

CHEVROLET - GM ÔMEGA CLARK EMPILHADEIRA HYSTER EMPILHADEIRA MITSUBISHI PAJERO (6CC) COM FOCINHO



CODE	OD.	ID.	Height	OEM	APPLICATION POSITION
SC2277-STD	22,81	17,51	10,00	mitsubishi	INTERMEDIÁRIA DA PLANETÁRIA

APPLICATIONS

CHEVROLET - GM BLAZER, S10 TROLLER T4 C/ MOTOR MWM 2.8 DIESEL



CODE	OD.	ID.	Height	OEM	APPLICATION POSITION
SC2286-STD	21,52	19,02	6,00	mitsubishi	

APPLICATIONS

NISSAN MARCH



CODE	OD.	ID.	Height	OEM	APPLICATION POSITION
SC2298-STD	15,01	10,15	10,30	mitsubishi	BUCHA DIANTEIRA

APPLICATIONS

CHEVROLET - GM BLAZER, S10 TROLLER T4 C/ MOTOR MWM 2.8 DIESEL



CODE	OD.	ID.	Height	OEM	APPLICATION POSITION
SC2320-STD	12,01	8,01	10,00	mitsubishi	INTERMEDIÁRIA DA PLANETÁRIA

APPLICATIONS

CHEVROLET - GM ÔMEGA CLARK EMPILHADEIRA HYSTER EMPILHADEIRA MITSUBISHI PAJERO (6CC) COM FOCINHO

BUSHINGS

SELF-LUBRICATE



CODE	OD.	ID.	Height	OEM	APPLICATION POSITION
SC1100-2X	15,60	11,97	5,45	PRESTOLITE - LUCAS INDIEL	LADO COLETOR
SC1100-STD	15,60	12,10	5,45		

APPLICATIONS

FIAT PALIO TURBO 1.0, PALIO TURBO 1.5, PALIO TURBO 1.6 **FORD** ESCORT ZETEC, FIESTA TURBO 1.0, FIESTA TURBO 1.4, VERONA COM MOTOR AUDI 2.0 (827)



CODE	OD.	ID.	Height	OEM	APPLICATION POSITION
SC1724-2X	14,31	11,07	13,40	PRESTOLITE - LUCAS INDIEL	LADO MOTRIZ / INTERMEDIÁRIA
SC1724-STD	14,32	11,22	13,55		

APPLICATIONS

CHRYSLER DODGE RAM COM MOTOR CUMMINS B 5.9 **CUMMINS** CTA 8.3, CUMMINS C 8.3, CUMMINS C6CT, MOTOR 6B TA/6BT, MOTOR CUMMINS B 5.9 **FIAT** ELBA, FIORINO, PRÊMIO 1.5, PRÊMIO 1.6, TIPO 1.6 MPI, TIPO 1.6 SPI, UNO 1.5, UNO 1.6, UNO 1.6 SPI UNO 1.6 MPI **FORD** CAMINHÃO COM MOTOR CUMMINS B 5.9, CAMINHÃO COM TRACTOR 6CIL, ESCORT GUARUJÁ, ESCORT HOBBY, F1000, F250, F4000, POWER STROKE, POWER STROKE COM MOTOR NAVISTAR V8 7.3, RANGER **MERCEDES BENZ** CAMINHÃO 1315 TODOS 6CIL COM CAIXA MANUAL, CAMINHÃO 1318 TODOS 6CIL COM CAIXA MANUAL, CAMINHÃO 1320 TODOS 6CIL COM CAIXA MANUAL, CAMINHÃO O371 6CIL, CAMINHÃO O371 TODOS 6CIL COM CAIXA MANUAL, CAMINHÃO OF1315 6CIL, CAMINHÃO OF1316 6CIL, CAMINHÃO OF215 6CIL, CAMINHÃO OF215 TODOS 6CIL COM CAIXA MANUAL, CAMINHÃO OH1316 6CIL, CAMINHÃO OH1316 TODOS 6CIL COM CAIXA MANUAL, CAMINHÃO OH1318 6CIL, CAMINHÃO OH1320 6CIL, ÔNIBUS 1214 COM CAIXA AUTOMÁTICA, ÔNIBUS 1414 COM CAIXA AUTOMÁTICA, ÔNIBUS 1418 COM CAIXA AUTOMÁTICA, ÔNIBUS 1614 COM CAIXA AUTOMÁTICA, ÔNIBUS OH TODOS 6CIL COM CAIXA MANUAL, SPRINTER **VALTRA** TRATOR 110 COM MOTOR SISU 3CIL, TRATOR 110 COM MOTOR SISU 4CIL, TRATOR 110 COM MOTOR SISU 6CIL, TRATOR 120 COM MOTOR SISU 3CIL, TRATOR 120 COM MOTOR SISU 4CIL, TRATOR 120 COM MOTOR SISU 6CIL, TRATOR 88 COM MOTOR SISU 3CIL, TRATOR 88 COM MOTOR SISU 4CIL, TRATOR 88 COM MOTOR SISU 6CIL, TRATOR BH 140 COM MOTOR SISU 4CIL, TRATOR BH 140 COM MOTOR SISU 6CIL, TRATOR BH 160 COM MOTOR SISU 3CIL, TRATOR BH 160 COM MOTOR SISU 4CIL, TRATOR BH 160 COM MOTOR SISU 6CIL, TRATOR BH 180 COM MOTOR SISU 3CIL, TRATOR BH 180 COM MOTOR SISU 4CIL, TRATOR BH 180 COM MOTOR SISU 6CIL, TRATOR BL77 COM MOTOR SISU 3CIL, TRATOR BL77 COM MOTOR SISU 4CIL, TRATOR BL77 COM MOTOR SISU 6CIL, TRATOR BM100 COM MOTOR SISU 3CIL, TRATOR BM100 COM MOTOR SISU 4CIL, TRATOR BM100 COM MOTOR SISU 6CIL, TRATOR LEVE 685C, TRATOR LEVE 785C, TRATOR PESADO 1280 COM MOTOR MWM 3CIL, TRATOR PESADO 1280 COM MOTOR MWM 6CIL, TRATOR PESADO 1580 COM MOTOR MWM 3CIL, TRATOR PESADO 1580 COM MOTOR MWM 6CIL, TRATOR PESADO 1780 COM MOTOR MWM 3CIL, TRATOR PESADO 1780 COM MOTOR MWM 6CIL **VOLKSWAGEN** 26.260 COM MOTOR CUMMINS 6CTTA 8.3, CAMINHÃO 17.22 COM MOTOR CUMMINS 6CTAA 8.3, CAMINHÃO 17.220 COM MOTOR CUMMINS 6CTTA 8.3, CAMINHÃO 17.31 COM MOTOR CUMMINS 6CTAA 8.3, CAMINHÃO 18.31 COM MOTOR CUMMINS 6CTAA 8.3, CAMINHÃO 18.310 COM MOTOR CUMMINS 6CTTA 8.3, CAMINHÃO 23.22 COM MOTOR CUMMINS 6CTAA 8.3, CAMINHÃO 23.220 COM MOTOR CUMMINS 6CTTA 8.3, CAMINHÃO 23.31 COM MOTOR CUMMINS 6CTAA 8.3, CAMINHÃO 23.310 COM MOTOR CUMMINS 6CTTA 8.3, CAMINHÃO 26.22 COM MOTOR CUMMINS 6CTAA 8.3, CAMINHÃO 26.220 COM MOTOR CUMMINS 6CTTA 8.3, CAMINHÃO 26.26 COM MOTOR CUMMINS 6CTAA 8.3, CAMINHÃO 26.31 COM MOTOR CUMMINS 6CTAA 8.3, CAMINHÃO 26.310 COM MOTOR CUMMINS 6CTTA 8.3, CAMINHÃO PESADO 26.250E COM MOTOR CUMMINS 6B ELETRÔNICO 5.9CIL, CAMINHÃO TITAN 17.310 COM MOTOR CUMMINS 6CTTA 8.3, GOL, MINIÔNIBUS COM MOTOR CUMMINS 6B ELETRÔNICO 5.9, PARATI SAVEIRO, TITAN COM MOTOR CUMMINS C **VOLVO** CAMINHÕES VM 17 23 COM MOTOR MWM SÉRIE 229, CAMINHÕES VM 17 23 COM MOTOR MWM SÉRIE X10



CODE	OD.	ID.	Height	OEM	APPLICATION POSITION
SC1730-2X	15,13	11,95	12,00	PRESTOLITE - LUCAS INDIEL	LADO MOTRIZ
SC1730-STD	15,13	12,08	12,00		

APPLICATIONS

DIVERSAS IVECO, MASSEY FERGUSON **FIAT** DUCATO, UNO **FORD** ESCORT, F-250, F-350 **MERCEDES BENZ** SPRINTER COM BOSCH **VOLKSWAGEN** GOL, PARATI, SAVEIRO



CODE	OD.	ID.	Height	OEM	APPLICATION POSITION
SC1978-STD	10,02	6,04	10,40	PRESTOLITE - LUCAS INDIEL	PLANETÁRIA

APPLICATIONS

FORD F-250 MOTOR MAXION, F-250 MOTOR PERKINS, F-350 MOTOR MAXION **FIAT**: DUCATO 10 2.8 TD, F-350 MOTOR PERKINS

BUSHINGS

SELF-LUBRIFICATE



CODE	OD.	ID.	Height	OEM	APPLICATION POSITION
SC2047-2X	13,06	9,94	13,90	PRESTOLITE - LUCAS INDIEL VALEO	LADO MOTRIZ
SC2047-STD	13,06	10,07	13,90		

APPLICATIONS

CHEVROLET-GM CELTA 1.4 8V VHC 2004 ATÉ 2008, CORSA CLASSIC 1.0 8V VHC 2000 A 2008, CORSA JOY MAXX 1.0 SOHC 2004 A 2008, CORSA JOY MAXX 1.4 SOHC 2004 A 2008, CORSA JOY MAXX 1.8 SOHC 2004 A 2008, CORSA PREMIUM 1.0 SOHC 2004 A 2008, CORSA PREMIUM 1.4 SOHC 2004 A 2008, CORSA PREMIUM 1.8 SOHC 2004 A 2008, CORSA WIND 1.0 16V, CORSA WIND 1.4, CORSA WIND 1.6 EFI, CORSA WIND GL, CORSA WIND GSI 1.0, MERIVA 1.8 JOY MAXX SOHC ATÉ 2008, MERIVA 1.8 PREMIUM SOHC ATÉ 2008 **CHRYSLER** DODGE RAM COM MOTOR CUMMINS B 5.9
CLARK EMPILHADEIRAS **CUMMINS** CTA 8.3, CUMMINS C 8.3, CUMMINS C6CT, MOTOR 6B TA/6BT, MOTOR CUMMINS B 5.9 **FORD** CAMINHÃO COM MOTOR CUMMINS B 5.9, CAMINHÃO COM MOTOR TRATOR 6CIL, POWER STROKE, POWER STROKE COM MOTOR NAVISTAR V8 7.3 **MERCEDES BENZ** CAMINHÃO 1315 OH TODOS 6CIL COM CAIXA MANUAL, CAMINHÃO 1318 OH TODOS 6CIL COM CAIXA MANUAL, CAMINHÃO 1320 OH TODOS 6CIL COM CAIXA MANUAL, CAMINHÃO 0371 OH TODOS 6CIL COM CAIXA MANUAL, CAMINHÃO OF215 OH TODOS 6CIL COM CAIXA MANUAL, CAMINHÃO OH1316 OH TODOS 6CIL COM CAIXA MANUAL, ÔNIBUS 1214 COM CAIXA AUTOMÁTICA, ÔNIBUS 1414 COM CAIXA AUTOMÁTICA, ÔNIBUS 1418 COM CAIXA AUTOMÁTICA, ÔNIBUS 1614 COM CAIXA AUTOMÁTICA, ÔNIBUS OH TODOS 6CIL COM CAIXA MANUAL **MINI** TRATOR BH 140 COM MOTOR SISU 3CIL, TRATOR BH 140 COM MOTOR SISU 4CIL, TRATOR BH 140 COM MOTOR SISU 6CIL, TRATOR BH 160 COM MOTOR SISU 3CIL, TRATOR BH 160 COM MOTOR SISU 4CIL, TRATOR BH 160 COM MOTOR SISU 6CIL, TRATOR BH 180 COM MOTOR SISU 3CIL, TRATOR BH 180 COM MOTOR SISU 4CIL, TRATOR BH 180 COM MOTOR SISU 6CIL, TRATOR BL77 COM MOTOR SISU 3CIL, TRATOR BL77 COM MOTOR SISU 4CIL, TRATOR BL77 COM MOTOR SISU 6CIL, TRATOR BL88 COM MOTOR SISU 3CIL, TRATOR BL88 COM MOTOR SISU 4CIL, TRATOR BL88 COM MOTOR SISU 6CIL, TRATOR BM100 COM MOTOR SISU 3CIL, TRATOR BM100 COM MOTOR SISU 4CIL, TRATOR BM100 COM MOTOR SISU 6CIL, TRATOR BM110 COM MOTOR SISU 3CIL, TRATOR BM110 COM MOTOR SISU 4CIL, TRATOR BM110 COM MOTOR SISU 6CIL, TRATOR BM120 COM MOTOR SISU 3CIL, TRATOR BM120 COM MOTOR SISU 4CIL, TRATOR BM120 COM MOTOR SISU 6CIL, TRATOR LEVE 685C, TRATOR LEVE 785C, TRATOR PESADO 1280 COM MOTOR MWM 3CIL, TRATOR PESADO 1280 COM MOTOR MWM 6CIL, TRATOR PESADO 1580 COM MOTOR MWM 3CIL, TRATOR PESADO 1580 COM MOTOR MWM 6CIL, TRATOR PESADO 1780 COM MOTOR MWM 3CIL, TRATOR PESADO 1780 COM MOTOR MWM 6CIL **VOLKSWAGEN** CAMINHÃO 17.22 COM MOTOR CUMMINS 6CTAA 8.3, CAMINHÃO 17.220 COM MOTOR CUMMINS 6CTTA 8.3, CAMINHÃO 17.31 COM MOTOR CUMMINS 6CTAA 8.3, CAMINHÃO 18.31 COM MOTOR CUMMINS 6CTAA 8.3, CAMINHÃO 18.310 COM MOTOR CUMMINS 6CTTA 8.3, CAMINHÃO 23.22 COM MOTOR CUMMINS 6CTAA 8.3, CAMINHÃO 23.220 COM MOTOR CUMMINS 6CTTA 8.3, CAMINHÃO 23.31 COM MOTOR CUMMINS 6CTAA 8.3, CAMINHÃO 23.310 COM MOTOR CUMMINS 6CTTA 8.3, CAMINHÃO 26.22 COM MOTOR CUMMINS 6CTAA 8.3, CAMINHÃO 26.220 COM MOTOR CUMMINS 6CTTA 8.3, CAMINHÃO 26.26 COM MOTOR CUMMINS 6CTAA 8.3, CAMINHÃO 26.260 COM MOTOR CUMMINS 6CTTA 8.3, CAMINHÃO 26.31 COM MOTOR CUMMINS 6CTAA 8.3, CAMINHÃO 26.310 COM MOTOR CUMMINS 6CTTA 8.3, CAMINHÃO PESADO 26.250E COM MOTOR CUMMINS 6B ELETRÔNICO 5.9CIL, CAMINHÃO TITAN 17.310 COM MOTOR CUMMINS 6CTTA 8.3, MINIÔNIBUS COM MOTOR CUMMINS 6B ELETRÔNICO 5.9, TITAN COM MOTOR CUMMINS C **VOLVO** CAMINHÃO VM 17 23 COM MOTOR MWM SÉRIE 229, CAMINHÃO VM 17 23 COM MOTOR MWM SÉRIE X10



CODE	OD.	ID.	Height	OEM	APPLICATION POSITION
SC2048-2X	25,91	21,73	12,00	PRESTOLITE - LUCAS INDIEL	LADO COLETOR
SC2048-STD	25,91	21,86	12,00		

APPLICATIONS

CHEVROLET-GM CELTA 1.4 8V VHC 2004 ATÉ 2008, CORSA CLASSIC 1.0 8V VHC 2000 A 2008, CORSA JOY MAXX 1.0 SOHC 2004 A 2008, CORSA JOY MAXX 1.4 SOHC 2004 A 2008, CORSA JOY MAXX 1.8 SOHC 2004 A 2008, CORSA PREMIUM 1.0 SOHC 2004 A 2008, CORSA PREMIUM 1.4 SOHC 2004 A 2008, CORSA PREMIUM 1.8 SOHC 2004 A 2008, CORSA WIND 1.0 16V, CORSA WIND 1.4, CORSA WIND 1.6 EFI, CORSA WIND GL, CORSA WIND GSI 1.0, MERIVA 1.8 JOY MAXX SOHC ATÉ 2008, MERIVA 1.8 PREMIUM SOHC ATÉ 2008 **CHRYSLER** DODGE RAM COM MOTOR CUMMINS B 5.9
CLARK EMPILHADEIRAS **CUMMINS** CTA 8.3, CUMMINS C 8.3, CUMMINS C6CT, MOTOR 6B TA/6BT, MOTOR CUMMINS B 5.9 **FORD** CAMINHÃO COM MOTOR CUMMINS B 5.9, CAMINHÃO COM MOTOR TRATOR 6CIL, POWER STROKE, POWER STROKE COM MOTOR NAVISTAR V8 7.3 **MERCEDES BENZ** CAMINHÃO 1315 OH TODOS 6CIL COM CAIXA MANUAL, CAMINHÃO 1318 OH TODOS 6CIL COM CAIXA MANUAL, CAMINHÃO 1320 OH TODOS 6CIL COM CAIXA MANUAL, CAMINHÃO 0371 OH TODOS 6CIL COM CAIXA MANUAL, CAMINHÃO OF215 OH TODOS 6CIL COM CAIXA MANUAL, CAMINHÃO OH1316 OH TODOS 6CIL COM CAIXA MANUAL, ÔNIBUS 1214 COM CAIXA AUTOMÁTICA, ÔNIBUS 1414 COM CAIXA AUTOMÁTICA, ÔNIBUS 1418 COM CAIXA AUTOMÁTICA, ÔNIBUS 1614 COM CAIXA AUTOMÁTICA, ÔNIBUS OH TODOS 6CIL COM CAIXA MANUAL **MINI** TRATOR BH 140 COM MOTOR SISU 3CIL, TRATOR BH 140 COM MOTOR SISU 4CIL, TRATOR BH 140 COM MOTOR SISU 6CIL, TRATOR BH 160 COM MOTOR SISU 3CIL, TRATOR BH 160 COM MOTOR SISU 4CIL, TRATOR BH 160 COM MOTOR SISU 6CIL, TRATOR BH 180 COM MOTOR SISU 3CIL, TRATOR BH 180 COM MOTOR SISU 4CIL, TRATOR BH 180 COM MOTOR SISU 6CIL, TRATOR BL77 COM MOTOR SISU 3CIL, TRATOR BL77 COM MOTOR SISU 4CIL, TRATOR BL77 COM MOTOR SISU 6CIL, TRATOR BL88 COM MOTOR SISU 3CIL, TRATOR BL88 COM MOTOR SISU 4CIL, TRATOR BL88 COM MOTOR SISU 6CIL, TRATOR BM100 COM MOTOR SISU 3CIL, TRATOR BM100 COM MOTOR SISU 4CIL, TRATOR BM100 COM MOTOR SISU 6CIL, TRATOR BM110 COM MOTOR SISU 3CIL, TRATOR BM110 COM MOTOR SISU 4CIL, TRATOR BM110 COM MOTOR SISU 6CIL, TRATOR BM120 COM MOTOR SISU 3CIL, TRATOR BM120 COM MOTOR SISU 4CIL, TRATOR BM120 COM MOTOR SISU 6CIL, TRATOR LEVE 685C, TRATOR LEVE 785C, TRATOR PESADO 1280 COM MOTOR MWM 3CIL, TRATOR PESADO 1280 COM MOTOR MWM 6CIL, TRATOR PESADO 1580 COM MOTOR MWM 3CIL, TRATOR PESADO 1580 COM MOTOR MWM 6CIL, TRATOR PESADO 1780 COM MOTOR MWM 3CIL, TRATOR PESADO 1780 COM MOTOR MWM 6CIL **VOLKSWAGEN** CAMINHÃO 17.22 COM MOTOR CUMMINS 6CTAA 8.3, CAMINHÃO 17.220 COM MOTOR CUMMINS 6CTTA 8.3, CAMINHÃO 17.31 COM MOTOR CUMMINS 6CTAA 8.3, CAMINHÃO 18.31 COM MOTOR CUMMINS 6CTAA 8.3, CAMINHÃO 18.310 COM MOTOR CUMMINS 6CTTA 8.3, CAMINHÃO 23.22 COM MOTOR CUMMINS 6CTAA 8.3, CAMINHÃO 23.220 COM MOTOR CUMMINS 6CTTA 8.3, CAMINHÃO 23.31 COM MOTOR CUMMINS 6CTAA 8.3, CAMINHÃO 23.310 COM MOTOR CUMMINS 6CTTA 8.3, CAMINHÃO 26.22 COM MOTOR CUMMINS 6CTAA 8.3, CAMINHÃO 26.220 COM MOTOR CUMMINS 6CTTA 8.3, CAMINHÃO 26.26 COM MOTOR CUMMINS 6CTAA 8.3, CAMINHÃO 26.260 COM MOTOR CUMMINS 6CTTA 8.3, CAMINHÃO 26.31 COM MOTOR CUMMINS 6CTAA 8.3, CAMINHÃO 26.310 COM MOTOR CUMMINS 6CTTA 8.3, CAMINHÃO PESADO 26.250E COM MOTOR CUMMINS 6B ELETRÔNICO 5.9CIL, CAMINHÃO TITAN 17.310 COM MOTOR CUMMINS 6CTTA 8.3, MINIÔNIBUS COM MOTOR CUMMINS 6B ELETRÔNICO 5.9, TITAN COM MOTOR CUMMINS C **VOLVO** CAMINHÃO VM 17 23 COM MOTOR MWM SÉRIE 229, CAMINHÃO VM 17 23 COM MOTOR MWM SÉRIE X10

BUSHINGS

SELF-LUBRIFICATE



CODE	OD.	ID.	Height	OEM	APPLICATION POSITION
SC2057-2X	18,14	14,94	13,40	PRESTOLITE - LUCAS INDIEL	INTERMEDIÁRIA
SC2057-STD	18,14	15,07	13,40		

APPLICATIONS

CHRYSLER DODGE RAM COM MOTOR CUMMINS B 5.9 **CUMMINS** CTA 8.3, MOTOR 6B TA/6BT, MOTOR CUMMINS B 5.9, MOTOR CUMMINS C 8.3, MOTOR CUMMINS C6CT **FORD** CAMINHÃO COM MOTOR CUMMINS B 5.9, CAMINHÃO COM TRACTOR 6CIL, POWER STROKE, POWER STROKE COM MOTOR NAVISTAR V8 7.3 **MERCEDES BENZ** CAMINHÃO 1315 TODOS 6CIL COM CAIXA MANUAL, CAMINHÃO 1318 TODOS 6CIL COM CAIXA MANUAL, CAMINHÃO 1320 TODOS 6CIL COM CAIXA MANUAL, CAMINHÃO OF215 TODOS 6CIL COM CAIXA MANUAL, CAMINHÃO OH1316 TODOS 6CIL COM CAIXA MANUAL, ÔNIBUS 1214 COM CAIXA AUTOMÁTICA, ÔNIBUS 1414 COM CAIXA AUTOMÁTICA, ÔNIBUS 1418 COM CAIXA AUTOMÁTICA, ÔNIBUS 1614 COM CAIXA AUTOMÁTICA, ÔNIBUS OH TODOS 6CIL COM CAIXA MANUAL **VALTRA** TRATOR 110 COM MOTOR SISU 3CIL, TRATOR 110 COM MOTOR SISU 4CIL, TRATOR 110 COM MOTOR SISU 6CIL, TRATOR 120 COM MOTOR SISU 3CIL, TRATOR 120 COM MOTOR SISU 4CIL, TRATOR 120 COM MOTOR SISU 6CIL, TRATOR 88 COM MOTOR SISU 3CIL, TRATOR 88 COM MOTOR SISU 4CIL, TRATOR 88 COM MOTOR SISU 6CIL, TRATOR BH 140 COM MOTOR SISU 4CIL, TRATOR BH 140 COM MOTOR SISU 6CIL, TRATOR BH 160 COM MOTOR SISU 3CIL, TRATOR BH 160 COM MOTOR SISU 4CIL, TRATOR BH 160 COM MOTOR SISU 6CIL, TRATOR BH 180 COM MOTOR SISU 3CIL, TRATOR BH 180 COM MOTOR SISU 4CIL, TRATOR BH 180 COM MOTOR SISU 6CIL, TRATOR BL77 COM MOTOR SISU 3CIL, TRATOR BL77 COM MOTOR SISU 4CIL, TRATOR BL77 COM MOTOR SISU 6CIL, TRATOR BM100 COM MOTOR SISU 3CIL, TRATOR BM100 COM MOTOR SISU 4CIL, TRATOR BM100 COM MOTOR SISU 6CIL, TRATOR LEVE 685C, TRATOR LEVE 785C, TRATOR PESADO 1280 COM MOTOR MWM 3CIL, TRATOR PESADO 1280 COM MOTOR MWM 6CIL, TRATOR PESADO 1580 COM MOTOR MWM 3CIL, TRATOR PESADO 1580 COM MOTOR MWM 6CIL, TRATOR PESADO 1780 COM MOTOR MWM 3CIL, TRATOR PESADO 1780 COM MOTOR MWM 6CIL **VOLKSWAGEN** CAMINHÃO 17.22 COM MOTOR CUMMINS 6CTAA 8.3, CAMINHÃO 17.220 COM MOTOR CUMMINS 6CTTA 8.3, CAMINHÃO 17.31 COM MOTOR CUMMINS 6CTAA 8.3, CAMINHÃO 18.31 COM MOTOR CUMMINS 6CTAA 8.3, CAMINHÃO 18.310 COM MOTOR CUMMINS 6CTTA 8.3, CAMINHÃO 23.22 COM MOTOR CUMMINS 6CTAA 8.3, CAMINHÃO 23.220 COM MOTOR CUMMINS 6CTTA 8.3, CAMINHÃO 23.31 COM MOTOR CUMMINS 6CTAA 8.3, CAMINHÃO 23.310 COM MOTOR CUMMINS 6CTTA 8.3, CAMINHÃO 26.22 COM MOTOR CUMMINS 6CTAA 8.3, CAMINHÃO 26.220 COM MOTOR CUMMINS 6CTTA 8.3, CAMINHÃO 26.26 COM MOTOR CUMMINS 6CTAA 8.3, CAMINHÃO 26.260 COM MOTOR CUMMINS 6CTTA 8.3, CAMINHÃO 26.31 COM MOTOR CUMMINS 6CTAA 8.3, CAMINHÃO 26.310 COM MOTOR CUMMINS 6CTTA 8.3, CAMINHÃO PESADO 26.250E COM MOTOR CUMMINS 6B ELETRÔNICO 5.9CIL, CAMINHÃO TITAN 17.310 COM MOTOR CUMMINS 6CTTA 8.3, MINIÔNIBUS COM MOTOR CUMMINS 6B ELETRÔNICO 5.9, TITAN COM MOTOR CUMMINS C **VOLVO** CAMINHÃO VM 17 23 COM MOTOR MWM SÉRIE 229, CAMINHÃO VM 17 23 COM MOTOR MWM SÉRIE X10



CODE	OD.	ID.	Height	OEM	APPLICATION POSITION
SC2111-2X	18,13	13,91	12,60	PRESTOLITE - LUCAS INDIEL	LADO MOTRIZ
SC2111-STD	18,13	14,04	12,60		

APPLICATIONS

DIVERSAS IVECO, MASSEY FERGUSON **FORD** CARGO, F100, F1000, F150 **LUCAS INDIEL** M93R **MERCEDES BENZ** SPRINTER **VOLKSWAGEN** CAMINHÕES



CODE	OD.	ID.	Height	OEM	APPLICATION POSITION
SC3001-2X	15,11	11,97	12,00	PRESTOLITE - LUCAS INDIEL	LADO MOTRIZ
SC3001-STD	15,11	12,09	12,00		

APPLICATIONS

CHEVROLET-GM CORSA 1.6 EFI, CORSA POWERTECH 1.4, CORSA POWERTECH 1.6, TRAFFIC R352, TRAFFIC TA52 LUXO COM MOTOR 2000 AC APÓS 1990 **CITROËN** BERLINGO 1.8 4CC COM MOTOR XU7 **FIAT** ELBA 1.5, ELBA 1.6, FIORINO 1.5, FIORINO 1.6, PALIO, PALIO 1.5 8 VÁLVULAS, PALIO WEEKEND 1.5 8 VÁLVULAS, PRÊMIO 1.5, PRÊMIO 1.6, SIENA EL 1.5 8 VÁLVULAS, TIPO 1.6, TIPO 2.0, UNO 1.5, UNO 1.6, UNO 1.6 APÓS 1994 **FORD** ESCORT COM MOTOR ZETEC 1.8, ESCORT HOBBY 1.6 CHT, FIESTA 1.3 COM AR CONDICIONADO COM MOTOR ENDURA, FIESTA 1.3 SEM AR CONDICIONADO COM MOTOR ENDURA, FOCUS COM MOTOR ZETEC, HOBBY GL COM MOTOR CHT 1.6 APÓS 94, HOBBY L COM MOTOR CHT 1.6 APÓS 94, MONDEO 1.8, MONDEO 2.0, MONDEO COM MOTOR ZETEC, ORION COM MOTOR AUDI 2.0 (827), PAMPA, PAMPA 1.6 CHT, PAMPA COM MOTOR AP APÓS 1992, PICK-UP COM MOTOR CUMMINS 4.9, PICK-UP COM MOTOR CUMMINS 5.8 TIGER TUG (USA), PICK-UP F150 COM MOTOR CUMMINS 4.9, PICK-UP F150 COM MOTOR CUMMINS 5.8 TIGER TUG (USA), RANGER COM MOTOR DURATEC HR 2.3 A GASOLINA COM MOTOR AP APÓS 1992, VERONA COM MOTOR AUDI 2.0 (827), VERSAILLES, VERSAILLES COM MOTOR AP APÓS 1992 **NISSAN** MÁXIMA **PEUGEOT** 205, 306, 306 GASOLINA, 405, 405 DIESEL, 504, 505, PARTNER COM MOTOR XU7 4CIL 1.6, PARTNER COM MOTOR XU7 4CIL 1.9 **RENAULT** CLIO 1.6, EXPRESS 1.6 (C3L), GORDINI (6 VOLTS - 1969/71), R19 1.6 (C3L), TRAFIC COM MOTOR 2.0, TRAFIC T352 2.0 COM AR CONDICIONADO **VOLKSWAGEN** APOLLO 1.6 APÓS 1992, APOLLO 1.6 MOTOR AUDI 827 GIRO ANTI HORÁRIO, APOLLO 1.8 APÓS 1992, APOLLO 1.8 COM MOTOR AUDI 827 APÓS 1994, APOLLO 1.8 MOTOR AUDI 827 GIRO ANTI HORÁRIO, APOLLO 2.0 COM MOTOR AUDI 827 APÓS 1994, APOLLO AP APÓS 1992, GOL 1.0 COM MOTOR CHT 1.6 APÓS 1994, GOL 1.6 APÓS 1992, GOL 1.8 APÓS 1992, GOL 2.0 APÓS 1992, GOL AP APÓS 1992, GOL COM MOTOR AUDI 827 APÓS 1994, GOL COM MOTOR CHT 1.6, GOL COM MOTOR CHT 1.6 COM MOTOR CHT 1.6, GOLF 1.8 G I GASOLINA, LOGUS 1.6 APÓS 1992, LOGUS 1.6 MOTOR AUDI 827 GIRO ANTI HORÁRIO, LOGUS 1.8 APÓS 1992, LOGUS 1.8 COM MOTOR AUDI 827 APÓS 1994, LOGUS 1.8 MOTOR AUDI 827 GIRO ANTI HORÁRIO, LOGUS AP APÓS 1992, PARATI 1.6 APÓS 1992, PARATI 1.8 APÓS 1992, PARATI 2.0 APÓS 1992, PARATI AP APÓS 1992, PARATI COM MOTOR AUDI 827 APÓS 1994, PARATI COM MOTOR CHT 1.6, QUANTUM 1.6 APÓS 1992, QUANTUM 1.8 APÓS 1992, QUANTUM 2.0 APÓS 1992, QUANTUM AP APÓS 1992, QUANTUM COM MOTOR AUDI 827 APÓS 1994, SANTANA 1.6 APÓS 1992, SANTANA 1.8 APÓS 1992, SANTANA 2.0 APÓS 1992, SANTANA AP APÓS 1992, SANTANA COM MOTOR AUDI 827 APÓS 1994, SAVEIRO, SAVEIRO 1.6 APÓS 1992, SAVEIRO 1.6 COM MOTOR CHT 1.6 APÓS 1994, SAVEIRO 1.8 APÓS 1992, SAVEIRO 1.8 COM MOTOR AUDI 827 APÓS 1994, SAVEIRO 2.0 COM MOTOR AUDI 827 APÓS 1994, SAVEIRO AP APÓS 1992, SAVEIRO COM MOTOR CHT 1.6, VOYAGE 1.6 APÓS 1992, VOYAGE 1.8 APÓS 1992, VOYAGE 2.0 APÓS 1992, VOYAGE AP APÓS 1992, VOYAGE COM MOTOR AUDI 827 APÓS 1994, VOYAGE COM MOTOR CHT 1.6, VOYAGE COM MOTOR CHT 1.6 APÓS 1994

BUSHINGS

SELF-LUBRIFICATE



CODE	OD.	ID.	Height	OEM	APPLICATION POSITION
SC3002-2X	14,32	11,04	16,55	PRESTOLITE - LUCAS INDIEL	LADO COLETOR
SC3002-STD	14,32	11,16	16,55		

APPLICATIONS

FORD PAMPA COM MOTOR AP APÓS 1992, PAMPA MODELO NOVO, VERSAILLES COM MOTOR AP APÓS 1992, VERSAILLES MODELO NOVO **VOLKSWAGEN** APOLLO 1.8 COM MOTOR AUDI 827 APÓS 1994, APOLLO 2.0 COM MOTOR AUDI 827 APÓS 1994, APOLLO AP 1.6 APÓS 1992, APOLLO AP 1.8 APÓS 1992, GOL AP 1.6 APÓS 1992, GOL AP 1.8 APÓS 1992, GOL AP 2.0 APÓS 1992, GOL COM MOTOR AUDI 827 APÓS 1994, LOGUS 1.8 COM MOTOR AUDI 827 APÓS 1994, LOGUS AP 1.6 APÓS 1992, PARATI AP 1.6 APÓS 1992, PARATI AP 1.8 APÓS 1992, PARATI AP 2.0 APÓS 1992, PARATI COM MOTOR AUDI 827 APÓS 1994, QUANTUM AP 1.6 APÓS 1992, QUANTUM AP 1.8 APÓS 1992, QUANTUM AP 2.0 APÓS 1992, QUANTUM COM MOTOR AUDI 827 APÓS 1994, SANTANA AP 1.6 APÓS 1992, SANTANA AP 1.8 APÓS 1992, SANTANA AP 2.0 APÓS 1992, SANTANA COM MOTOR AUDI 827 APÓS 1994, SAVEIRO 1.8 COM MOTOR AUDI 827 APÓS 1994, SAVEIRO 2.0 COM MOTOR AUDI 827 APÓS 1994, SAVEIRO AP 1.6 APÓS 1992, SAVEIRO AP 1.8 APÓS 1992, VOYAGE AP 1.6 APÓS 1992, VOYAGE AP 1.8 APÓS 1992, VOYAGE AP 2.0 APÓS 1992, VOYAGE COM MOTOR AUDI 827 APÓS 1994



CODE	OD.	ID.	Height	OEM	APPLICATION POSITION
SC3003-2X	14,30	11,03	17,08	PRESTOLITE - LUCAS INDIEL	
SC3003-STD	14,33	11,15	17,00		

APPLICATIONS

FIAT UNO 1.6 APÓS 1994 **FORD** ESCORT GUARUJÁ GL COM MOTOR CHT 1.6 APÓS 94, ESCORT GUARUJÁ L COM MOTOR CHT 1.6 APÓS 94, ESCORT HOBBY GL COM MOTOR CHT 1.6 APÓS 94, ESCORT HOBBY L COM MOTOR CHT 1.6 APÓS 94 **RENAULT** TRAFFIC T352 COM MOTOR 2000 AC APÓS 1990, TRAFFIC TA52 LUXO COM MOTOR 2000 AC APÓS 1990 **VOLKSWAGEN** GOL COM CHT 1.6 APÓS 1994, SAVEIRO COM CHT 1.6 APÓS 1994, VOYAGE COM CHT 1.6 APÓS 1994



CODE	OD.	ID.	Height	OEM	APPLICATION POSITION
SC3009-2X	18,14	14,94	18,95	PRESTOLITE - LUCAS INDIEL	LADO MOTRIZ / LADO COLETOR / INTERMEDIÁRIA
SC3009-STD	18,14	15,07	18,95		

APPLICATIONS

DIVERSAS JOHN DEERE **FORD** F1000 MWM 4CC, F4000 MWM 4CC **RENAULT** TRAFFIC



CODE	OD.	ID.	Height	OEM	APPLICATION POSITION
SC3010-2X	18,14	14,94	17,50	PRESTOLITE - LUCAS INDIEL	LADO MOTRIZ
SC3010-STD	18,14	15,07	17,50		

APPLICATIONS

CHEVROLET-GM D20 **FORD** F1000 MWM 4CC, F4000 MWM 4CC **RENAULT** TRAFIC



CODE	OD.	ID.	Height	OEM	APPLICATION POSITION
SC3013-2X	15,02	11,89	17,00	PRESTOLITE - LUCAS INDIEL	
SC3013-STD	15,02	12,02	17,00		

APPLICATIONS

FORD CAMINHÃO C400, F1000 COM MOTOR EMAX ÁLCOOL, F1000 COM MOTOR EMAX GASOLINA, F300, F350, F600, SILVERADO

BUSHINGS

SELF-LUBRICATE



CODE	OD.	ID.	Height	OEM	APPLICATION POSITION
SC2063-STD	7,03	4,04	7,10	VALEO	PLANETÁRIA

APPLICATIONS

CHEVROLET-GM ASTRA, CORSA



CODE	OD.	ID.	Height	OEM	APPLICATION POSITION
SC2199-STD	9,03	6,03	7,00	VALEO	LADO MOTRIZ

APPLICATIONS

RENAULT LAGUNA, MEGANE, NEVADA, R19



CODE	OD.	ID.	Height	OEM	APPLICATION POSITION
SC2200-STD	10,01	6,04	10,00	VALEO	LADO COLETOR

APPLICATIONS

RENAULT LAGUNA, MEGANE, NEVADA, R19



CODE	OD.	ID.	Height	OEM	APPLICATION POSITION
SC2201-STD	11,81	8,03	8,00	VALEO	LADO COLETOR

APPLICATIONS

VOLKSWAGEN FOX, FOX1.0L16V, FOX1.6L, GOLF, GOLF1.6L, GOLG51.0L, GOLG51.6L, POLO1.0L16V, POLO1.6L, POLOSEDAN1.0L16V, POLOSEDAN1.6L, SAVEIRO1.0L, SAVEIRO1.6L, SPACEFOX1.0L, SPACEFOX1.6L, VOYAGE1.0L, VOYAGE1.6L



CODE	OD.	ID.	Height	OEM	APPLICATION POSITION
SC2202-STD	33,03	26,03	13,80	VALEO	LADO COLETOR

APPLICATIONS

BUSHINGS

SELF-LUBRICATE



CODE	OD.	ID.	Height	OEM	APPLICATION POSITION
SC2207-STD	11,11	9,04	11,00	VALEO	LADO MOTRIZ

APPLICATIONS

CHEVROLET-GM CELTA 1.0, CELTA 1.4, CORSA CLASSIC, CORSA GL, CORSA GSI, CORSA WIND



CODE	OD.	ID.	Height	OEM	APPLICATION POSITION
SC2244-STD	25,02	19,52	6,00	VALEO	

APPLICATIONS

FIAT DUCATO **HYUNDAI** H100, HR **KIA** BONGO **MERCEDES-BENZ** SPRINTER 311 CDI, SPRINTER 313 CDI **RENAULT** MASTER **VOLKSWAGEN** AMAROK 2.0 TDI



CODE	OD.	ID.	Height	OEM	APPLICATION POSITION
SC2245-STD	10,01	7,01	8,00	VALEO	

APPLICATIONS

FIAT DUCATO **HYUNDAI** ACCENT 1.5 CRDI, H100, HR **KIA** BONGO K2700, CEE D 1.5, SORENTO 2.5 TURBO DIESEL **MERCEDES-BENZ** SPRINTER 311 CDI;SPRINTER 313 CDI **RENAULT** MASTER **VOLKSWAGEN** AMAROK 2.0 TDI



CODE	OD.	ID.	Height	OEM	APPLICATION POSITION
SC2287-STD	24,02	20,02	6,00	VALEO	

APPLICATIONS

HYUNDAI H100, HR **KIA** BONGO K2500



CODE	OD.	ID.	Height	OEM	APPLICATION POSITION
SC2294-STD	31,00	26,00	10,00	VALEO	

APPLICATIONS

VOLKSWAGEN FOX1.0L16V, FOX1.6L, GOLF1.6L, GOLG51.0L, GOLG51.6L, POLO1.0L16V, POLO1.6L, POLOSEDAN1.0L16V, POLOSEDAN1.6L, SAVEIRO1.0L, SAVEIRO1.6L, SPACEFOX1.0L, SPACEFOX1.6L, VOYAGE1.0L, VOYAGE1.6L

BUSHINGS

SELF-LUBRICATE



CODE	OD.	ID.	Height	OEM	APPLICATION POSITION
SC3483-STD	11,01	8,02	10,00	VALEO	

APPLICATIONS

RENAULT CLIO, DUSTER, LOGAN, SANDERO, SYMBOL



CODE	OD.	ID.	Height	OEM	APPLICATION POSITION
SC3498-STD	9,00	6,03	9,05	VALEO	

APPLICATIONS

FORD ECOSPORT, FOCUS, NEW FIESTA



CODE	OD.	ID.	Height	OEM	APPLICATION POSITION
SC010-STD	27,05	15,93	10,61		

APPLICATIONS

OBSERVAÇÕES Bucha aplicada no eixo piloto **DIVERSAS** HYSTER



CODE	OD.	ID.	Height	OEM	APPLICATION POSITION
SC032-STD	40,02	17,07	12,70		

APPLICATIONS

OBSERVAÇÕES Bucha aplicada no eixo piloto **CHEVROLET-GM** OPALA



CODE	OD.	ID.	Height	OEM	APPLICATION POSITION
SC043-STD	27,80	15,04	19,20		

APPLICATIONS

OBSERVAÇÕES Bucha aplicada no eixo piloto **FORD** F-400, F-600, F-700, FT-700

BUSHINGS

SELF-LUBRICATE



CODE	OD.	ID.	Height	OEM	APPLICATION POSITION
SC2023-STD	22,10	18,04	7,20		PLANETÁRIA

APPLICATIONS

OBSERVAÇÕES Substitui rolamento



CODE	OD.	ID.	Height	OEM	APPLICATION POSITION
SC2204-STD	15,11	10,03	13,00		LADO COLETOR

APPLICATIONS

CLARK EMPILHADEIRAS **HYSTER** EMPILHADEIRAS **MITSUBISHI** EMPILHADEIRAS **YALE** EMPILHADEIRAS



CODE	OD.	ID.	Height	OEM	APPLICATION POSITION
SC2205-STD	21,31	19,13	9,50		INTERMEDIÁRIA

APPLICATIONS

CLARK EMPILHADEIRAS **HYSTER** EMPILHADEIRAS **MITSUBISHI** EMPILHADEIRAS, MOTORES



CODE	OD.	ID.	Height	OEM	APPLICATION POSITION
SC2208-STD	16,52	12,83	19,30		LADO MOTRIZ

APPLICATIONS

CASE MX **DIVERSAS** VALTRA **NEW HOLLAND** SÉRIE TM 135, SÉRIE TM 150, SÉRIE TM 160



CODE	OD.	ID.	Height	OEM	APPLICATION POSITION
SC2234-STD	16,02	14,09	18,00		LADO COLETOR

APPLICATIONS



Rua Frederico Mentz, 1106 - CEP: 90240-110

Porto Alegre/RS - Brasil

☎ +55 51 3375 5000

📞 51 99517 9588

📱 @sulcarbon

✉ contato@sulcarbon.com.br

www.sulcarbon.com.br